



**Six3 Tile®** is an innovative, patent-pending tile product that is a single, integrated system providing the classic look and feel of traditional ceramic tile without the need for costly specialized skills or tools.



Ideal for backsplashes, walls and bathrooms, these lightweight, flexible yet durable large format sheets install with a speed that is unmatched, resulting in a cost-efficient, professional look in about an hour.

**Six3 Tile®** is fully customizable to produce virtually any tile pattern and color - including complex designs and custom logos. If you can draw it, we can cut it!



### EASY INSTALLATION

#### 1 MEASURE AND CUT SHEETS



You can use a standard utility knife, rotary cutter, oscillating saw or circular saw to cut the tile. Access holes for pipes, light switches and outlets can be cut with a hole saw or oscillating saw. No special tile skills or tools are needed to install Six3 Tile®.

#### 2 ATTACH TO SURFACE



No special surface prep is necessary. Six3 Tile® can be installed over drywall, cement backer boards or even existing tile. Attach tile sheet to the surface using construction adhesive or type-1 mastic. Our tile sheets are flexible for easy installation around obstacles or uneven surfaces. For backsplashes, use spacers on joints to maintain consistent grout lines. Tub surrounds incorporate a water-tight seal that also creates proper grout lines.

#### 3 GROUT, FINISH AND ENJOY!




Edging can be used on exposed ends. Grouting can begin immediately. Use unsanded or nonsanded grout only. What would normally take days with traditional ceramic tile, takes only about an hour with Six3 Tile®!

## FOR MORE INFORMATION

We serve the student housing, multi-family (new construction and renovation) and hospitality markets. Additional information about us, including application videos and a constantly updating Gallery of finished projects, can be found on our website. You can also connect with us on our Facebook page.

[www.SIX3TILE.com](http://www.SIX3TILE.com)  
[www.FACEBOOK.com/six3tile](https://www.FACEBOOK.com/six3tile)




## TECHNICAL & CUSTOMER SUPPORT

We have a variety of instructional videos on our YouTube channel as well as a Resources section on our website, with downloadable installation and maintenance guides, useful tools and other technical information.

[www.YOUTUBE.com/six3tile](http://www.YOUTUBE.com/six3tile)  
[www.SIX3TILE.com/resources](http://www.SIX3TILE.com/resources)


For technical questions,  
please contact us:  
[info@six3tile.com](mailto:info@six3tile.com)



## HOW TO PURCHASE

**Six3 Tile®** is sourced, designed and manufactured from recycled materials at our South Carolina factory.

For ordering information, please contact us.



an  aleris company

[www.SIX3TILE.com](http://www.SIX3TILE.com)

119 Grace Avenue | Lancaster, South Carolina 29720



**PROUDLY MADE IN THE USA**

Six3Tile® is sourced, designed and manufactured in our South Carolina facility.