


SpareBank 1 Boligkreditt AS - Mortgage Covered Bonds

Covered Bonds / Norway

Contacts	Rast, Martin - +44 (207) 772-8676 - Martin.Rast@moody.com Mehra, Anika - +91 (806) 885-8153 - Anika.Mehra@moody.com		Click on the icon to download data into Excel & to see Glossary of terms used Click here to access the covered bond programme webpage on moody.com
Monitoring Client Service Desk	Monitor.CB@moody.com London: +44 20 7772-5454, csdlondon@moody.com		

Reporting as of: 31/03/2021 All amounts in NOK (unless otherwise specified)

For information on how to read this report, see the latest
Moody's Covered Bonds Sector Update

Data as provided to Moody's Investors Service (note 1)

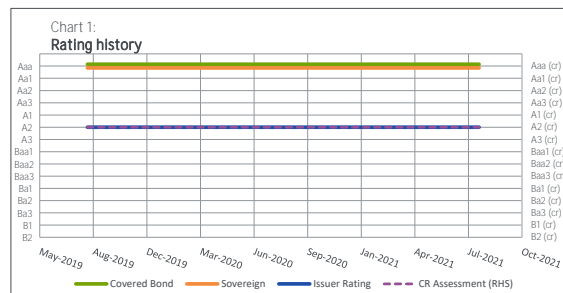
I. Programme Overview

Overview

Year of initial rating assignment:	2007		
Total outstanding liabilities:	NOK	215,272,481,149	
Total assets in the Cover Pool:	NOK	229,763,831,852	
Issuer name / CR Assessment:	SpareBank 1 Boligkreditt / A2(cr)		
Group or parent name / CR Assessment:	Sparebank 1 Alliance / n/a		
Main collateral type:	Residential		

Ratings

Covered bonds rating:	Aaa
Entity used in Moody's EL & TPI analysis:	SpareBank 1 Boligkreditt AS
CB anchor:	CR Assessment + 1 notch
CR Assessment:	A2(cr)
Issuer Rating:	A2
Unsecured claim used for Moody's EL analysis:	Yes



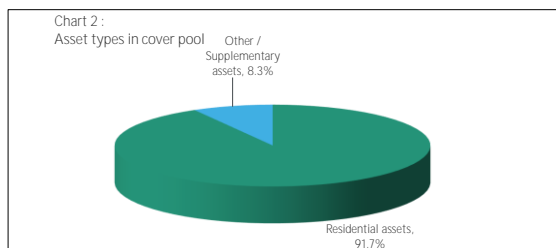
II. Value of the Cover Pool

Collateral quality

Collateral Score:	5.0%
Collateral Score excl. systemic risk:	2.5%

Cover Pool losses

Collateral Risk (Collateral Score post-haircut):	3.4%	38%
Market Risk:	5.4%	62%
	8.8%	100%



III. Over-Collateralisation Levels (notes 2 & 3)

Over-Collateralisation (OC) figures presented below can include Eligible and Non-Eligible collateral. Over-Collateralisation levels are provided on nominal basis

Current situation

Committed OC (Nominal):	2.0%
Current OC:	6.7%
OC consistent with current rating (note 4)	2.5%

Sensitivity scenario CB anchor

	OC consistent with current rating	
Scenario 1: CB anchor is lowered by	1 notch	4.5%

IV. Timely Payment Indicator & TPI Leeway

Timely Payment Indicator (TPI):	High
TPI Leeway:	3

Extract from TPI table - CB anchor is CR Assessment + 1 notch

CR Assessment	High
Aa2(cr)	Aaa
Aa3(cr)	Aaa
A1(cr)	Aaa
A2(cr)	Aaa
A3(cr)	Aaa
Baa1(cr)	Aaa
Baa2(cr)	Aaa
Baa3(cr)	Aa1

Legal framework

Does a specific covered bond law apply for this programme:	Yes
Main country in which collateral is based:	Norway
Country in which issuer is based:	Norway

Timely payment

Refinancing period for principal payments of 6 months or greater:	Yes
Liquidity reserve to support timely payments on all issuances:	No

(note 1) The data reported in this PO is based on information provided by the issuer and may include certain assumptions made by Moody's. Moody's accepts no responsibility for the information provided to it and, whilst it believes the assumptions it has made are reasonable, cannot guarantee that they are or will remain accurate. Although Moody's encourages all issuers to provide reporting data in a consistent manner, there may be differences in the way that certain data is categorised by issuers. The data reporting template (which issuers are requested to use) is available on request. Credit ratings, TPI and TPI Leeway shown in this PO are as of publication date.

(note 2) This assumes the Covered Bonds rating is not constrained by the TPI. Also to the extent rating assumptions change following a downgrade or an upgrade of the issuer, the necessary OC stated here may also change. This is especially significant in the case of CR assessments of A3(cr) or Baa1(cr), as the necessary OC following a 1 notch downgrade may then be substantially higher than the amount suggested here as market risks are considered more critically by Moody's at this time. In any event, the necessary OC amounts stated here are subject to change at any time at Moody's discretion.

(note 3) This is the minimum OC calculated to be consistent with the current rating under Moody's expected loss model. However, the level of OC consistent with a given rating level may differ from this amount where ratings are capped under the TPI framework and, for example, where committee discretion is applied.

(note 4) The OC consistent with the current rating is the minimum level of over-collateralisation which is necessary to support the covered bond rating at its current level on the basis of the pool as per the cut-off date. The sensitivity run is based on certain assumptions, including that the Covered Bonds rating is not constrained by the TPI. Further, this sensitivity run is a model output only and therefore a simplification as it does not take into account certain assumptions that may change as an issuer is downgraded, and as a result the actual OC number consistent with the current rating may be higher than shown. The OC required may also differ from the model output in situations when committee discretion is applied. In any event, the OC amounts stated here are subject to change at any time at Moody's discretion.

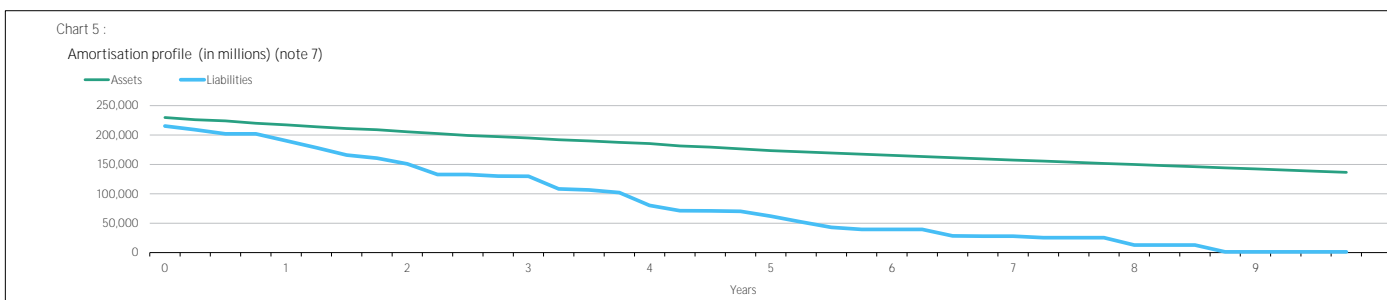
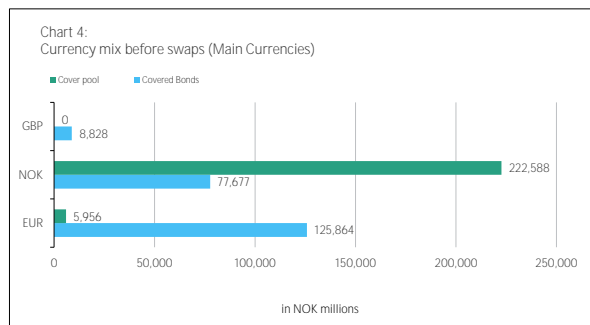
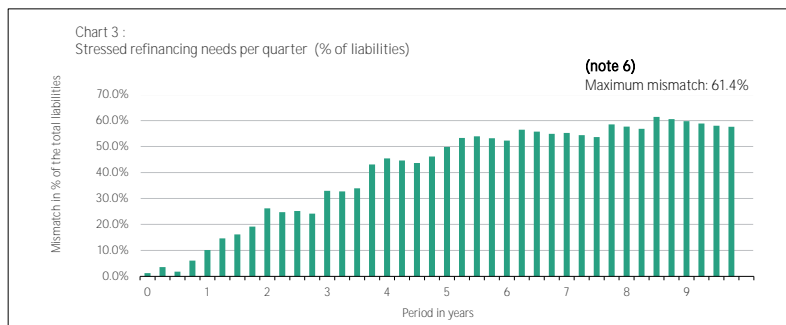
V. Asset Liability Profile

Interest Rate & Duration Mismatch (note 5)

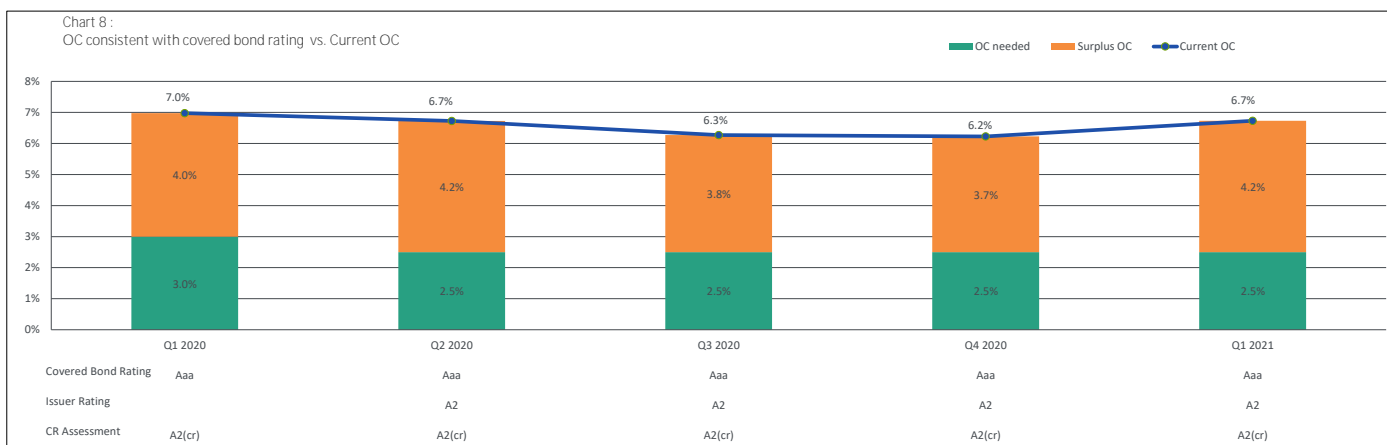
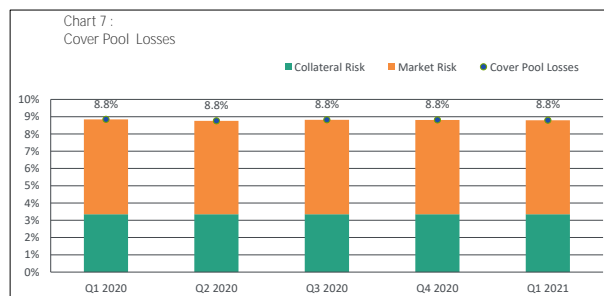
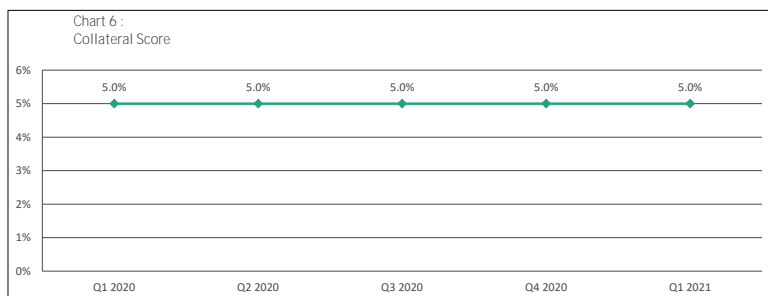
Fixed rate assets in the cover pool:	2.8%
Fixed rate covered bonds outstanding:	66.9%
WAL of outstanding covered bonds:	3.6 years
WAL of the cover pool:	12.4 years

Swap Arrangements

Interest rate swap(s) in the Cover Pool:	Yes
Intra-group interest rate swap(s) provider(s):	No
Currency swap(s) in the Cover Pool:	Yes
Intra-group currency swap(s) provider(s):	No



VI. Performance Evolution



This publication does not announce a credit rating action. For any credit ratings referenced in this publication, please see the ratings tab on the issuer/entity page on www.moody.com for the most updated credit rating action information and rating history.

(note 5) This assumes no prepayment.

(note 6) Based on principal flows only. Assumptions include no prepayments, principal collections limited to the portion of assets that make up the amount of the liabilities plus committed OC, no further CB issuance and no further assets added to the cover pool.

(note 7) Assumptions include swaps in place in Cover Pool, no prepayment and no further CB issuance.

VII. Cover Pool Information - Residential Assets

Overview

Asset type:	Residential
Asset balance:	210,803,955,213
Average loan balance:	1,521,007
Number of loans:	138,595
Number of borrowers:	135,042
Number of properties:	136,655
WA remaining term (in months):	258
WA seasoning (in months):	43

Details on LTV

WA unindexed LTV: Whole Loan / Senior Loan (*)	62.8% / 59.8%
WA Indexed LTV: Whole Loan / Senior Loan:	54.2% / 51.2%
Valuation type:	Market Value
LTV threshold:	75.0%
Junior ranks:	3.0%
Loans with Prior Ranks:	0.0%

Junior ranks are equal to the delta between unindexed whole loan WA LTV (including internal junior ranks) and unindexed senior loan WA LTV (excluding internal junior ranks).
Unindexed LTV on whole loan basis includes junior ranks at parent bank level. Indexed LTV on senior loan basis as in cover pool.

Specific Loan and Borrower characteristics

Loans with an external guarantee in addition to a mortgage:	0.0%
Interest only Loans / Flex Loans	0.0% / 18.4%
Loans for second homes / Vacation:	1.1%
Buy to let loans / Non owner occupied properties:	0.0%
Limited income verified:	0.0%
Adverse credit characteristics	0.0%

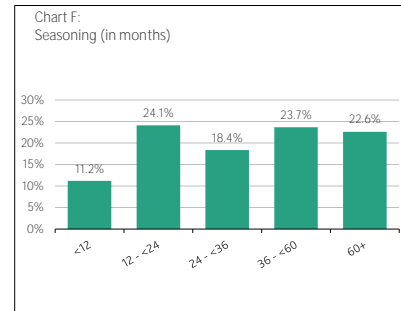
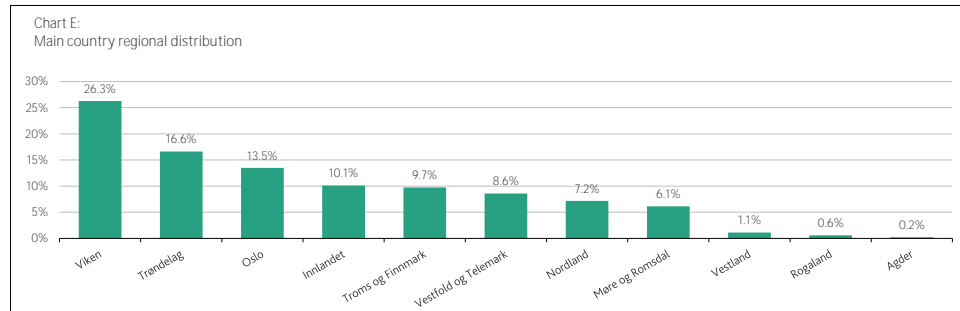
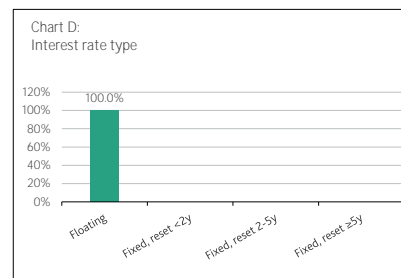
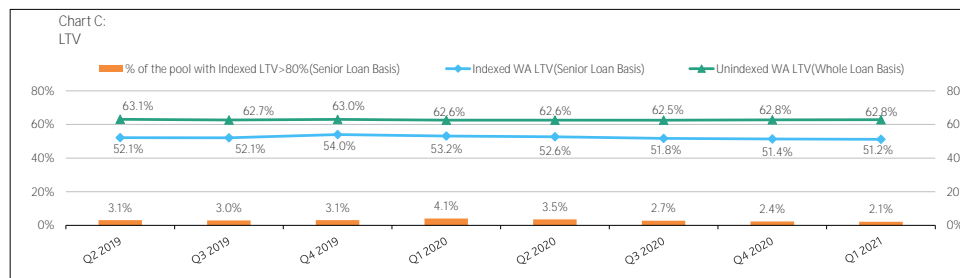
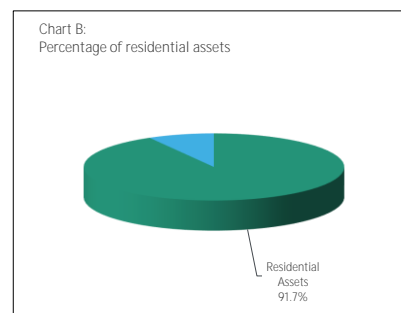
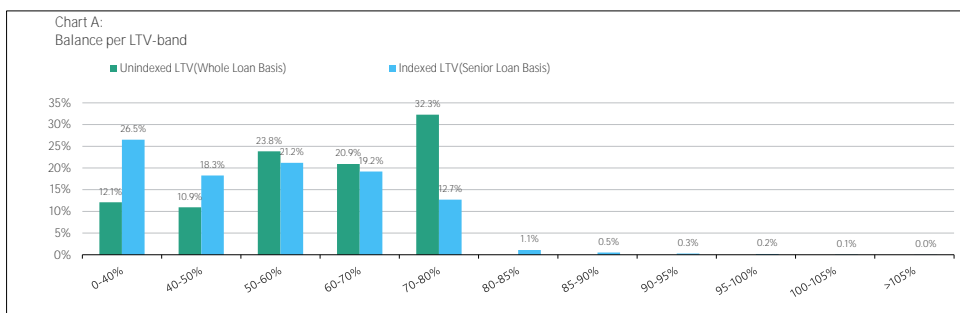
Interest only loans includes loans which currently are in an initial interest only period before they start amortising.
Flexloans have an amortisation profile and can be re-drawn by the customer up to a certain limit.

Performance

Loans in arrears (≥ 2months - < 6months):	0.0%
Loans in arrears (≥ 6months - < 12months):	0.0%
Loans in arrears (≥ 12months):	0.0%
Loans in a foreclosure procedure:	0.0%

Multi-Family Properties

Loans to tenants of tenant-owned Housing Cooperatives:	0.0%
Other type of Multi-Family loans (**)	0.0%



(note *) may be based on property value at time of origination or further advance or borrower refinancing.
(note **) This "other" type refers to loans directly to Housing Cooperatives and to Landlords of Multi-Family properties (not included in Buy to Let).
SpareBank 1 Boligkreditt AS - Mortgage Covered Bonds

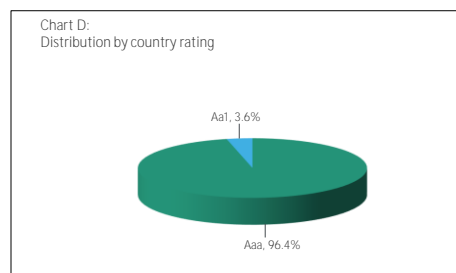
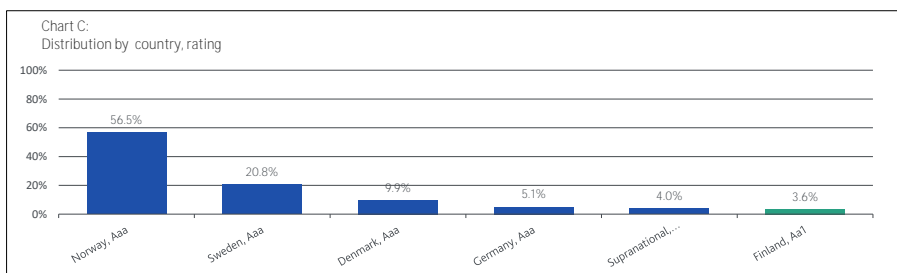
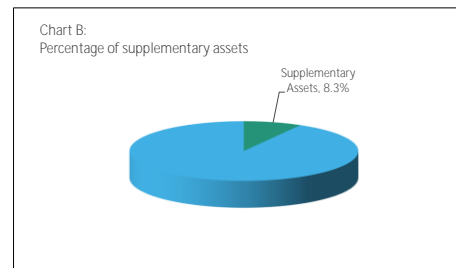
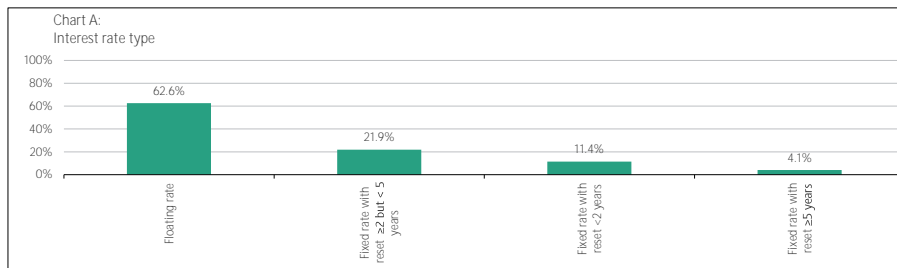
VIII. Cover Pool Information - Supplementary Assets

Overview

Asset type:	Supplementary Assets
Asset balance:	18,959,876,639
WA remaining Term (in months):	38
Number of assets:	90
Number of borrowers:	89
Average assets size:	210,665,296
Average exposure to borrowers:	213,032,322

Specific Loan and Borrower characteristics

Repo eligible assets:	93.4%
Percentage of fixed rate assets:	37.4%
Percentage of bullet assets:	100.0%
Assets in non-domestic currency:	31.4%
Performance	
Assets in arrears (≥ 2months - < 6months):	0.0%
Assets in arrears (≥ 6months - < 12months):	0.0%
Assets in arrears (> 12months):	0.0%
Assets in a enforcement procedure:	0.0%



IX. Swap Information

Counterparty	Type	Notional Amount	Collateral trigger	Replacement Trigger
Information not disclosed by Issuer				

X. Liabilities Information: Last 50 Issuances

ISIN	Series Number	Currency	Outstanding Amount	Issuance Date	Expected Maturity	Legal Final Maturity	Interest Rate Type	Coupon	Principal Payment
NO0010935380	NOK Series 2/2021	NOK	1,000,000,000	19/02/2021	19/02/2031	19/02/2032	Fixed rate	1.730%	SOFT BULLET
NO0010917487	NOK Series 1/2021	NOK	8,000,000,000	19/01/2021	19/01/2026	19/01/2027	Floating rate	3 month NIBOR + 75 bps	SOFT BULLET
XS2234568983	EUR Series 4/2020	EUR	1,000,000,000	22/09/2020	22/09/2027	21/09/2028	Fixed rate	0.010%	SOFT BULLET
XS2182121157	SEK Series 3/2020	SEK	8,500,000,000	02/06/2020	02/06/2025	02/06/2026	Floating rate	3 month STIBOR + 75 bps	SOFT BULLET
NO0010877848	NOK Series 2/2020	NOK	2,700,000,000	24/03/2020	24/03/2022	24/03/2023	Floating rate	3 month NIBOR + 27 bps	SOFT BULLET
NO0010875164	NOK Series 1/2020	NOK	12,120,000,000	17/02/2020	17/02/2025	17/02/2026	Floating rate	3 month NIBOR + 25 bps	SOFT BULLET
XS2076139166	EUR Series 5/2019	EUR	1,000,000,000	05/11/2019	05/11/2029	05/11/2030	Fixed rate	0.125%	SOFT BULLET
NO0010866791	NOK Series 4/2019	NOK	1,500,000,000	23/10/2019	23/10/2029	23/10/2030	Fixed rate	2.100%	SOFT BULLET
NO0010860745	NOK Series 3/2019	NOK	12,200,000,000	20/08/2019	15/05/2024	15/05/2025	Floating rate	3 month NIBOR + 24 bps	SOFT BULLET
XS1995620967	EUR Series 2/2019	EUR	1,000,000,000	14/05/2019	14/05/2026	14/05/2027	Fixed rate	0.125%	SOFT BULLET
XS1943561883	EUR Series 1/2019	EUR	1,250,000,000	30/01/2019	30/01/2029	30/01/2030	Fixed rate	1.000%	SOFT BULLET
XS1922110009	Private Placement	EUR	25,000,000	14/12/2018	14/12/2038	14/12/2039	Fixed rate	1.490%	SOFT BULLET
NO0010834450	NOK Series 4/2018	NOK	4,700,000,000	17/10/2018	17/10/2028	17/10/2029	Fixed rate	2.450%	SOFT BULLET
XS1839386908	EUR Series 3/2018	EUR	1,000,000,000	19/06/2018	19/06/2023	18/06/2024	Fixed rate	0.375%	SOFT BULLET
XS1808327693	GBP Series 2/2018	GBP	250,000,000	18/04/2018	18/12/2023	17/12/2024	Fixed rate	1.750%	SOFT BULLET
XS1760129608	EUR Series 1/2018	EUR	1,000,000,000	30/01/2018	30/01/2025	30/01/2026	Fixed rate	0.500%	SOFT BULLET
XS1716371049	GBP Series 5/2017	GBP	500,000,000	14/11/2017	14/11/2022	14/11/2023	Floating rate	O/N SONIA + 31.2 bps	SOFT BULLET
NO0010809353	NOK Series 4/2017	NOK	8,500,000,000	01/11/2017	15/06/2023	14/06/2024	Floating rate	3 month NIBOR + 39 bps	SOFT BULLET
XS1637099026	EUR Series 3/2017	EUR	1,000,000,000	26/06/2017	26/06/2024	26/06/2025	Fixed rate	0.375%	SOFT BULLET
XS1555317897	EUR Series 2/2017	EUR	1,000,000,000	25/01/2017	25/01/2022	25/01/2023	Fixed rate	0.050%	SOFT BULLET
XS1551914143	EUR Series 1/2017	EUR	20,000,000	19/01/2017	19/01/2027	19/01/2028	Floating rate	3 month EURIBOR + 100 bps	SOFT BULLET
NO0010778764	NOK Series 8/2016	NOK	1,700,000,000	25/11/2016	25/11/2026	25/11/2027	Fixed rate	2.100%	SOFT BULLET
XS1482554075	EUR Series 7/2016	EUR	1,000,000,000	30/08/2016	30/08/2026	30/08/2027	Fixed rate	0.250%	SOFT BULLET
XS1394910688	EUR Series 6/2016	EUR	30,000,000	12/04/2016	12/01/2026	12/01/2027	Fixed rate	0.720%	SOFT BULLET
NO0010760804	NOK Series 5/2016	NOK	9,500,000,000	08/04/2016	15/06/2022	15/06/2023	Floating rate	3 month NIBOR + 74 bps	SOFT BULLET
NO0010760176	NOK Series 4/2016	NOK	2,550,000,000	22/03/2016	22/06/2028	22/06/2029	Fixed rate	2.380%	SOFT BULLET
XS1377237869	EUR Series 3/2016	EUR	1,000,000,000	09/03/2016	09/03/2023	08/03/2024	Fixed rate	0.375%	SOFT BULLET
XS1373138988	EUR Series 2/2016	EUR	15,000,000	01/03/2016	01/03/2024	01/03/2025	Floating rate	3 month EURIBOR + 60 bps	SOFT BULLET
NO0010756885	NOK Series 1/2016	NOK	2,200,000,000	02/02/2016	15/06/2022	15/06/2023	Fixed rate	1.900%	SOFT BULLET
PPONF615	Private Placement	EUR	50,000,000	07/10/2015	07/10/2027	06/10/2028	Fixed rate	1.280%	SOFT BULLET
XS1285867419	EUR Series 3/2015	EUR	1,000,000,000	04/09/2015	05/09/2022	05/09/2023	Fixed rate	0.750%	SOFT BULLET
NO0010730047	Nok Series 2/2015	NOK	821,000,000	29/01/2015	16/06/2021	16/06/2022	Fixed rate	1.500%	SOFT BULLET
NO0010730005	Nok Series 1/2015	NOK	5,516,000,000	28/01/2015	16/06/2021	16/06/2022	Floating rate	3 month NIBOR + 22 bps	SOFT BULLET
SPABOL EUR 10/28	Private Placement	EUR	20,000,000	31/10/2013	31/10/2028	31/10/2029	Fixed rate	2.590%	SOFT BULLET
SPABOL PP1 10/25	Private Placement	EUR	108,000,000	01/10/2013	01/10/2025	01/10/2026	Fixed rate	2.555%	SOFT BULLET
SPABOL EUR 09/25	Private Placement	EUR	20,000,000	11/09/2013	11/09/2025	11/09/2026	Fixed rate	2.555%	SOFT BULLET
SPABOL EUR 08/24	Private Placement	EUR	152,000,000	20/08/2012	20/08/2024	20/08/2025	Fixed rate	2.385%	SOFT BULLET
NO0010646904	SEK Series 3/2012	SEK	250,000,000	23/05/2012	23/05/2022	23/05/2023	Fixed rate	3.250%	SOFT BULLET
NO0010625460	NOK Series 7/2011	NOK	1,650,000,000	05/10/2011	05/10/2026	05/10/2027	Fixed rate	4.750%	SOFT BULLET
XS0674396782	EUR Series 6/2011	EUR	850,000,000	07/09/2011	07/09/2021	07/09/2022	Fixed rate	3.375%	SOFT BULLET
NO0010622137	NOK Series 4/2011	NOK	3,020,000,000	15/07/2011	15/07/2022	15/07/2023	Fixed rate	5.000%	SOFT BULLET

© 2021 Moody's Corporation, Moody's Investors Service, Inc., Moody's Analytics, Inc. and/or their licensors and affiliates (collectively, "MOODY'S"). All rights reserved.

CREDIT RATINGS ISSUED BY MOODY'S CREDIT RATINGS AFFILIATES ARE THEIR CURRENT OPINIONS OF THE RELATIVE FUTURE CREDIT RISK OF ENTITIES, CREDIT COMMITMENTS, OR DEBT OR DEBT-LIKE SECURITIES, AND MATERIALS, PRODUCTS, SERVICES AND INFORMATION PUBLISHED BY MOODY'S (COLLECTIVELY, "PUBLICATIONS") MAY INCLUDE SUCH CURRENT OPINIONS. MOODY'S DEFINES CREDIT RISK AS THE RISK THAT AN ENTITY MAY NOT MEET ITS CONTRACTUAL FINANCIAL OBLIGATIONS AS THEY COME DUE AND ANY ESTIMATED FINANCIAL LOSS IN THE EVENT OF DEFAULT OR IMPAIRMENT. SEE APPLICABLE MOODY'S RATING SYMBOLS AND DEFINITIONS PUBLICATION FOR INFORMATION ON THE TYPES OF CONTRACTUAL FINANCIAL OBLIGATIONS ADDRESSED BY MOODY'S CREDIT RATINGS. CREDIT RATINGS DO NOT ADDRESS ANY OTHER RISK, INCLUDING BUT NOT LIMITED TO: LIQUIDITY RISK, MARKET VALUE RISK, OR PRICE VOLATILITY. CREDIT RATINGS, NON-CREDIT ASSESSMENTS ("ASSESSMENTS"), AND OTHER OPINIONS INCLUDED IN MOODY'S PUBLICATIONS ARE NOT STATEMENTS OF CURRENT OR HISTORICAL FACT. MOODY'S PUBLICATIONS MAY ALSO INCLUDE QUANTITATIVE MODEL-BASED ESTIMATES OF CREDIT RISK AND RELATED OPINIONS OR COMMENTARY PUBLISHED BY MOODY'S ANALYTICS, INC. AND/OR ITS AFFILIATES. MOODY'S CREDIT RATINGS, ASSESSMENTS, OTHER OPINIONS AND PUBLICATIONS DO NOT CONSTITUTE OR PROVIDE INVESTMENT OR FINANCIAL ADVICE, AND MOODY'S CREDIT RATINGS, ASSESSMENTS, OTHER OPINIONS AND PUBLICATIONS ARE NOT AND DO NOT PROVIDE RECOMMENDATIONS TO PURCHASE, SELL, OR HOLD PARTICULAR SECURITIES. MOODY'S CREDIT RATINGS, ASSESSMENTS, OTHER OPINIONS AND PUBLICATIONS DO NOT COMMENT ON THE SUITABILITY OF AN INVESTMENT FOR ANY PARTICULAR INVESTOR. MOODY'S ISSUES ITS CREDIT RATINGS, ASSESSMENTS AND OTHER OPINIONS AND PUBLISHES ITS PUBLICATIONS WITH THE EXPECTATION AND UNDERSTANDING THAT EACH INVESTOR WILL, WITH DUE CARE, MAKE ITS OWN STUDY AND EVALUATION OF EACH SECURITY THAT IS UNDER CONSIDERATION FOR PURCHASE, HOLDING, OR SALE.

MOODY'S CREDIT RATINGS, ASSESSMENTS, OTHER OPINIONS, AND PUBLICATIONS ARE NOT INTENDED FOR USE BY RETAIL INVESTORS AND IT WOULD BE RECKLESS AND INAPPROPRIATE FOR RETAIL INVESTORS TO USE MOODY'S CREDIT RATINGS, ASSESSMENTS, OTHER OPINIONS OR PUBLICATIONS WHEN MAKING AN INVESTMENT DECISION. IF IN DOUBT YOU SHOULD CONTACT YOUR FINANCIAL OR OTHER PROFESSIONAL ADVISER.

ALL INFORMATION CONTAINED HEREIN IS PROTECTED BY LAW, INCLUDING BUT NOT LIMITED TO, COPYRIGHT LAW, AND NONE OF SUCH INFORMATION MAY BE COPIED OR OTHERWISE REPRODUCED, REPACKAGED, FURTHER TRANSMITTED, TRANSFERRED, DISSEMINATED, REDISTRIBUTED OR RESOLD, OR STORED FOR SUBSEQUENT USE FOR ANY SUCH PURPOSE, IN WHOLE OR IN PART, IN ANY FORM OR MANNER OR BY ANY MEANS WHATSOEVER, BY ANY PERSON WITHOUT MOODY'S PRIOR WRITTEN CONSENT.

MOODY'S CREDIT RATINGS, ASSESSMENTS, OTHER OPINIONS AND PUBLICATIONS ARE NOT INTENDED FOR USE BY ANY PERSON AS A BENCHMARK AS THAT TERM IS DEFINED FOR REGULATORY PURPOSES AND MUST NOT BE USED IN ANY WAY THAT COULD RESULT IN THEM BEING CONSIDERED A BENCHMARK.

All information contained herein is obtained by MOODY'S from sources believed by it to be accurate and reliable. Because of the possibility of human or mechanical error as well as other factors, however, all information contained herein is provided "AS IS" without warranty of any kind. MOODY'S adopts all necessary measures so that the information it uses in assigning a credit rating is of sufficient quality and from sources MOODY'S considers to be reliable including, when appropriate, independent third-party sources. However, MOODY'S is not an auditor and cannot in every instance independently verify or validate information received in the rating process or in preparing its Publications.

To the extent permitted by law, MOODY'S and its directors, officers, employees, agents, representatives, licensors and suppliers disclaim liability to any person or entity for any indirect, special, consequential, or incidental losses or damages whatsoever arising from or in connection with the information contained herein or the use of or inability to use any such information, even if MOODY'S or any of its directors, officers, employees, agents, representatives, licensors or suppliers is advised in advance of the possibility of such losses or damages, including but not limited to: (a) any loss of present or prospective profits or (b) any loss or damage arising where the relevant financial instrument is not the subject of a particular credit rating assigned by MOODY'S.

To the extent permitted by law, MOODY'S and its directors, officers, employees, agents, representatives, licensors and suppliers disclaim liability for any direct or compensatory losses or damages caused to any person or entity, including but not limited to by any negligence (but excluding fraud, willful misconduct or any other type of liability that, for the avoidance of doubt, by law cannot be excluded) on the part of, or any contingency within or beyond the control of, MOODY'S or any of its directors, officers, employees, agents, representatives, licensors or suppliers, arising from or in connection with the information contained herein or the use of or inability to use any such information.

NO WARRANTY, EXPRESS OR IMPLIED, AS TO THE ACCURACY, TIMELINESS, COMPLETENESS, MERCHANTABILITY OR FITNESS FOR ANY PARTICULAR PURPOSE OF ANY CREDIT RATING, ASSESSMENT, OTHER OPINION OR INFORMATION IS GIVEN OR MADE BY MOODY'S IN ANY FORM OR MANNER WHATSOEVER.

Moody's Investors Service, Inc., a wholly-owned credit rating agency subsidiary of Moody's Corporation ("MCO"), hereby discloses that most issuers of debt securities (including corporate and municipal bonds, debentures, notes and commercial paper) and preferred stock rated by Moody's Investors Service, Inc. have, prior to assignment of any credit rating, agreed to pay to Moody's Investors Service, Inc. for credit ratings opinions and services rendered by it fees ranging from \$1,000 to approximately \$5,000,000. MCO and Moody's Investors Service also maintain policies and procedures to address the independence of Moody's Investors Service credit ratings and credit rating processes. Information regarding certain affiliations that may exist between directors of MCO and rated entities, and between entities who hold credit ratings from Moody's Investors Service and have also publicly reported to the SEC an ownership interest in MCO of more than 5%, is posted annually at www.moody's.com under the heading "Investor Relations — Corporate Governance — Director and Shareholder Affiliation Policy."

Additional terms for Australia only: Any publication into Australia of this document is pursuant to the Australian Financial Services License of MOODY'S affiliate, Moody's Investors Service Pty Limited ABN 61 003 399 657AFSL 336969 and/or Moody's Analytics Australia Pty Ltd ABN 94 105 136 972 AFSL 383569 (as applicable). This document is intended to be provided only to "wholesale clients" within the meaning of section 761G of the Corporations Act 2001. By continuing to access this document from within Australia, you represent to MOODY'S that you are, or are accessing the document as a representative of, a "wholesale client" and that neither you nor the entity you represent will directly or indirectly disseminate this document or its contents to "retail clients" within the meaning of section 761G of the Corporations Act 2001. MOODY'S credit rating is an opinion as to the creditworthiness of a debt obligation of the issuer, not on the equity securities of the issuer or any form of security that is available to retail investors.

Additional terms for Japan only: Moody's Japan K.K. ("MJKK") is a wholly-owned credit rating agency subsidiary of Moody's Group Japan G.K., which is wholly-owned by Moody's Overseas Holdings Inc., a wholly-owned subsidiary of MCO. Moody's SF Japan K.K. ("MSFJ") is a wholly-owned credit rating agency subsidiary of MJKK. MSFJ is not a Nationally Recognized Statistical Rating Organization ("NRSRO"). Therefore, credit ratings assigned by MSFJ are Non-NRSRO Credit Ratings. Non-NRSRO Credit Ratings are assigned by an entity that is not a NRSRO and, consequently, the rated obligation will not qualify for certain types of treatment under U.S. laws. MJKK and MSFJ are credit rating agencies registered with the Japan Financial Services Agency and their registration numbers are FSA Commissioner (Ratings) No. 2 and 3 respectively.

MJKK or MSFJ (as applicable) hereby disclose that most issuers of debt securities (including corporate and municipal bonds, debentures, notes and commercial paper) and preferred stock rated by MJKK or MSFJ (as applicable) have, prior to assignment of any credit rating, agreed to pay to MJKK or MSFJ (as applicable) for credit ratings opinions and services rendered by it fees ranging from JPY125,000 to approximately JPY550,000,000.

MJKK and MSFJ also maintain policies and procedures to address Japanese regulatory requirements.