

Concur Invoice with
integrated virtual payment
Powered by **Conferma Pay**

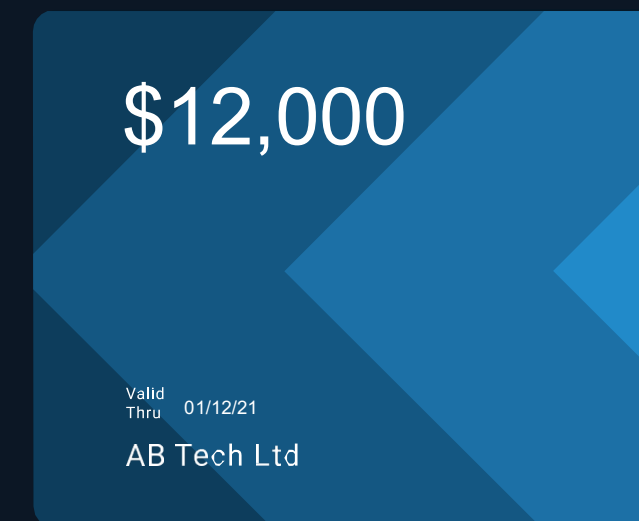
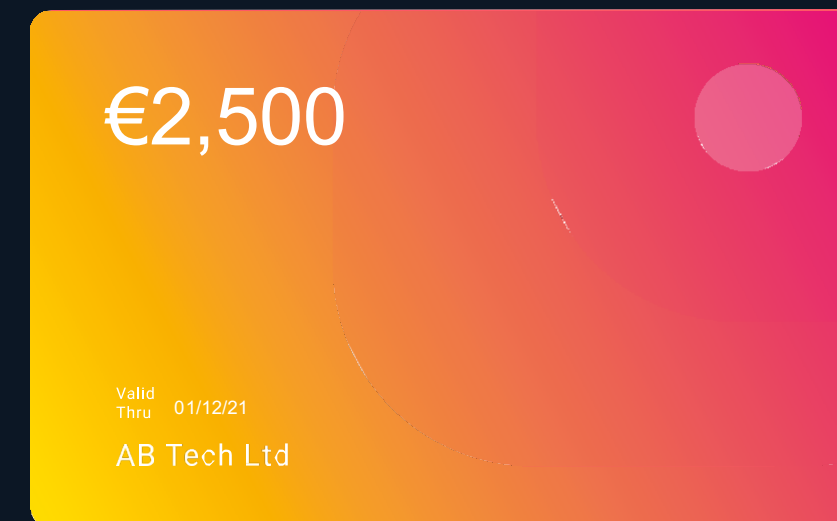
Pay supplier invoices digitally through your preferred issuer

Leveraging integrated virtual payment



Concur Invoice with
integrated virtual payment
Powered by **Conferma Pay**

Leverage integrated virtual payment



Why

Today, businesses struggle to onboard new suppliers quickly and do not have the tools to control payments made by colleagues working from home.

What

The new integration of Conferma Pay with Concur® Invoice helps to solve these challenges by allowing businesses to pay suppliers using virtual cards, rather than legacy checks or bank transfers.

How

When a business receives an invoice from a supplier, there's no need to follow a cumbersome payment approval process.

Instead, a virtual card is generated against that invoice for a specific amount within Concur Invoice, and pre-authorised payment details are securely provided to the supplier for processing. The virtual payment is automatically reconciled against the invoice, reducing manual work for finance teams.

In the News

Conferma Pay expands role as an SAP Concur partner to help companies control B2B spend with virtual payments

“Building on our successful SAP Concur partnership for virtual payments in travel, we are expanding to also bring this capability for B2B payments integrated with Concur Invoice. Businesses using SAP Concur solutions can now use virtual cards to pay in a much wider range of scenarios, which increases automation, reduces fraud risk, and helps to better control spend.”

Paul Raymond, Director Strategic Relationships, Conferma Pay

Read press release <https://www.concur.com/newsroom/article/conferma-pay-integration>

Concur Invoice with
integrated virtual payment
Powered by **Conferma Pay**

Leverage integrated virtual payment

Enabling the use of virtual cards for Accounts Payable (AP) with controls on spend amounts, validity period and merchants means:

Greater flexibility

Leverage instantly generated virtual cards to complement or remove physical payment.

More control

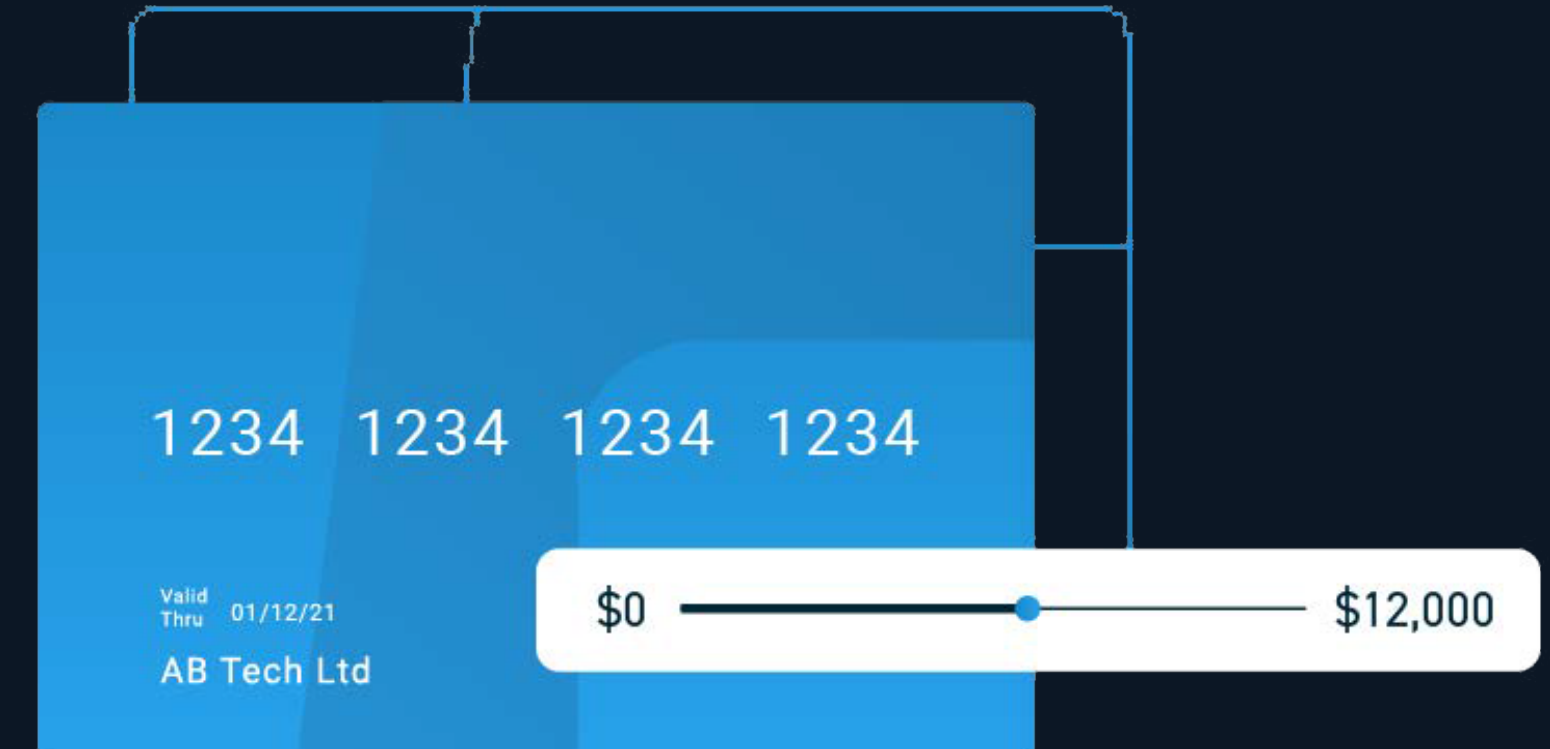
Add configurable payment controls and authorisation rules for quicker payment processing.

Higher security

Enhance control and authorization rules to prevent fraudulent transactions and misuse.

Better data

See enriched data in a single place and automate manual processes for better reconciliation.



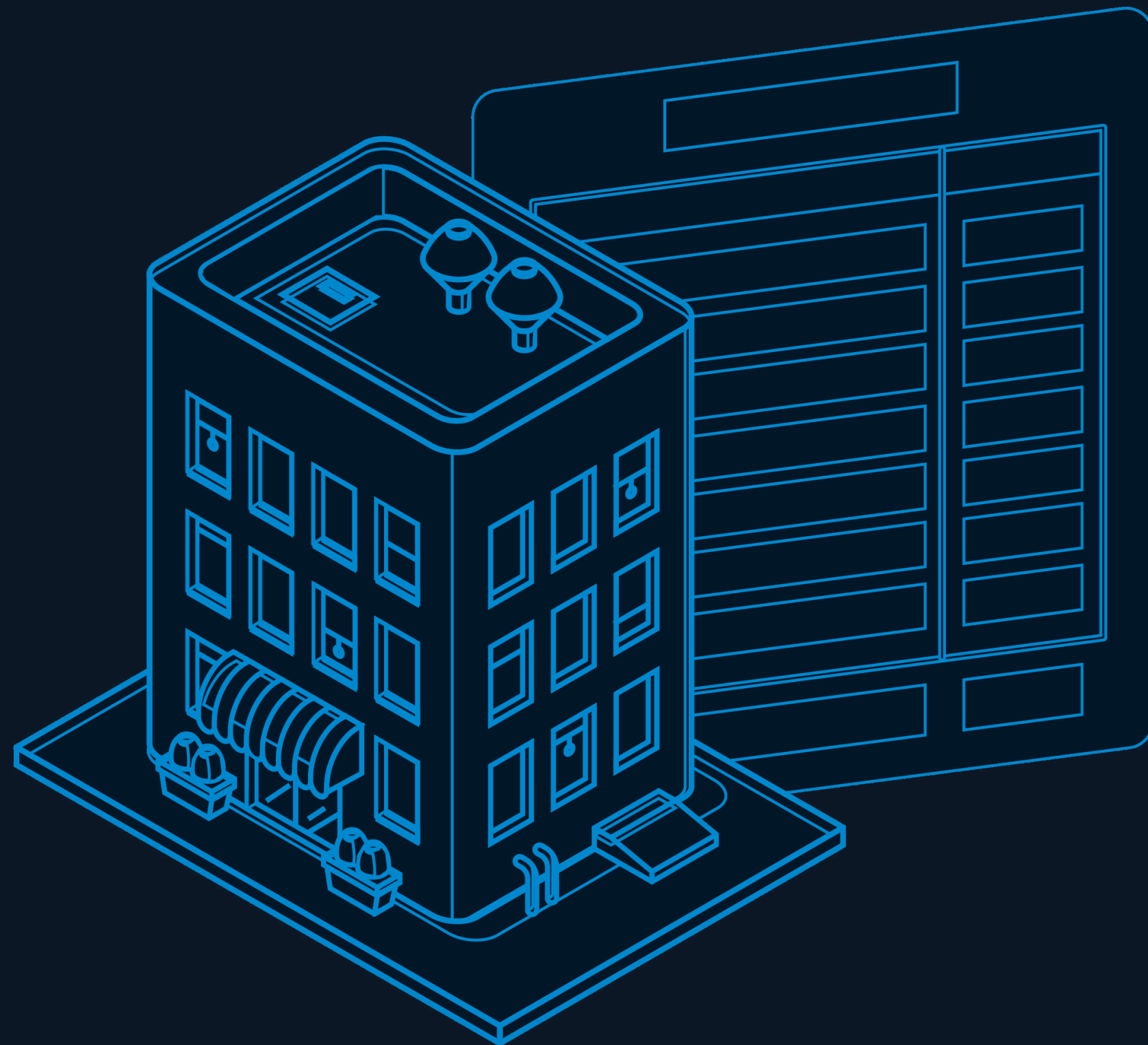
Concur Invoice with
integrated virtual payment
Powered by Conferma Pay

How it works in 5 steps

Optimal experience and simplicity:

1. Receive invoices digitally, and route for approval
2. Set payment controls on spend limits, merchants and dates
3. Virtual cards created in real-time
4. Communicated securely to suppliers for processing
5. Transactions and invoice data matched automatically

Concur Invoice with
integrated virtual payment
Powered by Conferma Pay



Why **businesses** love it

Optimised payment experience

Integrated

Virtual payment integration with Concur Invoice

Controlled

Advanced payment controls on spend limits, merchants and dates

Enhanced reporting

Enhanced reporting by linking transactions with invoice data

Working capital

Ability to increase Days Payable Outstanding (DPO) while reducing Days Sales Outstanding (DSO)

Capture more spend

Maximized card spend capture for increased commercial card incentives

Concur Invoice with
integrated virtual payment
Powered by Conferma Pay

Why **banks** love it

Enhancing the payment experience

Speed to market

Digital innovation without the development cost

Increase spend & customer retention

Capture additional card spend and optimize clients' payment experience

Integrated with SAP Concur solutions

World class innovative fintech solution

Security

Increased payment security and fraud prevention

Enhanced reporting

Linking transactions with invoice data offers advanced visibility



Process flow overview

Key roles and stages explained:

1. The invoice is captured in Concur Invoice and routed for approval
2. Conferma Pay extracts the approved invoices every hour and presents them to the corporate buyer to review and or make payment
3. Payment status updates become available
4. Conferma Pay sends payment communication to the Supplier or Acquirer
5. Supplier or Acquirer charges virtual card
6. Issuer sends Conferma Pay a feed of settled virtual card transaction data
7. Conferma Pay matches invoice and settlement data received in steps 2 and 6 and produces a consolidated output file to Concur Invoice
8. The issuer sends a statement to the corporate at the end of the billing cycle



Concur Invoice with
integrated virtual payment
Powered by Conferma Pay

Activation

What businesses need to do to activate the integration:

New to Conferma Pay

1. Apply for a virtual card account

Apply for a virtual card account with your preferred issuer.

2. Contact your SAP Concur rep

Notify your SAP Concur rep that you would like to setup virtual payments from Conferma Pay within Concur Invoice for your supplier payments.

3. Issuer sets up and submits virtual card account(s) details to Conferma Pay

Once your issuer has completed the virtual card account setup they will securely upload these details to Conferma Pay. Conferma Pay performs virtual card account set up, quality assurance and testing.

4. Conferma Pay and SAP Concur activate your account

Conferma Pay links the account received from your issuer. We notify your issuer that the virtual card account build is complete and ready to use. You are provided with access to applicable Conferma Pay tools: Conferma Pay Online, Conferma Pay Snap.

Already using Conferma Pay

1. Contact your issuer

Confirm with your issuer that you would like to add Conferma Pay virtual payment to your existing Concur Invoice agreement. The issuer will instruct Conferma Pay to activate your account for Concur Invoice.

2. Contact your SAP Concur rep

Notify your SAP Concur rep that you would like to add Conferma Pay virtual payments to Concur Invoice for your supplier payments.

3. Conferma Pay and SAP Concur activate your account

Conferma and Concur Invoice activate your account. Once activated, you will then be able to complete supplier payments using Conferma Pay virtual cards.

Learn more

confermapay.com/sales