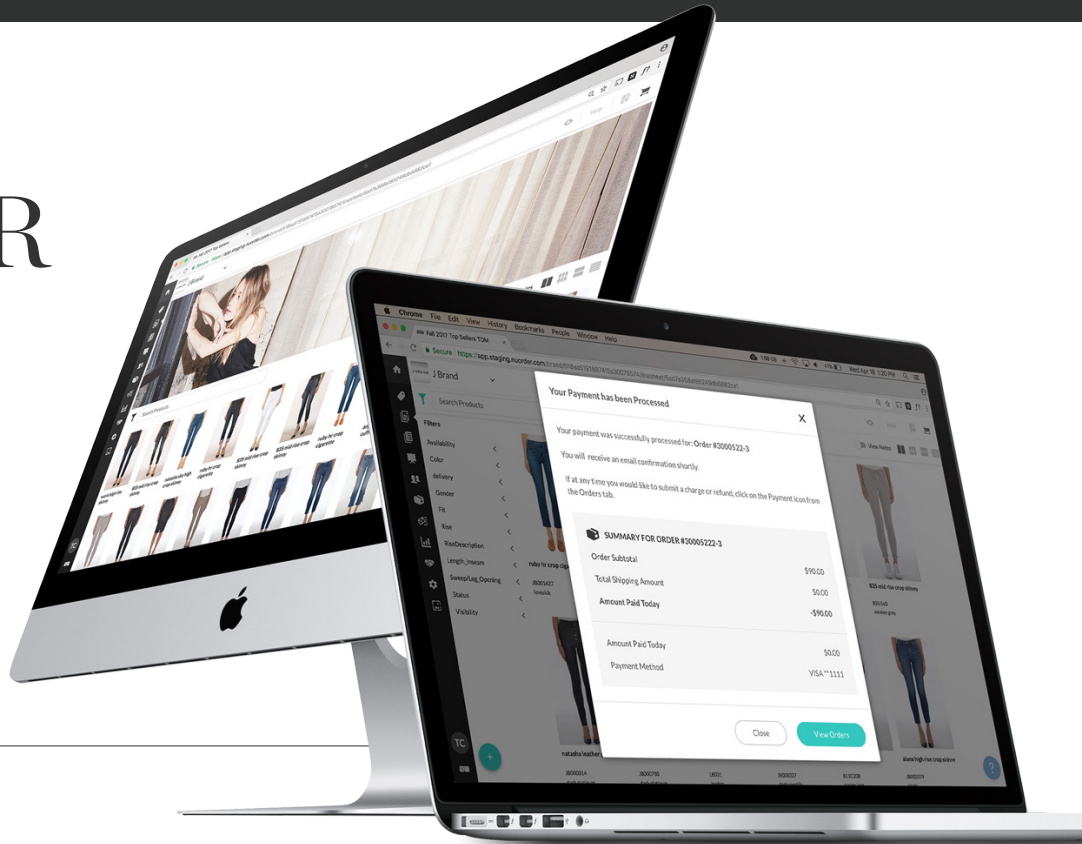


# NuORDER Payments

One provider to manage your processor, gateway, and settlement needs at highly competitive rates designed just for you.



## What to Know About Your Recommended Configuration



### Give Everyone the Option to Provide Credit Card Details on Order Submission

This information gets saved securely in the buyer's profile, and allows you to charge them at your convenience. The Request Payment feature lets you prompt buyers to complete their payment, if a Credit Card was not supplied.



### All Your Buyers and Brand Users Can Utilize Credit Card Features

Cut down on time spent chasing buyers for payment information by providing the option to link a card on order submission.



### Easily Add Shipping Charges to the Order

Once you're ready to ship, add the necessary shipping charges to an order and capture payment in a single transaction.



### Access to Reporting on All Your Transactions

We provide dashboards, reports, and monthly statements that help you see your success, and make it clear how to reconcile your cash flow.











### Operate with the Highest Level of Security

NuORDER Payments is dedicated to making sure your information and transactions are secure: fully PCI compliant, 3rd party vaulting for card storage, and PSD2-ready for global compliance as you expand.

# Advanced Configurations to Consider

[View all advanced configuration articles](#), or click on the links to individual topics below.

Connect with your account manager for more information.

<p> <a href="#">Always Get Payment Details on All Your Buyer's Orders</a></p>	<p>Require a credit card from your buyer with every order.</p>
<p> <a href="#">Separate Checkout for Terms Customers</a></p>	<p>Allow credit card features to certain customers only.</p>
<p> <a href="#">Automatic Transactions</a></p>	<p>You can require an authorization and/or capture of payment on order submit.</p>
<p> <a href="#">Shipping Carrier Integration</a></p>	<p>Connect with your FedEx, UPS and USPS stamps.com accounts to include shipping amounts during order submission.</p>
<p> <a href="#">Flat Rate Shipping Tiers</a></p>	<p>Include rule-based shipping fees during order submission.</p>
<p> <a href="#">Have Buyers Cover their CC Processing Fees</a></p>	<p>Add surcharges to pass credit card processing fees onto your buyers.</p>
<p> <a href="#">Customize CC permissions</a></p>	<p>Grant and restrict team members' ability to charge, refund, or access reports.</p>
<p> <a href="#">Only Allow Full Amount Transactions</a></p>	<p>Save time by pre-filling the amount to charge with the full order total on all orders.</p>

## Resource Links

[Payments University Course](#)

[Payments Help Desk](#)

[How to Add Shipping Charges](#)

[How to Initiate a Refund](#)

[Requesting a Payment](#)

[Payments FAQs](#)

[Understanding Payment Settlement Dates](#)

[Viewing Your Daily Deposited Transactions](#)

[Reviewing Your Monthly Statement](#)