

Hello! Thank you for participating in **the DEEP LEARNING – Hands-On Workshop**.

To participate in the session, we will be using MATLAB ONLINE. MATLAB ONLINE is a browser-based application that allows users to use MATLAB from any browser. This is a free service, given as part of any MathWorks Account. If you are a student, maybe your campus also has a Campus-Wide License, simply sign up using your university email address.

STEPS TO FOLLOW:

1. [Create Mathworks Account](#)
 2. [Create Trial License](#)
-

1. Create Mathworks account

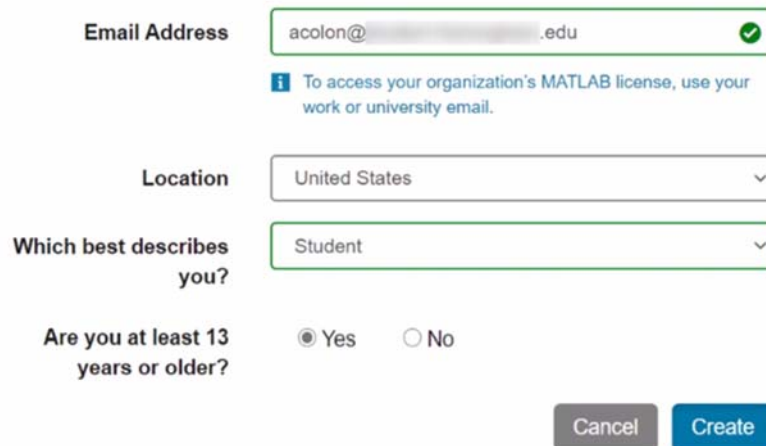
Reference: <https://www.mathworks.com/matlabcentral/answers/361072-how-do-i-create-a-mathworks-account>

- a. Go to [MathWorks Account Creation page](#) -> Click Create One.

The image shows the MathWorks account creation page. At the top is the MathWorks logo. Below it is a text input field labeled "Email". Under the email field, there is a link that says "No account? Create one!" which is circled in red. Below this link is a smaller line of text: "By signing in you agree to our privacy policy." At the bottom right of the form is a blue button labeled "Next".

- b. Provide the required information as below -> Click Create

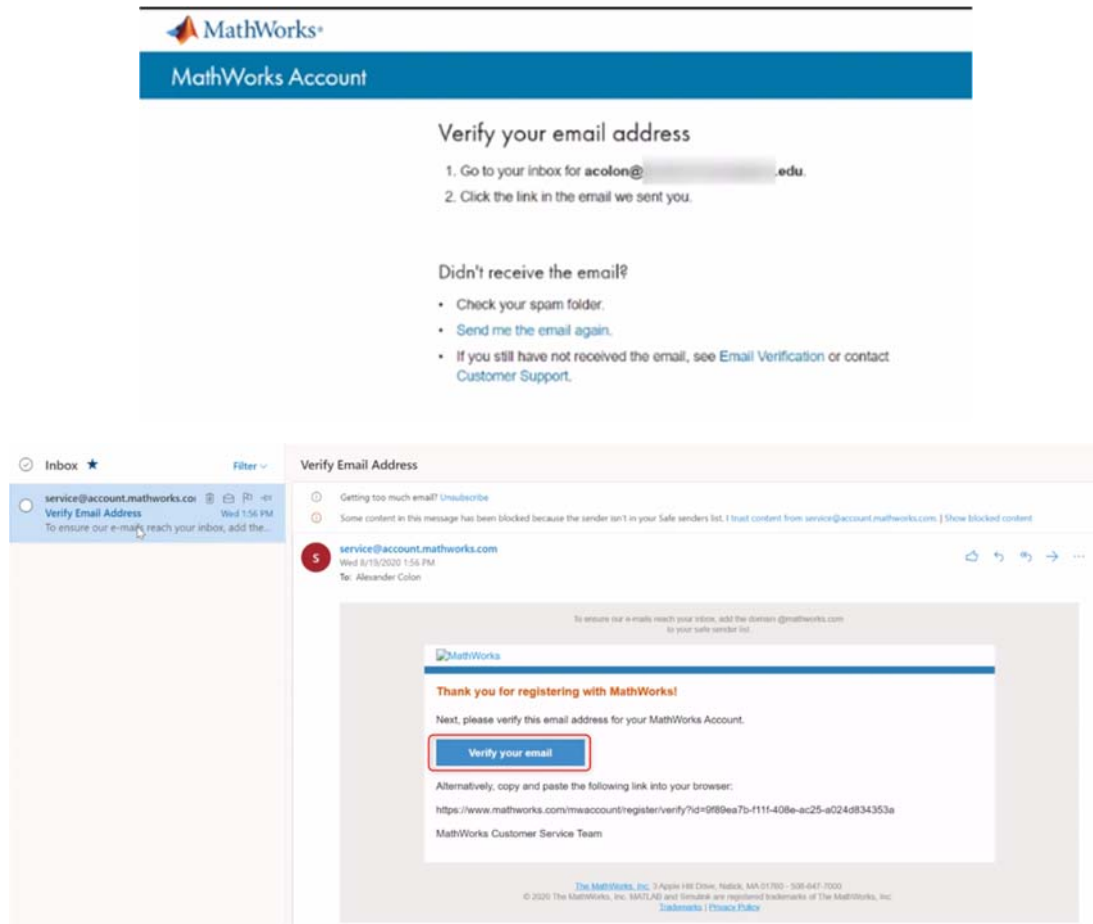
Create MathWorks Account

The image shows the "Create MathWorks Account" form. It has the following fields and options:

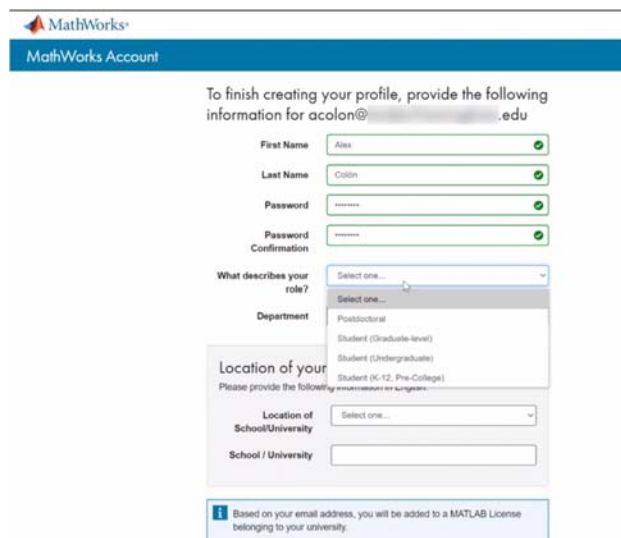
- Email Address:** A text input field containing "acolon@...edu" with a green checkmark icon on the right.
- Location:** A dropdown menu showing "United States".
- Which best describes you?:** A dropdown menu showing "Student".
- Are you at least 13 years or older?:** Radio buttons for "Yes" (selected) and "No".
- Buttons:** "Cancel" and "Create" buttons at the bottom right.

Below the Email Address field, there is a blue information icon and text: "To access your organization's MATLAB license, use your work or university email."

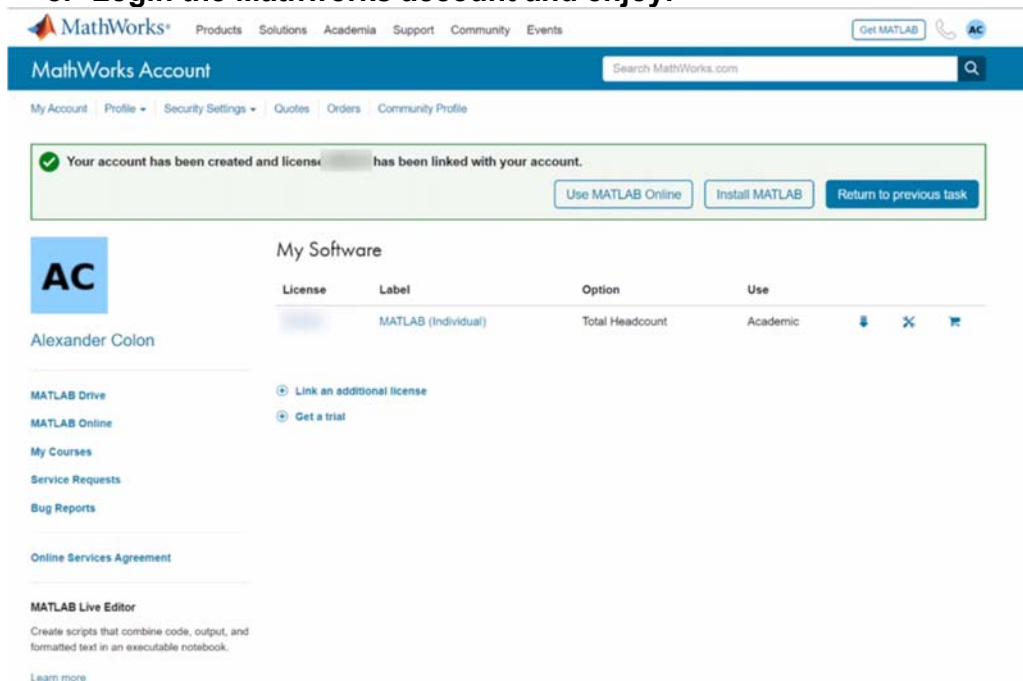
- c. Click verify your email. Please do check inbox/junk mail if the email is not exit or check with IT Department whether the Mathworks' domain is block.



- d. Finish creating your profile with your name and password. If you are using your personal account or company email, it is not required to fill in the School and University information.

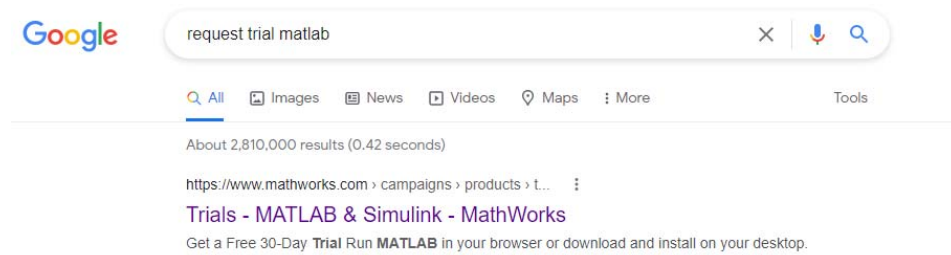


- e. Login the Mathworks account and enjoy.



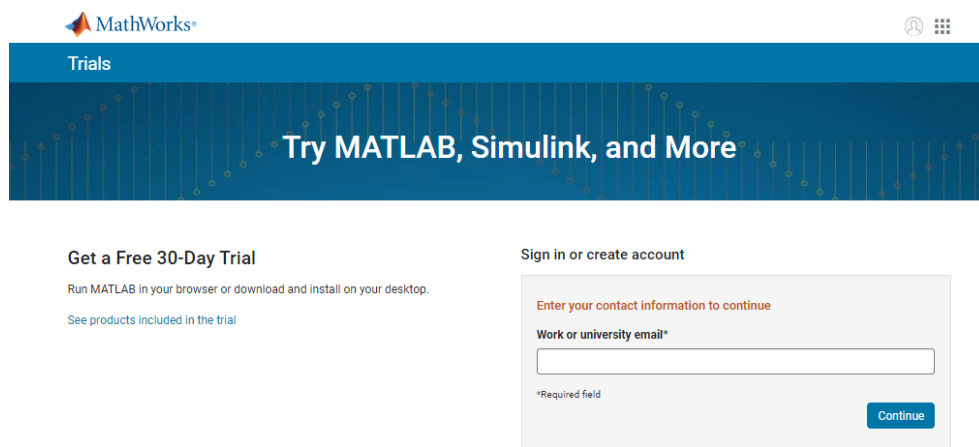
2. Create Trial License

a. Browse/Search Request Trial MATLAB

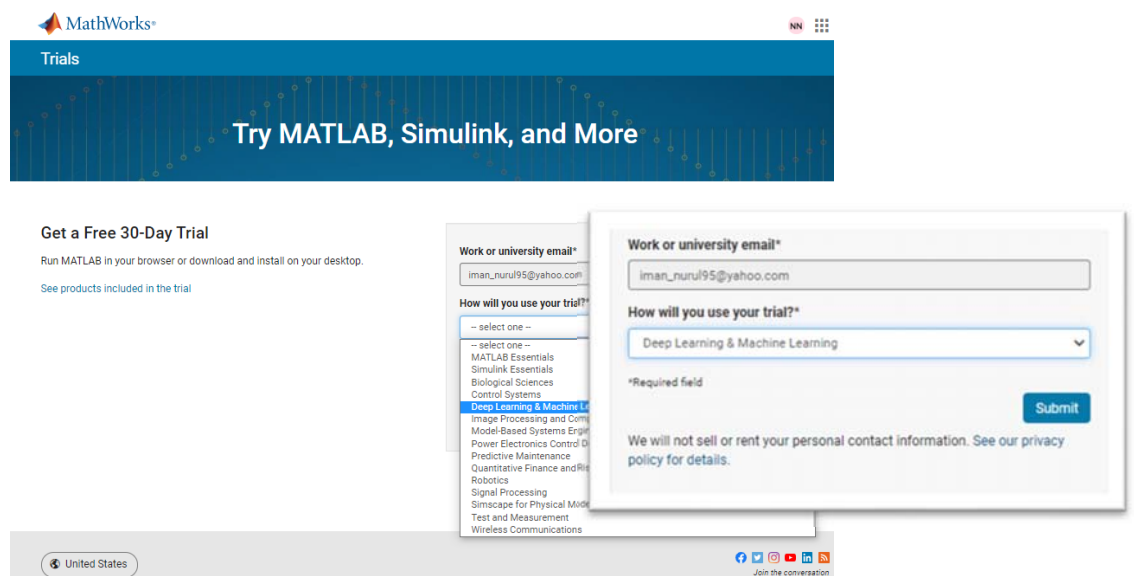


b. Sign In details as below info. The page will prompt you to sign in if you are not yet logged in to your account.

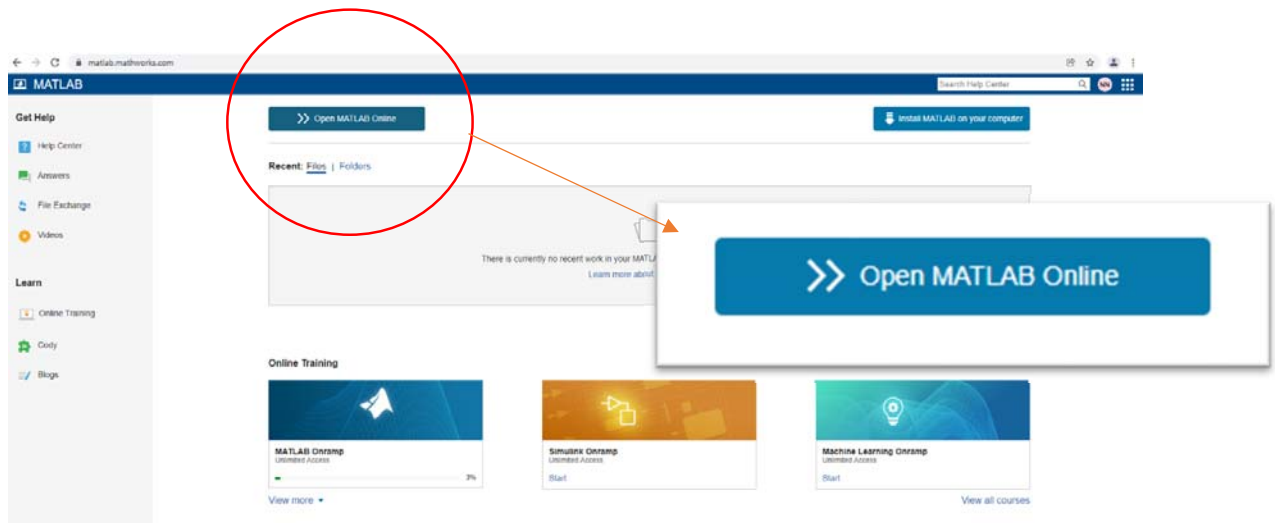
<https://uk.mathworks.com/campaigns/products/trials.html>



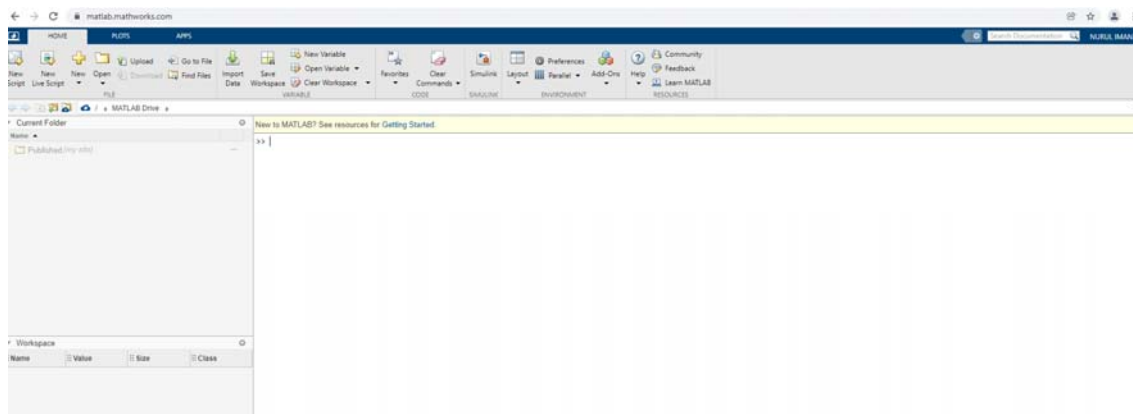
c. Sign In details as below info. Choose Your Trial > Deep Learning & Machine Learning.



- d. Once the page is prompt, click “Open MATLAB Online to begin. OR can sign in with your MW account for this access : [MathWorks Account Sign In](#)



- e. Now you can start working with MATLAB Online. For Drive Online you can access too via this link <https://drive.matlab.com/login> . This is enabled you to access the related workshop material during the session.



-End Page-