

THE SOURCE FOR FENCE PROFESSIONALS



**MASTER  
HALCO®**



**CREDIT** - To establish credit account, Customer must contact their local branch of Master Halco for further details.

**PAYMENT** - For qualified customers, terms of payment are 0.5% 15 days, net 30 days unless otherwise indicated on the face of this document. Cash, COD and credit card transactions are not eligible for payment discounts. Sales on credit and payment discounts will not be allowed when account reflects a past due balance or payment has not been made in accordance with Terms of Sale. Unearned payment discounts will be charged back on regular invoices.

**MINIMUM ORDER** - A \$5.00 handling charge will be added to orders totaling less than \$25.00.

**SERVICE CHARGE** - All past due balances are subject to service charge of 1 ½ % per month (18% annual), or the maximum permitted by law, whichever is less. Should an action be brought to collect any balances past due or other terms hereof, the prevailing party shall be entitled to recover court costs and reasonable lawyer's costs.

**RETURNED CHEQUES** - For cheques returned due to insufficient funds a \$30.00 charge for the maximum charge permitted by law will be assessed for each cheque returned. If payment discount is applicable on the transaction, this discount will be disallowed and charged back on a separate invoice.

**WARRANTY POLICY** - Supplier warrants that materials sold hereunder are free from defects in material and workmanship and conform to the product description on the face hereof. Certain materials are covered by additional written limited warranties which provide warranty coverage for a specific duration of time and which are incorporated herein. Copies of these additional written limited warranties are available upon request at all Supplier offices.

THERE ARE NO WARRANTIES OR CONDITIONS, INCLUDING BUT NOT LIMITED TO WARRANTIES OR CONDITIONS OF MERCHANTABILITY OR FITNESS FOR PARTICULAR PURPOSE, EXPRESS OR IMPLIED, BEYOND THE TERMS OF THIS EXPRESS WARRANTY AND THE WRITTEN LIMITED WARRANTIES AND CONDITIONS APPLICABLE TO CERTAIN MATERIALS INCORPORATED HEREIN. SUPPLIER DOES NOT AUTHORIZE ANY OTHER PERSON OR AGENT TO ASSUME FOR SUPPLIER ANY OTHER LIABILITY OR OBLIGATION IN CONNECTION WITH MATERIALS SOLD. CUSTOMER'S EXCLUSIVE REMEDY IN RESPECT OF NON-CONFORMING MATERIALS OR FOR DELAY OR NON DELIVERY FOR WHICH SUPPLIER IS RESPONSIBLE, SHALL BE LIMITED TO THE RETURN OF SAID MATERIALS AND THE REPAYMENT OF THE PURCHASE PRICE PAID BY THE BUYER; OR IN THE CASE OF NON-CONFORMING MATERIALS, AT THE OPTION OF SUPPLIER, THE REPAIR OR REPLACEMENT OF SUCH MATERIALS OR COMPONENTS THEREOF. IN NO EVENT SHALL SUPPLIER BE LIABLE FOR ANY CONSEQUENTIAL DAMAGES, INCLUDING BUT NOT LIMITED TO LOSS OF PROFITS OR ECONOMIC LOSS, REPLACEMENT COSTS, HANDLING INSTALLATION OR LABOR IN MAKING SUCH REPLACEMENT OR REPAIR, OR ANY OTHER SPECIAL OR INDIRECT LOSS, OR FOR INCIDENTAL DAMAGES, INCLUDING BUT NOT LIMITED TO EXPENSES INCURRED IN INSPECTION, RECEIPT, TRANSPORTATION, STORAGE, CARE OR CUSTODY OR EXPENSES INCURRED IN CONNECTION WITH EFFECTING COVER.

This warranty is subject to the following terms and conditions:

- a. Damage from abnormal or improper use, accident, alteration, neglect, abuse, improper service or installation, or damage caused by flood, fire or act of God is not covered by warranty.
- b. This warranty is applicable only to the initial purchaser and is non-transferable.

**MISCELLANEOUS CHARGES** - Prior authorization must be obtained before return of materials sold hereunder. A 15% handling charge will be assessed on all materials sold hereunder and returned for Customer convenience. A minimum order charge, and other handling charges apply to transactions if separately itemized on the face of this document.

**INSPECTION AND CLAIMS** - Customer shall inspect all materials for shortage, damage, or non-conformity immediately upon receipt. All claims must be submitted by Customer in writing within three (3) days of receipt of materials. Materials are sold F.O.B. Supplier's warehouse of origin. In cases where materials are transported by common carrier, title and risk of loss is transferred when material is tendered to the common carrier. Claims for shortage or damaged materials must be made by Customer directly to the common carrier.

**QUOTATIONS** - Quotations are based on the Customer's list of materials. When plans are submitted, Supplier shall assist, but does not assume any responsibility for Customer's list of materials. Customer assumes all responsibility for the accuracy, acceptance and compliance with any plans or specifications for all materials sold hereunder, and Supplier assumes no responsibility for same. Materials sold by Supplier are not sold to any standard specification or origin unless reference to such standard specification is reflected on the face of this document. Valid quotations must be obtained in writing, and are subject to availability and change in price unless such written quotation states otherwise. Verbal quotations will not be honored.

**LIMITATION OF LIABILITY** - In no event shall Supplier be liable for any damages with respect to, arising out of, or in connection with, the materials sold hereunder in excess of the price for such materials stipulated on the face of this document, irrespective of whether such damages are based on breach of contract, strict liability or otherwise.

**ENTIRE AGREEMENT** - This Sales Confirmation and Invoice and Terms of Sale, together with any written credit agreement(s), are the entire agreement of the parties with respect to this transaction.

**GOVERNING LAW** - These Terms of Sale shall be interpreted and construed in accordance with the laws of the State or the Province in which the materials are sold.

**INSTALLATION INDEMNIFICATION** - Supplier is not responsible for the handling or installation of materials sold hereunder. Customer indemnifies and holds Supplier harmless from all claims, damages and losses (including lawyer's costs on a full indemnity basis) arising from or related to installation or use of materials sold hereunder.

**DELIVERY INDEMNIFICATION** - Master Halco is not responsible for any damages or liability from the delivery of materials sold hereunder. Customer shall hold harmless Master Halco for any claims, damages, and losses arising from the delivery of the materials. Any claims for liability related to the delivery of material should be directed towards Master Halco's delivering agent.

## Mission Statement

We create opportunities for our customers and associates to succeed through our continuous commitment to manufacturing and distribution excellence.

## Commitment & Partnership

We are the premier manufacturer and wholesale distributor in the fencing industry.

- **Integrity**
  - o We strive to build honest and dependable relationships that allow us to become a partner in our customers' successes
  - o Our goal is to meet or exceed our customers' performance expectations
  - o We approach all transactions and negotiations with complete transparency within the boundaries of moral, ethical, and legal standards
- **Quality & Service**
  - o We strive to manufacture and distribute the highest quality fence products
  - o Our goal is to provide a "One-Stop-Shop" materials sourcing environment that saves our customers time and money
  - o All Master Halco associates have the same goal of exceeding our customers' expectations for exceptional service at all levels
- **Business Success**
  - o We continue to review our product offering to improve and expand into new products that help our customers reduce costs and increase profitability
  - o We offer financial services such as Line of Credit and Project Accounts that give our customers the working capital flexibility to grow and expand their businesses
  - o We conduct our business in such a way as to be Good For The Buyer, Good For The Seller, and Good For The Industry!

For more than 50 years, Master Halco has been committed to partnership and success with thousands of Fence Professionals. We would like to extend our gratitude to all of our customers and our best wishes for continued, mutual success.



**Master Halco**  
3010 LBJ Freeway  
Suite 800  
Dallas, TX 75234  
(800) 883-8384

[MasterHalco.com](http://MasterHalco.com)



## Branch 40300 Vancouver

## Branch 40100 Calgary

## Branch 40400 Toronto

## Branch 40500 Montreal

## Branch 41000 Quebec City

Clotures Bel-Air Fence  
LTD

Clotures Bel-Air Fence  
LTD

9975 199B Street  
Langley, B.C.  
V1M 3G4

6839 44th Street SE  
Calgary, Alberta  
T2C 2C9

910 McKay Rd  
Pickering, Ontario  
L1W 3X8

400 Rue Deslauriers  
Saint-Laurent, Quebec  
H4N 1V8

2400 Rue Chappe  
Ste-foy, Quebec  
G2G 2N9

Phone: 604-556-3741

Phone: 403-543-3623

Phone: 905-683-9899

Phone: 514-335-4455

Phone: 418-871-1155

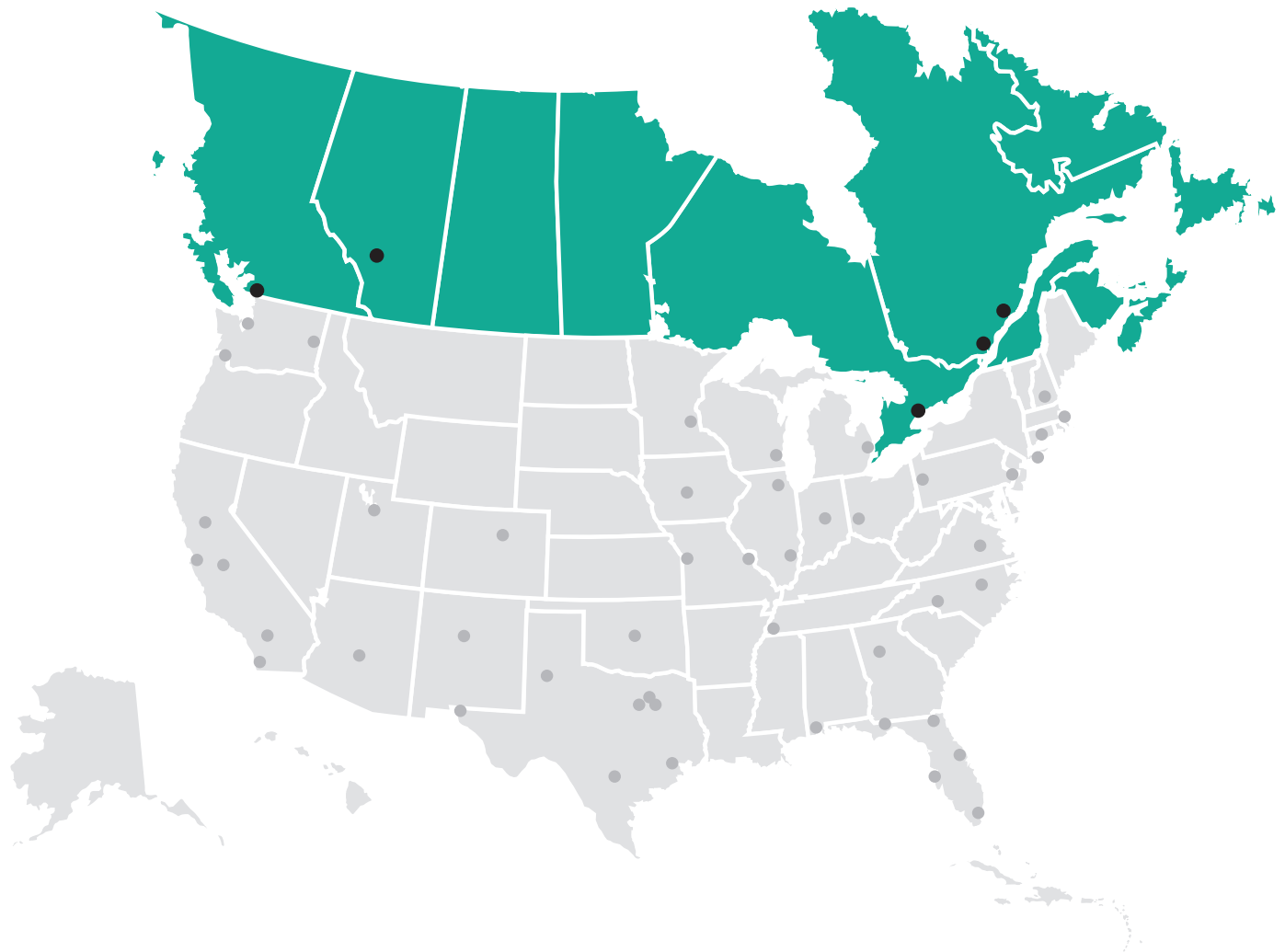
Fax: 604-556-3742

Fax: 403-287-1255

Fax: 905-683-9890

Fax: 514-335-4495

Fax: 418-871-2945





## Chain Link

<b>Fabric</b>	Pages CL-1 to CL-14
<b>Pipe and Tube</b>	Pages CL-15 to CL-36
<b>Fittings</b>	Pages CL-37 to CL-54
<b>Accessories</b>	Pages CL-55 to CL-63
<b>Gate Fittings</b>	Pages CL-64 to CL-88
<b>Gates</b>	Pages CL-89 to CL-110

## Agriculture

<b>T-Posts and T-Rail Posts</b>	Pages AG-4 to AG-5
<b>Gripples</b>	Page AG-6
<b>Staples</b>	Page AG-7
<b>Electric Wire and Fence Posts</b>	Page AG-8
<b>Barb Wire, Barbless, Merchant</b>	Pages AG-9 to AG-10
<b>Woven Wire</b>	Pages AG-11 to AG-15
<b>Welded Wire</b>	Pages AG-16 to AG-19
<b>Hardware Cloth and Poultry Net</b>	Page AG-20
<b>Panels</b>	Page AG-21
<b>Gates and Gate Accessories</b>	Pages AG-22 to AG-25
<b>Plastic and Wood Slats Fence</b>	Pages AG-26 to AG-28

## Wood

<b>PostMaster®</b>	Pages WD-3 to WD-4
<b>Nails</b>	Page WD-5
<b>Wood Accessories</b>	Page WD-6

## Vinyl

<b>Legend®</b>	Pages PVC-1 to PVC-8
<b>Legend® Woodgrain</b>	Pages PVC-9 to PVC-12
<b>Legend® Woodgrain</b>	Pages PVC-13 to PVC-16
<b>D&amp;D Gate Hardware</b>	Pages PVC-17 to PVC-18

## Ornamental Aluminum

<b>Echelon Plus®</b>	Pages OA-1 to OA-13
<b>D&amp;D Gate Hardware</b>	Pages OA-14 to OA-16

## Ornamental Steel

<b>Classic Premier™ - Commercial</b>	Pages OS-1 to OS-16
<b>Classic Premier™ - Industrial</b>	Pages OS-17 to OS-38
<b>Montage®</b>	Pages OS-39 to OS-64
<b>Montage® Plus</b>	Pages OS-65 to OS-94
<b>Monumental Iron Works®</b>	Pages OS-95 to OS-97
<b>D&amp;D Gate Hardware</b>	Pages OS-98 to OS-100

## Special Products

<b>Temporary Panels, Windscreen</b>	Page SP-1
<b>Barricades</b>	Page SP-2
<b>Kennels</b>	Page SP-3
<b>Access Controls</b>	Pages SP-4 to SP-9
<b>E-Z Rail Fittings</b>	Pages SP-10 to SP-11

## Concrete & Tools

<b>Concrete and Tools</b>	Pages CT-1 to CT-5
<b>Post Drivers</b>	Pages CT-6 to CT-7

**CONVERSION TABLE – U.S. TO METRIC**

	FROM U.S.	TO METRIC	MULTIPLY BY
<b>Length</b>	Inches	Millimeters	25.40
	Inches	Centimeters	2.54
	Inches	Meter	0.0254
	Feet	Millimeters	304.8
	Feet	Centimeters	30.48
	Feet	Meter	0.3048
	Yard	Centimeters	91.44
	Yard	Meter	0.9144
<b>Weight</b>	Lb.	Kilogram	0.4536
	oz./ft. <sup>2</sup>	G/M2	305.16
	Lb./ft.	KG/M	1.488
<b>Area</b>	Sq. Mile	KM2	2.59
	Sq. Ft.	M2	0.0929
	Sq. Inch	MM2	645.16
	Acre	M2	4046.87

**COMMON DIMENSIONS – METRIC EQUIVALENTS**

FRACTION INCHES	DECIMAL INCHES	(MM) MILLIMETERS	FRACTION INCHES	DECIMAL INCHES	(MM) MILLIMETERS
3/8"	0.375	9.525	2-3/8"	2.375	60.30
1/2"	0.500	12.70	2-7/8"	2.875	73.00
5/8"	0.625	15.90	3-1/2"	3.500	88.90
1"	1.000	25.40	4"	4.000	101.60
1-3/8"	1.315	33.40	4-1/2"	4.500	114.30
1-5/8"	1.660	42.20	6-5/8"	6.625	168.30
1-7/8"	1.900	48.30	8-5/8"	8.625	219.10

CHAIN-LINK WIRE SIZE – METRIC EQUIVALENT

GAUGE NO.	DECIMAL INCHES	(MM) MILLIMETERS
6	0.192	4.88
9	0.148	3.76
11	0.120	3.05
11-1/2	0.113	2.87

CHAIN-LINK HEIGHT – METRIC EQUIVALENT

TRADE SIZE	INCHES	(MM) MILLIMETERS
3'	36"	914
3-1/2'	42"	1067
4'	48"	1219
5'	60"	1524
6'	72"	1829
7'	84"	2134
8'	96"	2438
9'	108"	2743
10'	120"	3048
12'	144"	3658

CHAIN-LINK MESH SIZE – METRIC EQUIVALENT

TRADE SIZE	DECIMAL INCHES	(MM) MILLIMETERS
3/8"	0.375	9.52
1/2"	0.500	12.70
5/8"	0.625	15.87
3/4"	0.750	19.05
1"	1.000	25.40
1-1/4"	1.250	31.75
1-1/2"	1.500	38.10
1-3/4"	1.750	44.45
2"	2.000	50.80
2-1/8"	2.125	53.98
2-1/4"	2.250	57.15

## FULL WEIGHT PIPE (SCHEDULE 40) – METRIC EQUIVALENTS

TRADE SIZE	OUTSIDE DIAMETER		WALL THICKNESS		WEIGHT	
	DECIMAL INCHES	(MM) MILLIMETERS	DECIMAL INCHES	(MM) MILLIMETERS	LBS/FT	KG/M
1-3/8"	1.315	33.40	0.133	3.38	1.68	2.50
1-5/8"	1.660	42.20	0.140	3.56	2.27	3.40
1-7/8"	1.900	48.30	0.145	3.68	2.72	4.00
2-3/8"	2.375	60.30	0.154	3.91	3.65	5.40
2-7/8"	2.875	73.00	0.203	5.16	5.79	8.60
3-1/2"	3.500	88.90	0.216	5.49	7.58	11.30
4"	4.000	101.60	0.226	5.74	9.11	13.60
4-1/2"	4.500	114.30	0.237	6.02	10.79	16.10
6-5/8"	6.625	168.30	0.280	7.11	18.97	28.30
8-5/8"	8.625	219.10	0.322	8.18	28.55	42.50

## DQ 40 PIPE – METRIC EQUIVALENTS

TRADE SIZE	OUTSIDE DIAMETER		WALL THICKNESS		WEIGHT	
	DECIMAL INCHES	(MM) MILLIMETERS	DECIMAL INCHES	(MM) MILLIMETERS	LBS/FT	KG/M
1-3/8"	1.315	33.40	0.104	2.64	1.34	2.00
1-5/8"	1.660	42.20	0.111	2.81	1.83	2.80
1-7/8"	1.900	48.30	0.120	3.04	2.28	3.40
2-3/8"	2.375	60.30	0.130	3.30	3.12	4.70
2-7/8"	2.875	73.00	0.160	4.06	4.64	6.90
3-1/2"	3.500	88.90	0.160	4.06	5.71	8.50
4"	4.000	101.60	0.160	4.06	6.56	9.80

## POST LENGTH – METRIC EQUIVALENTS

TRADE SIZE	(MM) MILLIMETERS	TRADE SIZE	(MM) MILLIMETERS
6'	1829	10'	3048
6' 6"	1981	10' 6"	3200
7'	2134	11'	3353
7' 6"	2286	11' 6"	3505
8'	2438	12'	3658
8' 6"	2591	12' 6"	3810
8' 8"	2641	13'	3962
9'	2743	13' 6"	4115
9' 6"	2896	14'	4267



WIRE GAUGE – METRIC EQUIVALENTS

GAUGE NO.	DECIMAL INCHES	(MM) MILLIMETERS	GAUGE NO.	DECIMAL INCHES	(MM) MILLIMETERS
5	0.2070	5.25	13	0.0915	2.32
6	0.1920	4.88	14	0.0800	2.03
7	0.1770	4.50	15	0.0720	1.83
8	0.1620	4.11	16	0.0625	1.59
9	0.1483	3.76	17	0.0540	1.37
10	0.1350	3.43	18	0.0475	1.21
11	0.1205	3.05	19	0.0410	1.04
12	0.1055	2.68	20	0.0348	0.88

SHEET GAUGE (H.R.P. & O.) – METRIC EQUIVALENTS

GAUGE NO.	DECIMAL INCHES	(MM) MILLIMETERS	GAUGE NO.	DECIMAL INCHES	(MM) MILLIMETERS
5	0.2092	5.31	13	0.0897	2.28
6	0.1943	4.94	14	0.0747	1.90
7	0.1793	4.55	15	0.0673	1.71
8	0.1644	4.18	16	0.0598	1.52
9	0.1495	3.80	17	0.0538	1.37
10	0.1345	3.42	18	0.0478	1.21
11	0.1196	3.04	19	0.0418	1.06
12	0.1046	2.66	20	0.0359	0.91





## **Fabric**

Pages CL-1 to CL-14

## **Pipe and Tube**

Pages CL-15 to CL-36

## **Fittings**

Pages CL-37 to CL-54

## **Accessories**

Pages CL-55 to CL-63

## **Gate Fittings**

Pages CL-64 to CL-88

## **Gates**

Pages CL-89 to CL-110



## Check List

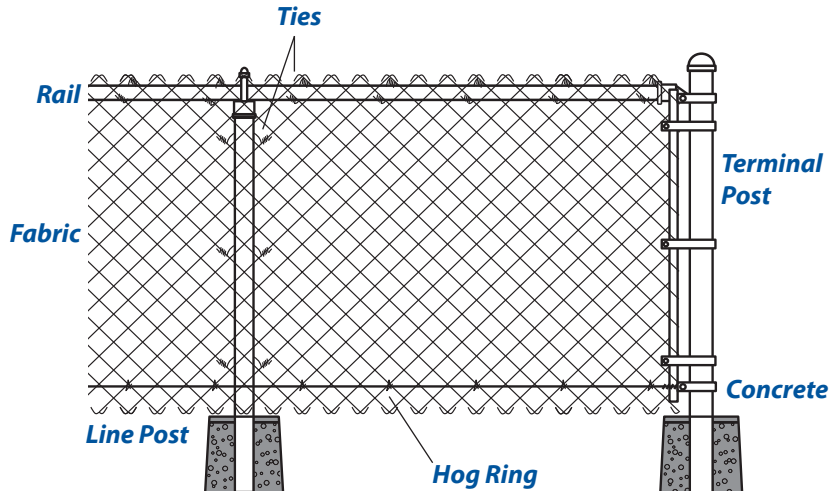
Find all of the products in sections:

**A** Fabric

**B** Pipe and Tube

**C** Fittings


**D** Accessories



### Fence - Fabric, Line Post

#### Fabric


Same length as fence, minus gate openings.



**A**

#### Rail

Same length as fabric.



**B**

#### Line Post

Space line posts equally, maximum 10' span.



**B**

#### Bottom Tension Wire (Optional)

Same length as fence, minus gate openings.



**D**

#### Sleeve

Use to join Plain End top rails.



**C**

#### Eye Top

1 for each line post.



**C**

#### Hog Rings (Optional)

Clips tension wire to fabric, 1 for every 24".



**D**

#### Ties

Connects top rail to fabric, 1 for every 24" of top rail.



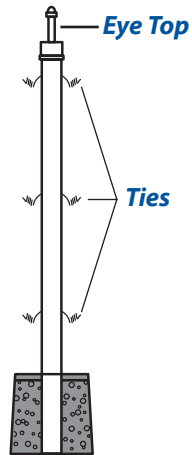
**C**

#### Ties

Connects line post to fabric, 1 for every 12" of line post.



**C**



### Fence - Terminal Post

#### Terminal Post

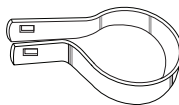
Larger diameter for end, corner posts, pull posts.



**B**

#### Tension Band

Secures tension bar/fabric to posts. Use 1 for each foot in height.



**C**

#### Brace Band

1 for each rail end.  
1 for each tension wire connection.



**C**

#### Carriage Bolt

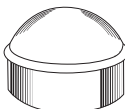
1 for each tension band.  
1 for each brace band.



**D**

#### Post Cap

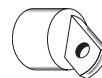
1 for each terminal post.



**C**

#### Rail End

1 for each terminal post.  
2 for each corner post.



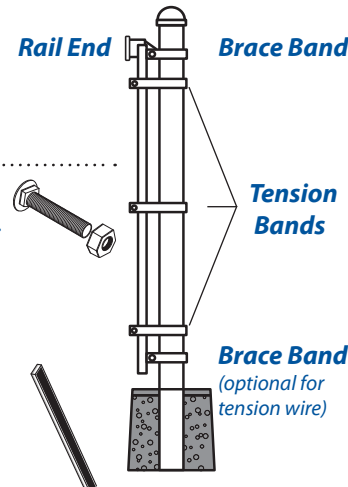
**C**

#### Tension Bar

1 for each end post.  
2 for each corner post.



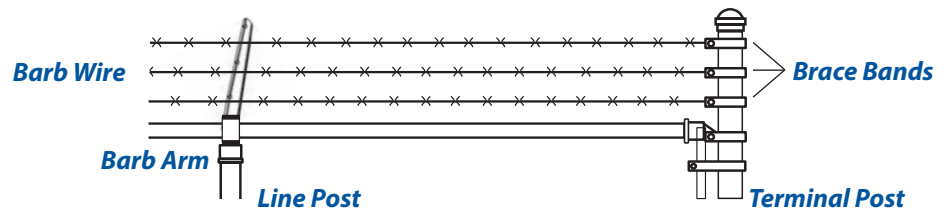
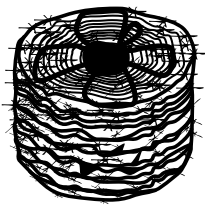
**C**



#### TOOLS

CONCRETE, TAPE MEASURE, STRING & STAKES, POST HOLE DIGGER, WHEELBARROW, SHOVEL, CARPENTER'S LEVEL, PIPE CUTTER, FENCE STRETCHER, HAND WINCH, PLIERS, HOG RING PLIERS

## Fence - Add Barb Wire



### Barb Wire

Same length as fence.



### Barb Arm

1 for each line post.  
Replaces eye tops.




### Brace Band

1 for each rail end.  
1 for each barb wire connection.



### Carriage Bolt

1 for each brace band.



**D**

**C**

**C**

**D**

## Fence - Add Middle Rail or Bottom Rail

### Rail

Same length as fence, minus gate openings.

**B**

### Option 1 for Line Posts

#### Brace Band

2 for each line post.


**C**



#### Carriage Bolt

1 for each brace band.

**D**



### Rail End

2 for each line post.

**C**



### Option 2 for Line Posts

#### Line Rail Clamp

1 for each line post.

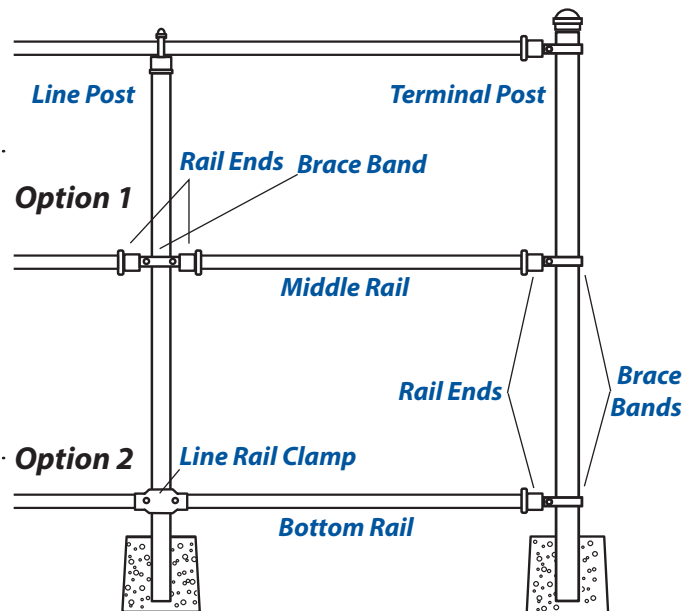
**C**



#### Carriage Bolt

2 for each line rail clamp.

**D**



## Fence - Add Brace and Truss

### Rail

Length from term post to line post

**B**

### Truss Rod

1 for each end post.  
2 for each corner post.

**C**



### Brace Band

1 for each rail end.

**C**



### Rail End

1 for each terminal post.

**C**



### Truss Tightener

1 for each truss rod.


**C**



### Carriage Bolt

1 for each brace band.

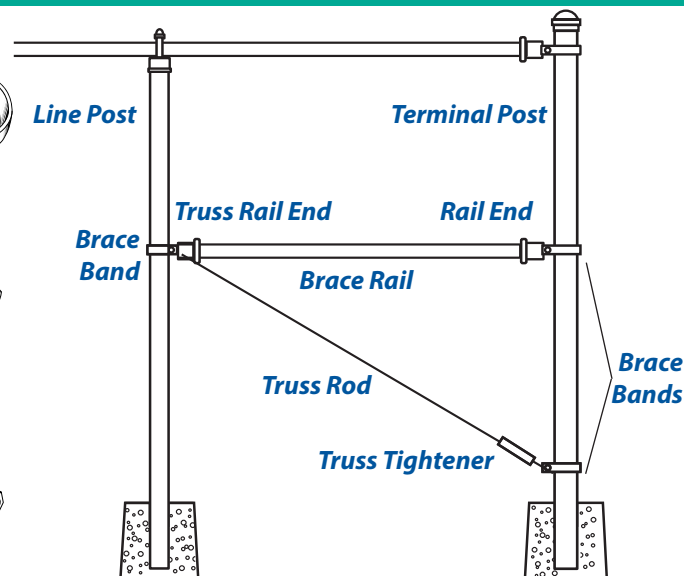
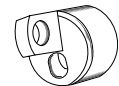
**D**



### Truss Rail End

1 for each truss rod.

**C**



## Chain link fabric (a.k.a. "wire")

Residential = larger mesh and smaller gauges, commercial/industrial = smaller mesh and larger gauges.

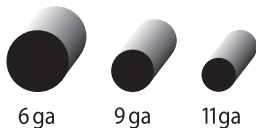
### Galvanized Before Weaving (GBW)

In this process, the wire is pre-galvanized before it is formed into a fabric. The weaving process creates an exposed cut end that will lack coating and be more apt to some minor rust in wet and severe weather conditions.

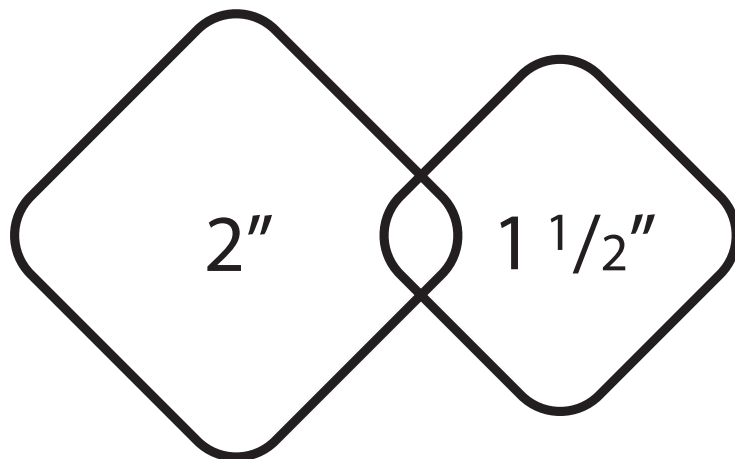
### Spectra (Color)

The galvanized steel core wire for producing extruded PVC coated steel chain link fence fabric is produced by cold-drawing good commercial grade steel rod into wire of the appropriate diameter. The steel rod from which the wire is drawn is produced by the open hearth, electric furnace or basic oxygen process. The galvanized coating is produced by passing the cleaned wire through a bath of molten zinc which conforms to ASTM B6. The extruded PVC coating is produced by extruding PVC at a coating thickness of 0.015" (.38mm) - 0.025" (0.64 mm) over a galvanized core wire.

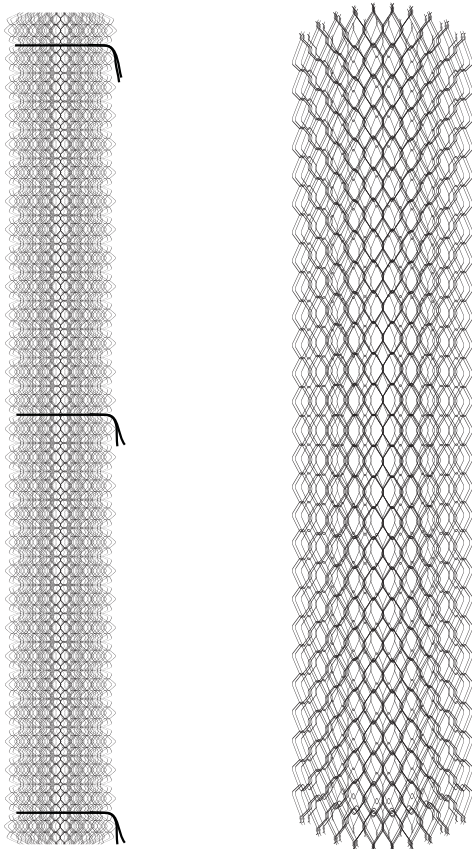
### Wire Gauges for GBW and Spectra



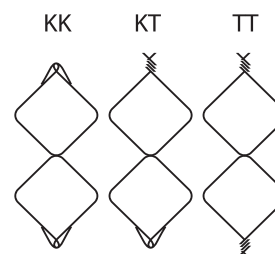
### Available Mesh Sizes



### Compact vs Non Compact Rolls



### Selvage



Selvage describes how the ends of the chain link wires are finished for the top and bottom of the fabric. Knuckle means that the ends of the wires are folded over each other. Twist means the wires are twisted together to form pointed prongs.

### 2" - 11 Gauge GBW KK / 1.2 oz./ft.<sup>2</sup> Zinc Coating

Feet per roll: 50

HEIGHT	PART NO. COMPACT	PART NO. NON COMPACT	WEIGHT PER FOOT	NOTES
3'	054374	—	1.27	
42"	054377	—	0.86	
4'	054378	—	1.68	
5'	054380	—	2.09	
6'	054381	055611	2.52	

### 2" - 11 Gauge GBW KT / 1.2 oz./ft.<sup>2</sup> Zinc Coating

Feet per roll: 50

HEIGHT	PART NO. COMPACT	PART NO. NON COMPACT	WEIGHT PER FOOT	NOTES
6'	054382	—	2.51	

#### Extra charge for broken rolls.

SELVAGE ABBREVIATIONS:

KK - Knuckle-Knuckle

KT - Knuckle-Twist, also known as BK - Barb-Knuckle

TT - Twist-Twist, also known as BB - Barb-Barb

**SPECIAL NOTE:** KT or TT Selvage on 5' high fabric or less is **not recommended** for Residential Applications



## Galvanized Before Weaving (GBW)

### 2" - 9 Gauge GBW KK / 1.2 oz./ft.<sup>2</sup> Zinc Coating

Feet per roll: 50

HEIGHT	PART NO. COMPACT	PART NO. NON COMPACT	WEIGHT PER FOOT	NOTES
3'	092526	—	1.70	
42"	092528	—	1.72	
4'	054393	092529	2.28	
5'	054396	092531	2.97	
6'	054399	092533	3.44	
7'	054453	092535	3.96	
8'	054459	092538	4.55	
10'	054466	092541	5.74	
12'	054471	092543	6.73	

### 2" - 9 Gauge GBW KT / 1.2 oz./ft.<sup>2</sup> Zinc Coating

Feet per roll: 50

HEIGHT	PART NO. COMPACT	PART NO. NON COMPACT	WEIGHT PER FOOT	NOTES
6'	054448	092534	3.41	
7'	054455	092536	4.00	
8'	054462	092539	4.55	
10'	054468	092542	5.74	
12'	054473	092544	6.73	

### 2" - 9 Gauge GBW KT / 1.2 oz./ft.<sup>2</sup> Zinc Coating

Feet per roll: 100

HEIGHT	PART NO. COMPACT	PART NO. NON COMPACT	WEIGHT PER FOOT	NOTES
6'	—	999N00	3.47	

**SPECIAL NOTE:** KT or TT Selvage on 5' high fabric or less is **not recommended** for Residential Applications

### 2" - 9 Gauge GBW KK / 1.6 oz./ft.<sup>2</sup> Zinc Coating

Feet per roll: 50

HEIGHT	PART NO. COMPACT	PART NO. NON COMPACT	WEIGHT PER FOOT	NOTES
4'	819X00	—	2.88	
6'	820X00	—	4.32	
8'	817X00	—	5.76	
10'	818X00	—	7.20	

### 2" - 9 Gauge GBW KT / 1.6 oz./ft.<sup>2</sup> Zinc Coating

Feet per roll: 50

HEIGHT	PART NO. COMPACT	PART NO. NON COMPACT	WEIGHT PER FOOT	NOTES
6'	940X00	—	4.32	

#### Extra charge for broken rolls.

SELVAGE ABBREVIATIONS:

KK - Knuckle-Knuckle

KT - Knuckle-Twist, also known as BK - Barb-Knuckle

TT - Twist-Twist, also known as BB - Barb-Barb

**SPECIAL NOTE:** KT or TT Selvage on 5' high fabric or less is **not recommended** for Residential Applications

## Galvanized Before Weaving (GBW)

### 2" - 6 Gauge GBW KK / 1.2 oz./ft.<sup>2</sup> Zinc Coating

Feet per roll: 50

HEIGHT	PART NO. COMPACT	PART NO. NON COMPACT	WEIGHT PER FOOT	NOTES
4'	092509	—	2.88	
6'	092511	—	4.32	
8'	092515	—	5.76	

### 1-1/2" - 9 Gauge GBW KK / 1.2 oz./ft.<sup>2</sup> Zinc Coating

Feet per roll: 50

HEIGHT	PART NO. COMPACT	PART NO. NON COMPACT	WEIGHT PER FOOT	NOTES
4'	054362	—	2.88	

### 1-1/2" - 9 Gauge GBW TT / 1.2 oz./ft.<sup>2</sup> Zinc Coating

Feet per roll: 25

HEIGHT	PART NO. COMPACT	PART NO. NON COMPACT	WEIGHT PER FOOT	NOTES
8'	054367	—	4.32	

#### Extra charge for broken rolls.

#### SELVAGE ABBREVIATIONS:

KK - Knuckle-Knuckle

KT - Knuckle-Twist, also known as BK - Barb-Knuckle

TT - Twist-Twist, also known as BB - Barb-Barb

**SPECIAL NOTE:** KT or TT Selvage on 5' high fabric or less is **not recommended** for Residential Applications

## 2" - 11 Gauge Spectra® KK / Extruded PVC

Feet per roll: 50

### COMPACT

HEIGHT	PART NO. GREEN	PART NO. BLACK	PART NO. BROWN	PART NO. WHITE	WEIGHT PER FOOT	NOTES
4'	517171	517172	517173	517174	0.96	
5'	517211	517192	517193	517194	1.21	
6'	—	517202	—	—	1.39	

### NON COMPACT

HEIGHT	PART NO. GREEN	PART NO. BLACK	PART NO. BROWN	PART NO. WHITE	WEIGHT PER FOOT	NOTES
4'	487641	487642	—	487644	0.96	
5'	488181	488182	—	488184	1.22	

## Spectra®

- Other selvages available on special order.
- Other sizes and colors available on special quotation.
- Setup charges may apply for quantities less than 300 feet of non-stock items. Please inquire at your local branch.

### Extra charge for broken rolls.

SELVAGE ABBREVIATIONS:

KK - Knuckle-Knuckle



### 2" - 9 Gauge Spectra® KK / Extruded PVC

Feet per roll: 50

#### COMPACT

HEIGHT	PART NO. GREEN	PART NO. BLACK	PART NO. BROWN	PART NO. WHITE	WEIGHT PER FOOT	NOTES
3'	—	517352	—	—	1.04	
42"	—	517382	—	—	1.24	
4'	517391	517392	517393	517394	1.44	
5'	517411	517412	517413	517414	1.79	
6'	517421	517422	517423	517424	2.16	
7'	—	517442	—	—	2.47	
8'	—	517462	—	—	3.07	
10'	—	517482	—	—	3.60	

#### NON COMPACT

HEIGHT	PART NO. GREEN	PART NO. BLACK	PART NO. BROWN	PART NO. WHITE	WEIGHT PER FOOT	NOTES
4'	—	513162	—	—	1.44	
5'	—	513172	—	—	1.80	
6'	—	513182	—	—	2.16	

**Extra charge for broken rolls.**

SELVAGE ABBREVIATIONS:

KK - Knuckle-Knuckle

## 2" - 6 Gauge Spectra® KK / Extruded PVC

Feet per roll: 25

### COMPACT

HEIGHT	PART NO. GREEN	PART NO. BLACK	PART NO. BROWN	PART NO. WHITE	WEIGHT PER FOOT	NOTES
4'	—	517502	—	—	1.04	
5'	—	517512	—	—	1.79	
6'	—	517532	—	—	2.16	
8'	—	517622	—	—	3.07	

### NON COMPACT

HEIGHT	PART NO. GREEN	PART NO. BLACK	PART NO. BROWN	PART NO. WHITE	WEIGHT PER FOOT	NOTES
4'	513041	—	—	—	3.18	

## 2" - 6 Gauge Spectra® KK / Extruded PVC

Feet per roll: 50

### NON COMPACT

HEIGHT	PART NO. GREEN	PART NO. BLACK	PART NO. BROWN	PART NO. WHITE	WEIGHT PER FOOT	NOTES
4'	—	488442	—	—	3.11	

**Extra charge for broken rolls.**

SELVAGE ABBREVIATIONS:

KK - Knuckle-Knuckle

### 1-1/2" - 11 Gauge Spectra® KK / Extruded PVC

Feet per roll: 50

#### COMPACT

HEIGHT	PART NO. GREEN	PART NO. BLACK	PART NO. BROWN	PART NO. WHITE	WEIGHT PER FOOT	NOTES
4'	—	517662	—	—	1.29	
5'	—	517082	—	—	1.63	

### 1-1/2" - 9 Gauge Spectra® KK / Extruded PVC

Feet per roll: 50

#### COMPACT

HEIGHT	PART NO. GREEN	PART NO. BLACK	PART NO. BROWN	PART NO. WHITE	WEIGHT PER FOOT	NOTES
4'	—	517232	—	—	2.24	
5'	—	517242	—	—	2.59	
6'	—	517252	—	—	3.13	

### 1-1/2" - 6 Gauge Spectra® KK / Extruded PVC

Feet per roll: 25

#### NON COMPACT

HEIGHT	PART NO. GREEN	PART NO. BLACK	PART NO. BROWN	PART NO. WHITE	WEIGHT PER FOOT	NOTES
4'	—	007188	—	—	9.60	

**Extra charge for broken rolls.**

SELVAGE ABBREVIATIONS:

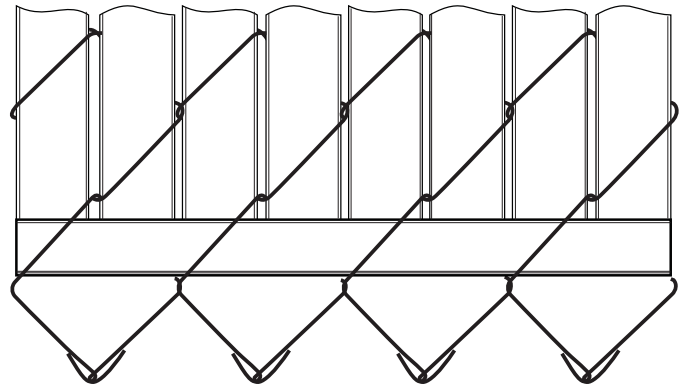
KK - Knuckle-Knuckle

### 2" Mesh Bottom Lock Slats / High Density Polyethelene (HDPE)

- Slat width: 1-3/32"
- For wire gauges: 11 ga., 9 ga., or 8 ga.
- Approximately 75% Privacy
- 82 slats per box = 10' linear coverage

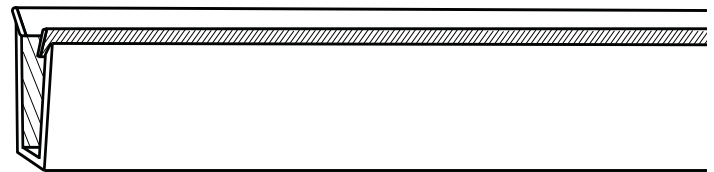
HEIGHT	PART NO. GREEN	PART NO. BLACK	PART NO. BROWN	PART NO. WHITE	PART NO. GREY	PART NO. TAN	WEIGHT PER BAG	NOTES
4'	202821	202822	202823	202824	202825	202820	8.20	
5'	202831	202832	202833	202834	202835	202830	10.30	
6'	202841	202842	202843	202844	202845	202840	12.50	
7'	202851	202852	—	—	—	—	14.70	
8'	202861	202862	202863	—	202865	—	17.00	

**NOTE:** Only sold in full bags.



### PDS Channel / High Density Polyethelene (HDPE)

HEIGHT	PART NO. GREEN	PART NO. BLACK	PART NO. BROWN	PART NO. WHITE	PART NO. GREY	WEIGHT EA.	NOTES
40"	—	201552	—	201554	201555	0.05	



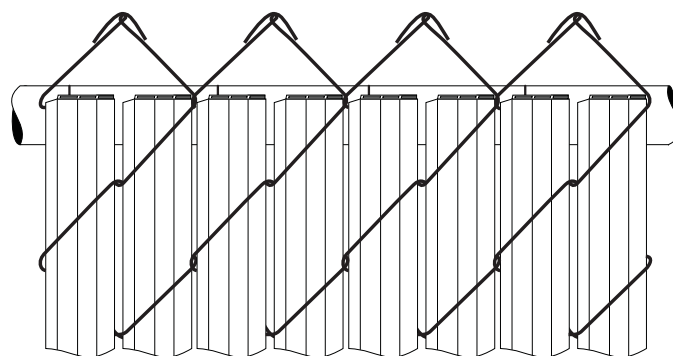
## Slats

### Fin Link Slats / High Density Polyethylene (HDPE)

- Slat width: 1-3/8"
- For mesh sizes: 2", 2-1/4", or 2-3/8"
- For wire gauges: 12 ga., 11-1/2 ga., or 11 ga.
- Approximately 90% Privacy
- 82 slats per box = 10' linear coverage

HEIGHT	PART NO. GREEN	PART NO. BLACK	PART NO. BROWN	PART NO. WHITE	PART NO. GREY	WEIGHT PER BAG	NOTES
5'	—	634022	—	—	—	12.00	
6'	634031	634032	—	634034	634035	14.00	

**NOTE:** Only sold in full bags.

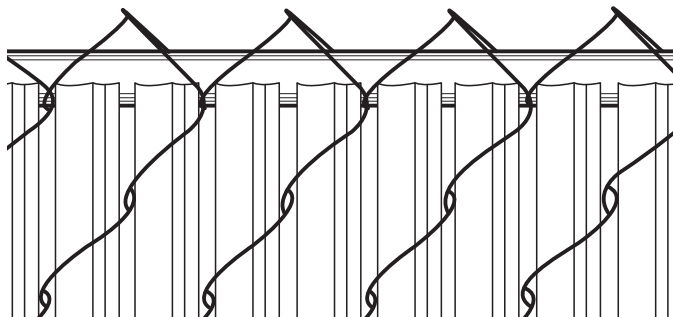


### Lite Link Slats / High Density Polyethylene (HDPE)

- Slat width: 1-1/4"
- For mesh sizes: 2", 2-1/4", or 2-3/8"
- For wire gauges: 11-1/2 ga., 11 ga., or 9 ga.
- Approximately 75% Privacy
- 82 slats per box = 10' linear coverage

HEIGHT	PART NO. GREEN	PART NO. BLACK	PART NO. BROWN	PART NO. WHITE	WEIGHT PER BOX	NOTES
4'	—	201672	—	—	7.20	
5'	—	201662	—	—	9.00	
6'	203951	203952	—	203954	8.00	

**NOTE:** Only sold in full bags.

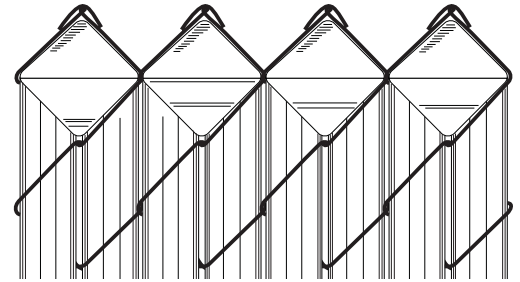


### Diamond Lock Slats

- Slat width: 1-1/8"
- For mesh sizes: 2"
- For wire gauges: 11 ga. and 9 ga.
- Approximately 75% Privacy
- 80 slats per bag = 10' linear coverage

HEIGHT	PART NO. GREEN	PART NO. BLACK	PART NO. BROWN	PART NO. WHITE	WEIGHT PER BAG	NOTES
4'	—	204782	—	204754	10.00	
5'	—	204792	—	204764	12.50	
6'	—	—	—	204774	13.00	

**NOTE:** Only sold in full bags. Caps are included.



### Privacy Slats with Conic Caps / High Density Polyethelene (HDPE)

- Slat width: 1-1/4"
- For mesh sizes: 2" and 2-1/4"
- For wire gauges: 11 ga. and 9 ga.
- Approximately 80% Privacy
- 80 slats per bag = 10' linear coverage

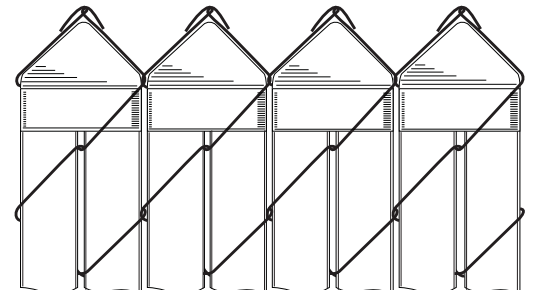
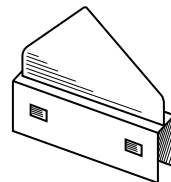
HEIGHT	PART NO. GREEN	PART NO. BLACK	PART NO. BROWN	PART NO. WHITE	PART NO. GREY	WEIGHT PER BAG	NOTES
4'	199671	199672	199673	199674	—	10.00	
5'	199681	199682	199883	199684	—	12.50	
6'	199691	199692	199693	199694	199695	15.00	

#### Replacement Conic Caps

40 per bag	602631	602632	602633	602634	602635	0.86	
------------	--------	--------	--------	--------	--------	------	--

**NOTE:** Only sold in full bags. Caps are included.

Replacement conic cap




Slats

HedgeLink

10' linear coverage per box

HEIGHT	PART NO. GREEN	WEIGHT PER BOX	NOTES
6'	036000	27.00	

NOTE: Only sold in full boxes.

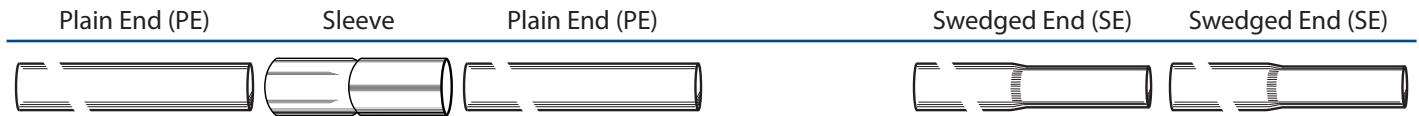




Pipe and Tube make up the framework for the Chain Link fence system. ASTM specifications, wall thickness, and outside diameter (O.D.) sizes determine a framework's strength. Pipe and tube can be galvanized or color coated.

Plain end (PE) pipe ends are cut flat on both sides, and use a sleeve to connect.

Swaged end (SE) pipe is narrowed at one end, so pipe can fit into another pipe of the same diameter.

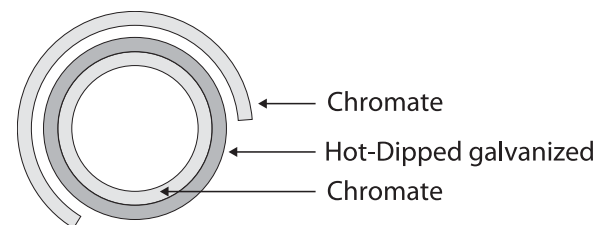


## Manufacturing Processes

### Hot Dip

Hot-Dip galvanized pipe is formed before being galvanized and coated with chromate inside and out for protection against corrosion and white rust.

Meets or exceeds ASTM F 1083 and ASTM F 1043.

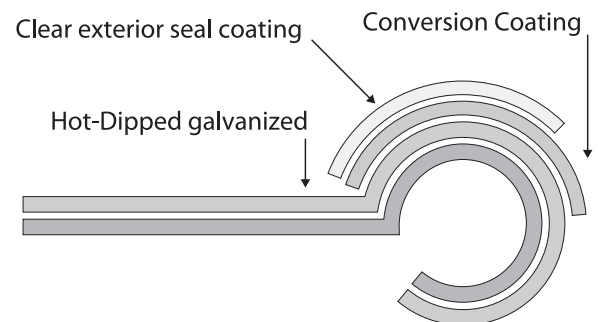


### Pre-Galv

Pre-Galvanized pipe is made from hot-dip galvanized flat roll that is then formed and welded. It is treated with Conversion Coating inhibiting white rust and with a clear exterior seal coating.

Pre-Galv meets or exceeds ASTM F 1043 – 6 Standard Specification for Strength.

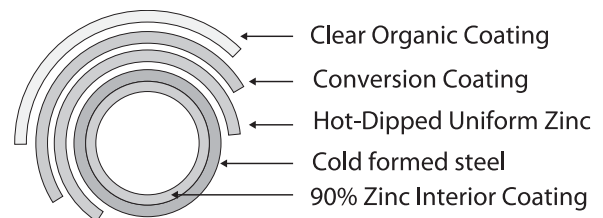
Pre-Galv also meets or exceeds ASTM F 1043 – 10 Type B, 0.9oz Zinc Coating.



### Flo-Coat

Flo-Coat Galvanized is high yield, high tensile cold formed steel that is molded and welded and then given a uniform hot-dip zinc coating. On top of the hot-dip coating, there is added first a Conversion Coating and above that, a Clear Organic Coating.

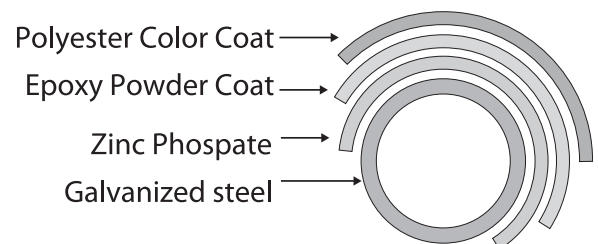
Flo-Coat meets or exceeds ASTM F 1043, Group IC.



### Spectra Polyester (color)

Spectra Polyester has an 11 stage pre-treatment and coating process. It is corrosion resistant and UV resistant.

Spectra Polyester meets or exceeds ASTM F 668 and ASTM F 1043 3-5 Mills.



## Residential Framework

Top Rail:	1-1/4", 1-3/8", 1-5/8"
Line Post:	1-1/2", 1-3/8", 1-5/8"
Term Post:	1-7/8"
Gate Post:	1-7/8"

## Residential

<b>Dura-Lite 18 Gauge</b>
<b>Dura-Lite 17 Gauge</b>
<b>Dura-Tube 16 Gauge</b>
<b>RQ 15 Residential Quality</b>

## Wall Thickness

.047
.055
.065
.072

## Commercial Framework

Top Rail:	1-5/16", 1-3/8", 1-5/8", 1-11/16"
Line Post:	1-5/8", 1-7/8", 2-3/8"
Term Post:	1-7/8", 2-3/8", 2-7/8", 3-1/2"
Gate Post:	2-3/8", 2-7/8", 3-1/2"

## Commercial

<b>CQ 20</b>
Commercial Quality

## O.D.

## Wall Thickness

1-3/8"	.080
1-5/8"	.085
1-5/16"	.090
1-3/8"	.079 or .090
1-5/8"	.079 or .090
1-11/16"	.090
1-7/8"	.079 or .090
2-3/8"	.079 or .090
2-7/8"	.116
3-1/2"	.116
4-1/2"	.120
6-5/8"	.134
2-3/8"	.116
4-1/2"	.125

## Commercial Weight

## Industrial Framework

Top Rail:	1-5/16", 1-3/8", 1-5/8"
Line Post:	1-7/8", 2-3/8", 2-7/8"
Term Post:	2-3/8", 2-7/8", 3-1/2", 4-1/2"
Gate Post:	2-3/8", 2-7/8", 3-1/2", 4-1/2", 6-5/8", 8-5/8"

## Industrial

<b>DQ 40 Deluxe Quality</b>
-----------------------------

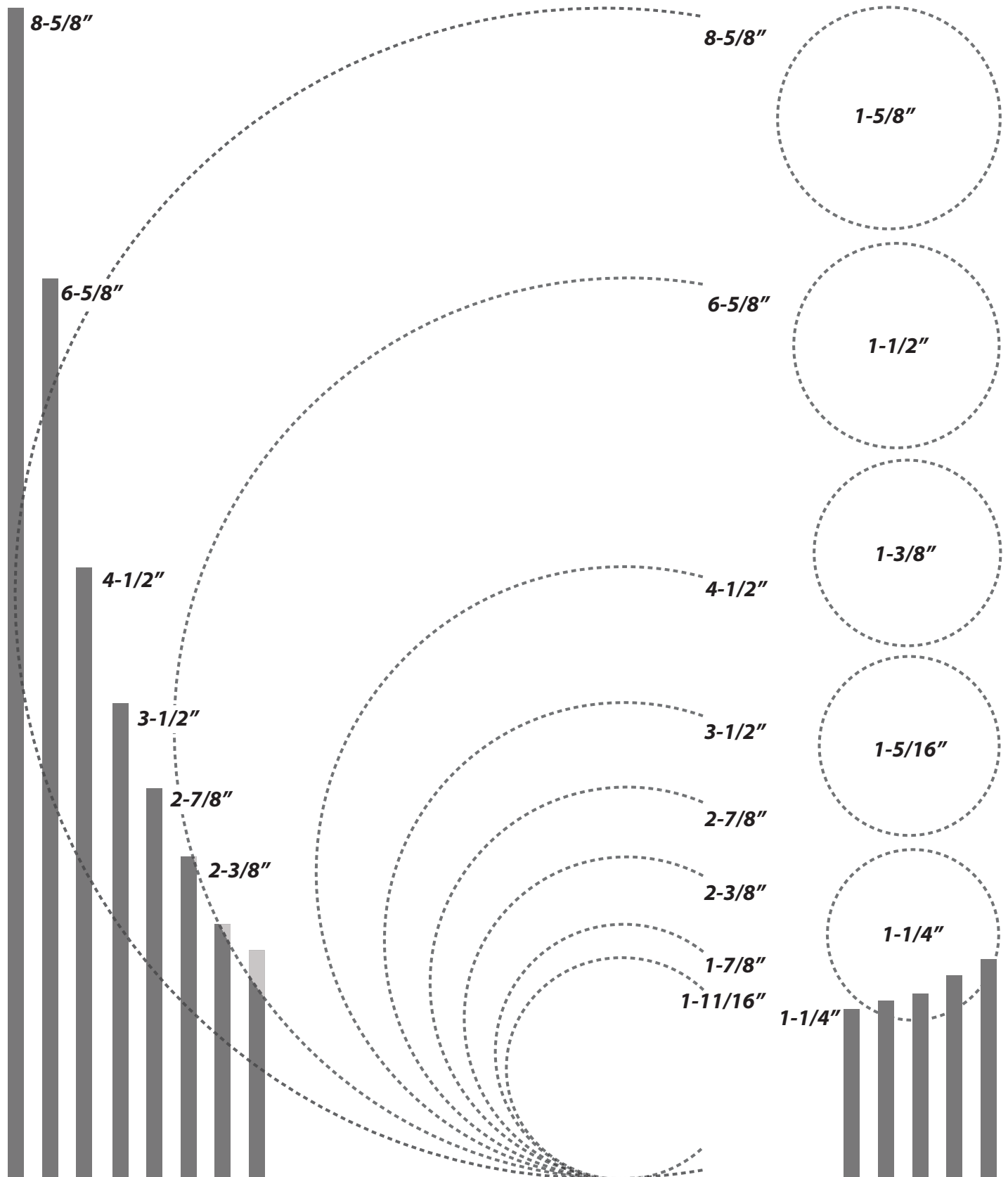
## O.D.

## Wall Thickness

1-5/8"	.111
1-7/8"	.120
2-3/8"	.130
2-7/8"	.149
1-5/16"	.133
1-3/8"	.133
1-5/8"	.140
1-7/8"	.145
2-3/8"	.154
2-7/8"	.203
3-1/2"	.216
4-1/2"	.237
6-5/8"	.280
8-5/8"	.322

## Full Weight - Sch. 40 1.8 oz.

**NOTE:** The diameters listed on this page for top rail and posts are meant to be suggestions for framework sizing.



## Dura-Lite 18 Gauge • Galvanized Tubing

### 1-1/4" O.D. Dura-Lite 18 Gauge / Nominal wall thickness .047

DESCRIPTION	PART NO.	PIECES PER BUNDLE	WEIGHT EA.	NOTES
10' 3" – SE	037071	91	6.44	

### 1-1/2" O.D. Dura-Lite Posts 18 Gauge / Nominal wall thickness .047

DESCRIPTION	PART NO.	PIECES PER BUNDLE	WEIGHT EA.	NOTES
6' 6"	037004	61	4.42	
7' 6"	037006	61	6.03	
8' 6"	037005	61	6.83	

### 1-7/8" O.D. Dura-Lite Posts 18 Gauge / Nominal wall thickness .047

DESCRIPTION	PART NO.	PIECES PER BUNDLE	WEIGHT EA.	NOTES
6' 6"	037008	61	5.97	
7' 6"	030466	61	6.89	
8' 6"	037009	61	7.81	

**SPECIAL NOTE:** Call us for all your special needs: Drilled Posts, Welded Plates, Post Bending, etc.

### Dura-Lite 17 Gauge / Nominal wall thickness .055

DESCRIPTION	PART NO. 21'	PIECES PER BUNDLE	WEIGHT PER FT.	NOTES
1-3/8" O.D. – PE	030101	91	.74	
1-3/8" O.D. – SE	030105	91	.74	

### 1-3/8" O.D. Dura-Lite 17 Gauge / Nominal wall thickness .055

DESCRIPTION	PART NO.	PIECES PER BUNDLE	WEIGHT EA.	NOTES
10' 6" – SE	030007	91	7.77	

### 1-5/8" O.D. Dura-Lite 17 Gauge / Nominal wall thickness .055

DESCRIPTION	PART NO.	PIECES PER BUNDLE	WEIGHT EA.	NOTES
10' 6" – SE	030119	61	9.40	

### 1-5/8" O.D. Dura-Lite Posts 17 Gauge / Nominal wall thickness .055

DESCRIPTION	PART NO.	PIECES PER BUNDLE	WEIGHT EA.	NOTES
6'	030153	61	5.37	
7'	030155	61	6.27	

### 1-7/8" O.D. Dura-Lite Posts 17 Gauge / Nominal wall thickness .055

DESCRIPTION	PART NO.	PIECES PER BUNDLE	WEIGHT EA.	NOTES
6' 6"	030164	61	6.58	
7' 6"	030166	61	7.59	

**SPECIAL NOTE:** Call us for all your special needs: Drilled Posts, Welded Plates, Post Bending, etc.

## Dura-Tube 16 Gauge • Galvanized Tubing

### Dura-Tube 16 Gauge / Nominal wall thickness .065

DESCRIPTION	PART NO.		PIECES PER BUNDLE	WEIGHT PER FT.	NOTES
	21'	24'			
1-5/8" O.D. – PE	—	030512	61	1.05	
1-5/8" O.D. – SE	030515	—	61	1.05	

**SPECIAL NOTE:** Call us for all your special needs: Drilled Posts, Welded Plates, Post Bending, etc.

## RQ 15

DESCRIPTION	PART NO.		PIECES PER BUNDLE	WEIGHT PER FT.	NOMINAL WALL THICKNESS	NOTES
	21'	24'				
1-5/8" O.D. – PE	—	030907	61	1.22	.072	

## CQ 20

DESCRIPTION	PART NO.		PIECES PER BUNDLE	WEIGHT PER FT.	NOMINAL WALL THICKNESS	NOTES
	21'	24'				
1-3/8" O.D. – SE	032604	—	91	1.06	.080	
1-5/8" O.D. – PE	032605	—	61	1.46	.085	

# Chain Link - Pipe and Tube



## Commercial Weight • .079" Wall Thickness Galvanized Pipe

### Commercial Weight / Nominal wall thickness .079

DESCRIPTION	PART NO.		PIECES PER BUNDLE	WEIGHT PER FT.	NOTES
	21'	24'			
1-3/8" O.D. – PE	036858	036860	91	1.05	
1-3/8" O.D. – SE	036859	—	91	1.05	
1-5/8" O.D. – PE	036864	036866	61	1.34	
1-5/8" O.D. – SE	036865	—	61	1.34	
1-7/8" O.D. – PE	036872	036873	61	1.54	
2-3/8" O.D. – PE	036881	036882	37	1.94	

### 1-5/8" O.D. Commercial Weight / Nominal wall thickness .079

DESCRIPTION	PART NO.	PIECES PER BUNDLE	WEIGHT EA.	NOTES
10' 4" - SE	000P79	61	13.85	

### 1-5/8" O.D. Commercial Weight Posts / Nominal wall thickness .079

DESCRIPTION	PART NO.	PIECES PER BUNDLE	WEIGHT EA.	NOTES
6'	036861	61	8.04	
7'	036862	61	9.38	
8'	036863	61	10.72	

### 1-7/8" O.D. Commercial Weight Posts / Nominal wall thickness .079

DESCRIPTION	PART NO.	PIECES PER BUNDLE	WEIGHT EA.	NOTES
6'	036867	61	9.24	
7'	036869	61	10.78	
8'	036870	61	12.32	
9'	036871	61	13.86	
9' 6"	798A00	61	14.63	
10' 6"	036949	61	16.17	

### 2-3/8" O.D. Commercial Weight Posts / Nominal wall thickness .079

DESCRIPTION	PART NO.	PIECES PER BUNDLE	WEIGHT EA.	NOTES
6'	036874	37	11.64	
7'	036876	37	13.58	
8'	036878	37	15.52	
9'	036880	37	17.46	
10' 6"	037162	37	20.37	

**SPECIAL NOTE:** Call us for all your special needs: Drilled Posts, Welded Plates, Post Bending, etc.



**Commercial Weight / Nominal wall thickness .090**

DESCRIPTION	PART NO.		PIECES PER BUNDLE	WEIGHT PER FT.	NOTES
	21'	24'			
1-5/16" O.D. – PE	036764	033220	91	1.18	
1-3/8" O.D. – SE	036765	—	91	1.18	
1-5/8" O.D. – PE	036769	—	61	1.52	
1-5/8" O.D. – SE	036773	—	61	1.52	
1-11/16" O.D. – PE	036770	036772	61	1.52	
1-7/8" O.D. – PE	036784	036785	61	1.75	
2-3/8" O.D. – PE	036802	036803	37	2.20	

**1-11/16" O.D. Commercial Weight / Nominal wall thickness .090**

DESCRIPTION	PART NO.	PIECES PER BUNDLE	WEIGHT EA.	NOTES
10' 4" - SE	036768	61	15.71	

**1-7/8" O.D. Commercial Weight Posts / Nominal wall thickness .090**

DESCRIPTION	PART NO.	PIECES PER BUNDLE	WEIGHT EA.	NOTES
6' 6"	036791	61	11.38	
7' 6"	036793	61	13.13	
8' 6"	036795	61	14.88	
9' 6"	036798	61	16.63	

**2-3/8" O.D. Commercial Weight Posts / Nominal wall thickness .090**

DESCRIPTION	PART NO.	PIECES PER BUNDLE	WEIGHT EA.	NOTES
6' 6"	036805	37	14.30	
7' 6"	036807	37	16.50	
8' 6"	036809	37	18.70	
9' 6"	036812	37	20.90	
10' 6"	036813	37	23.10	
12' 6"	036815	37	27.50	

**SPECIAL NOTE:** Call us for all your special needs: Drilled Posts, Welded Plates, Post Bending, etc.

# Chain Link - Pipe and Tube



## Commercial Weight • Galvanized Pipe

### Commercial Weight

DESCRIPTION	PART NO.		PIECES PER BUNDLE	WEIGHT PER FT.	NOMINAL WALL THICKNESS	NOTES
	21'	24'				
2-7/8" O.D. – PE	036816	036817	19	3.42	.116	
3-1/2" O.D. – PE	036927	036930	14	4.20	.116	
4-1/2" O.D. – PE	036925	—	10	5.61	.120	
6-5/8" O.D. – PE	036966	033280	7	9.29	.134	

### 2-7/8" O.D. Commercial Weight Posts / Nominal wall thickness .116

DESCRIPTION	PART NO.	PIECES PER BUNDLE	WEIGHT EA.	NOTES
8'	036820	19	27.36	
9'	036821	19	30.78	
9' 6"	036894	19	32.49	
10' 6"	036822	19	35.91	

### 3-1/2" O.D. Commercial Weight Posts / Nominal wall thickness .116

DESCRIPTION	PART NO.	PIECES PER BUNDLE	WEIGHT EA.	NOTES
6' 6"	036899	14	27.30	
7' 6"	036902	14	31.50	
8' 6"	036905	14	35.70	
9' 6"	036908	14	39.90	
10' 6"	036913	14	44.10	
11' 6"	036912	14	48.30	
12'	036917	14	50.40	
12' 6"	036919	14	52.50	

**SPECIAL NOTE:** Call us for all your special needs: Drilled Posts, Welded Plates, Post Bending, etc.

**2-3/8" O.D. Structural Posts (Schedule 20) / Nominal wall thickness .116**

DESCRIPTION	PART NO.	PIECES PER BUNDLE	WEIGHT EA.	NOTES
11' 6"	033232	37	27.95	

**HQ 30**

DESCRIPTION	PART NO.		PIECES PER BUNDLE	WEIGHT PER FT.	NOMINAL WALL THICKNESS	NOTES
	21'	24'				
4-1/2" O.D. - PE	—	033265	10	5.84	.125	

**SPECIAL NOTE:** Call us for all your special needs: Drilled Posts, Welded Plates, Post Bending, etc.

## Full Weight (Schedule 40) • 1.8 oz. Galvanized Pipe

### Full Weight (Schedule 40)

DESCRIPTION	PART NO.		PIECES PER BUNDLE	WEIGHT PER FT.	NOMINAL WALL THICKNESS	NOTES
	21'	24'				
1-5/16" O.D. – PE	036841	—	61	1.68	.133	
1-3/8" O.D. – PE	033500	—	60	1.68	.133	
1-5/8" O.D. – PE	033551	033553	42	2.27	.140	
1-7/8" O.D.	033712	033714	36	2.72	.145	
2-3/8" O.D.	033952	033954	26	3.65	.154	
2-7/8" O.D.	034282	034284	18	5.79	.203	
3-1/2" O.D.	034287	034289	14	7.58	.216	
4-1/2" O.D.	034477	034479	10	10.79	.237	
6-5/8" O.D.	034502	034504	5	18.97	.280	
8-5/8" O.D.	—	809X00	1	28.55	.322	

### 1-7/8" O.D. Full Weight Posts (Schedule 40) / Nominal wall thickness .145

DESCRIPTION	PART NO.	PIECES PER BUNDLE	WEIGHT EA.	NOTES
6'	033803	36	16.32	

### 2-3/8" O.D. Full Weight Posts (Schedule 40) / Nominal wall thickness .154

DESCRIPTION	PART NO.	PIECES PER BUNDLE	WEIGHT EA.	NOTES
6'	034103	26	21.90	
6' 6"	034104	26	23.73	
7'	034105	26	25.55	
7' 6"	034118	26	27.38	
8'	034107	26	29.20	
8' 6"	034120	26	31.03	
9'	034109	26	32.85	
9' 6"	034121	26	34.68	
10'	034110	26	36.50	
10' 6"	034112	26	38.33	
11' 6"	034122	26	41.98	
12' 6"	034123	26	45.63	
13' 6"	034124	26	49.28	

**SPECIAL NOTE:** Call us for all your special needs: Drilled Posts, Welded Plates, Post Bending, etc.

### 2-7/8" O.D. Full Weight Posts (Schedule 40) / Nominal wall thickness .203

DESCRIPTION	PART NO.	PIECES PER BUNDLE	WEIGHT EA.	NOTES
6'	034333	18	34.74	
9'	034339	18	52.11	
10' 6"	034342	18	60.80	

### 3-1/2" O.D. Full Weight Posts (Schedule 40) / Nominal wall thickness .216

DESCRIPTION	PART NO.	PIECES PER BUNDLE	WEIGHT EA.	NOTES
6' 6"	036938	14	49.27	
7' 6"	036941	14	56.85	
8'	036943	14	60.64	
8' 6"	036948	14	64.40	
9' 6"	036950	14	72.01	
10' 6"	036954	14	79.59	
11' 6"	036959	14	87.17	
12'	036960	14	90.96	
12' 6"	036962	14	94.75	
13' 6"	033244	14	102.33	
14' 6"	036965	14	109.91	

### 4-1/2" O.D. Full Weight Posts (Schedule 40) / Nominal wall thickness .237

DESCRIPTION	PART NO.	PIECES PER BUNDLE	WEIGHT EA.	NOTES
10' 6"	036850	10	107.90	

**SPECIAL NOTE:** Call us for all your special needs: Drilled Posts, Welded Plates, Post Bending, etc.

## Square Tube • Galvanized Pipe

### Square Tube 16 Gauge / Nominal wall thickness .065

DESCRIPTION	PART NO. 24'	WEIGHT PER FT.	NOTES
3/4" SQ	036046	0.61	
1" SQ	037099	0.85	
2" SQ	034966	1.70	

### Square Tube Commercial Weight / Nominal wall thickness .100

DESCRIPTION	PART NO. 24'	WEIGHT PER FT.	NOTES
1-1/4" SQ	038331	1.50	
1-1/2" SQ	038329	1.83	
2" SQ	038346	2.58	

**SPECIAL NOTE:** Call us for all your special needs: Drilled Posts, Welded Plates, Post Bending, etc.

**1-1/4" O.D. Spectra 18 Gauge / Polyester • Nominal wall thickness .047**

DESCRIPTION	PART NO.				PIECES PER BUNDLE	WEIGHT EA.	NOTES
	GREEN	BLACK	BROWN	WHITE			
10' 3" – SE	636121	636122	636123	636124	91	6.51	

**1-1/2" O.D. Posts 18 Gauge / Polyester • Nominal wall thickness .047**

DESCRIPTION	PART NO.				PIECES PER BUNDLE	WEIGHT EA.	NOTES
	GREEN	BLACK	BROWN	WHITE			
6' 6"	676641	676642	676643	—	61	4.94	
7' 6"	636111	636112	636113	636114	61	5.70	
8' 6"	636101	636102	636103	636104	61	6.45	

**1-7/8" O.D. Posts 18 Gauge / Polyester • Nominal wall thickness .047**

DESCRIPTION	PART NO.				PIECES PER BUNDLE	WEIGHT EA.	NOTES
	GREEN	BLACK	BROWN	WHITE			
6' 6"	636131	636132	—	636134	61	7.30	
7' 6"	636141	636142	636143	636144	61	8.50	
8' 6"	636151	636152	—	636154	61	9.27	

## 17 Gauge • Galvanized Tubing

### 1-3/8" O.D. Spectra 17 Gauge / Polyester • Nominal wall thickness .055

DESCRIPTION	PART NO.				PIECES PER BUNDLE	WEIGHT EA.	NOTES
	GREEN	BLACK	BROWN	WHITE			
10' 4" – SE	—	635882	—	635884	91	7.75	

### 1-5/8" O.D. 17 Gauge / Polyester • Nominal wall thickness .055

DESCRIPTION	PART NO.				PIECES PER BUNDLE	WEIGHT EA.	NOTES
	GREEN	BLACK	BROWN	WHITE			
10' 4" – SE	636091	636092	636093	636094	61	9.76	

### 1-5/8" O.D. Posts 17 Gauge / Polyester • Nominal wall thickness .055

DESCRIPTION	PART NO.				PIECES PER BUNDLE	WEIGHT EA.	NOTES
	GREEN	BLACK	BROWN	WHITE			
6'	—	635892	—	—	61	5.70	
7'	—	635912	—	—	61	6.63	

### 1-7/8" O.D. Posts 17 Gauge / Polyester • Nominal wall thickness .055

DESCRIPTION	PART NO.				PIECES PER BUNDLE	WEIGHT EA.	NOTES
	GREEN	BLACK	BROWN	WHITE			
6' 6"	—	635952	—	—	61	8.33	
7' 6"	—	635972	—	—	61	10.13	

### 2-3/8" O.D. Posts 17 Gauge / Polyester • Nominal wall thickness .055

DESCRIPTION	PART NO.				PIECES PER BUNDLE	WEIGHT EA.	NOTES
	GREEN	BLACK	BROWN	WHITE			
6' 6"	636021	636022	636023	636024	37	10.28	
7' 6"	636031	636032	636033	636034	37	11.00	
8' 6"	636051	636052	636053	636054	37	12.50	



**Spectra 16 Gauge / Polyester • Nominal wall thickness .065**

DESCRIPTION	PART NO. BLACK		PIECES PER BUNDLE	WEIGHT PER FT.	NOTES
	21'	24'			
1-3/8" O.D. – SE	650062	—	91	0.84	
1-5/8" O.D. – PE	—	650132	61	1.10	
1-5/8" O.D. – SE	650142	—	61	1.10	
1-7/8" O.D. – PE	650152	650172	61	1.27	
2-3/8" O.D. – PE	650192	650212	37	1.60	

**1-3/8" O.D. Spectra 16 Gauge / Polyester • Nominal wall thickness .065**

DESCRIPTION	PART NO. BLACK	PIECES PER BUNDLE	WEIGHT EA.	NOTES
10' 6" – SE	650052	91	12.18	

**1-5/8" O.D. Spectra 16 Gauge / Polyester • Nominal wall thickness .065**

DESCRIPTION	PART NO. BLACK	PIECES PER BUNDLE	WEIGHT EA.	NOTES
10' 6" – SE	650102	61	11.65	

**1-5/8" O.D. Posts 16 Gauge / Polyester • Nominal wall thickness .065**

DESCRIPTION	PART NO. BLACK	PIECES PER BUNDLE	WEIGHT EA.	NOTES
6'	650432	61	6.89	
7'	650452	61	8.20	
8'	650472	61	9.36	

## 16 Gauge • Galvanized Tubing

### 1-7/8" O.D. Posts 16 Gauge / Polyester • Nominal wall thickness .065

DESCRIPTION	PART NO. BLACK	PIECES PER BUNDLE	WEIGHT EA.	NOTES
6'	650532	61	7.85	
7'	650552	61	9.26	
8'	650572	61	10.66	
9'	650582	61	11.99	

### 2-3/8" O.D. Posts 16 Gauge / Polyester • Nominal wall thickness .065

DESCRIPTION	PART NO. BLACK	PIECES PER BUNDLE	WEIGHT EA.	NOTES
6'	650632	37	10.14	
7'	650652	37	11.81	
8'	650672	37	13.51	
9'	650702	37	15.30	

## Spectra CQ 20

DESCRIPTION	PART NO. BLACK		PIECES PER BUNDLE	WEIGHT PER FT.	NOMINAL WALL THICKNESS	NOTES
	21'	24'				
1-5/8" O.D. – SE	675132	—	61	1.46	.085	
2-3/8" O.D. – PE	—	675322	37	2.29	.095	
2-7/8" O.D. – PE	675402	675412	19	3.25	.110	

## 2-3/8" O.D. CQ 20 Posts / Polyester • Nominal wall thickness .095

DESCRIPTION	PART NO. BLACK	PIECES PER BUNDLE	WEIGHT EA.	NOTES
8' 6"	675792	37	19.55	
10' 6"	675832	37	24.15	

## 2-7/8" O.D. CQ 20 Posts / Polyester • Nominal wall thickness .110

DESCRIPTION	PART NO. BLACK	PIECES PER BUNDLE	WEIGHT EA.	NOTES
7'	675872	19	22.75	
8'	675882	19	26.00	
9'	675892	19	29.25	

## 3-1/2" O.D. CQ 20 Posts / Polyester • Nominal wall thickness .116

DESCRIPTION	PART NO. BLACK	PIECES PER BUNDLE	WEIGHT EA.	NOTES
7' 6"	635122	14	37.35	
8' 6"	635132	14	42.33	

## Commercial Weight • Galvanized Pipe

### 1-11/16" O.D. Commercial Weight Post / Polyester • Nominal wall thickness .090

DESCRIPTION	PART NO. BLACK	PIECES PER BUNDLE	WEIGHT EA.	NOTES
10' 4"	689082	61	17.54	

### 2-3/8" O.D. Commercial Weight Posts / Polyester • Nominal wall thickness .079

DESCRIPTION	PART NO. BLACK	PIECES PER BUNDLE	WEIGHT EA.	NOTES
6' 6"	689292	37	13.58	
7' 6"	689322	37	15.23	
10' 6"	689392	37	20.37	

### 3-1/2" O.D. Commercial Weight Posts / Polyester • Nominal wall thickness .125

DESCRIPTION	PART NO. BLACK	PIECES PER BUNDLE	WEIGHT EA.	NOTES
9' 6"	635142	14	42.85	
10' 6"	635162	14	47.30	

**Spectra Structural / Polyester**

DESCRIPTION	PART NO. BLACK		PIECES PER BUNDLE	WEIGHT PER FT.	NOMINAL WALL THICKNESS	NOTES
	21'	24'				
2-3/8" O.D. – PE	668202	—	21	2.78	.116	

**Spectra DQ 40 / Polyester • Meets ASTM F 1043 Group IC**

DESCRIPTION	PART NO. BLACK		PIECES PER BUNDLE	WEIGHT PER FT.	NOMINAL WALL THICKNESS	NOTES
	21'	24'				
1-5/8" O.D. – PE	695012	695022	61	1.83	.111	
1-7/8" O.D. – PE	695102	695112	61	2.28	.120	
2-3/8" O.D. – PE	695202	695212	37	3.12	.130	
2-7/8" O.D. – PE	595302	695312	19	4.78	.149	

**2-7/8" O.D. DQ 40 Posts / Polyester • Meets ASTM F 1043 Group IC • Nominal wall thickness .149**

DESCRIPTION	PART NO. BLACK	PIECES PER BUNDLE	WEIGHT EA.	NOTES
10' 6"	695872	19	51.58	

# Chain Link - Spectra® Pipe and Tube



## Full Weight • Galvanized Pipe

### Spectra Full Weight / Polyester

DESCRIPTION	PART NO. BLACK		PIECES PER BUNDLE	WEIGHT PER FT.	NOMINAL WALL THICKNESS	NOTES
	21'	24'				
1-5/8" O.D. – PE	685522	—	61	2.27	.140	
2-3/8" O.D. – PE	691012	—	37	3.65	.154	
3-1/2" O.D. – PE	915F00	—	14	7.58	.216	

### 2-3/8" O.D. Full Weight Posts / Polyester • Nominal wall thickness .154

DESCRIPTION	PART NO. BLACK	PIECES PER BUNDLE	WEIGHT EA.	NOTES
6' 6"	689542	37	23.73	
7' 6"	689562	37	27.38	
8' 6"	689582	37	31.03	
10' 6"	689602	37	38.33	
12' 6"	689622	37	45.63	
12' 6"	010537	37	61.15	

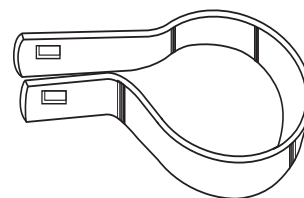
### 3-1/2" O.D. Full Weight Posts / Polyester • Nominal wall thickness .216

DESCRIPTION	PART NO. BLACK	PIECES PER BUNDLE	WEIGHT EA.	NOTES
7' 6"	635192	14	56.85	
8' 6"	635202	14	64.43	
9' 6"	635212	14	72.01	
10' 6"	635222	14	79.59	

## Regular Tension Bands / 14 ga. x 3/4" Pressed Steel – Galvanized

DESCRIPTION	PART NO.	SACK QTY.	WEIGHT EA.	NOTES
1-3/8"	010101	250	.12	
1-5/8"	010102	250	.14	
1-7/8"	010103	250	.15	
2-3/8"	010104	250	.18	
2-7/8"	010105	100	.20	
3-1/2"	010107	100	.23	
4"	010108	100	.24	
4-1/2"	010109	100	.30	


Use 5/16" x 1-1/4" Carriage Bolt – Pt. #010701



## Medium Tension Bands / 12 ga. x 7/8" Pressed Steel – Galvanized

DESCRIPTION	PART NO.	SACK QTY.	WEIGHT EA.	NOTES
1-3/8"	010551	200	.21	
1-5/8"	010552	200	.25	
1-7/8"	010553	200	.26	
2-3/8"	010554	200	.31	
2-7/8"	010555	100	.35	
3-1/2"	010557	100	.41	
4"	010558	100	.46	
4-1/2"	010559	100	.52	
6-5/8"	010560	50	.68	


Use 5/16" x 1-1/4" Carriage Bolt – Pt. #010701



## Beveled Tension Bands / 12 ga. x 7/8" Pressed Steel – Galvanized

DESCRIPTION	PART NO.	SACK QTY.	WEIGHT EA.	NOTES
1-3/8"	010251	250	.19	
1-5/8"	010252	250	.21	
1-7/8"	010253	250	.22	
2-3/8"	010254	250	.26	
2-7/8"	010255	100	.34	
4"	010258	100	.38	
6-5/8"	010260	50	.56	
8-5/8"	010261	50	.84	

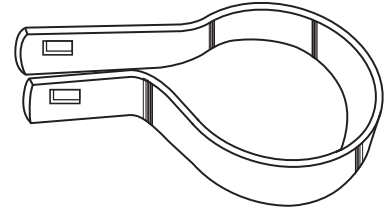
Use 5/16" x 1-1/4" Carriage Bolt – Pt. #010701



## Regular Tension Bands / 14 ga. x 3/4" Pressed Steel – Galvanized

DESCRIPTION	PART NO.	SACK QTY.	WEIGHT EA.	NOTES
1-5/16"	010110	500	.12	
1-3/8"	010101	250	.12	
1-5/8"	010102	250	.14	
1-11/16"	010111	250	.14	
1-7/8"	010103	250	.15	
1-7/8" 4-Pack	010113	25	.60	
2-3/8"	010104	250	.18	
2-7/8"	010105	100	.20	
3-1/2"	010107	100	.23	
4-1/2"	010109	100	.30	
6-5/8"	010112	50	.30	

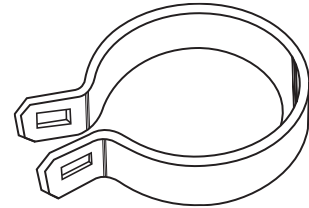
Use 5/16" x 1-1/4" Carriage Bolt – Pt. #010701



## Regular Brace Bands / 12 ga. x 3/4" Pressed Steel – Galvanized

DESCRIPTION	PART NO.	SACK QTY.	WEIGHT EA.	NOTES
1-5/16"	010316	500	.13	
1-3/8"	010301	250	.13	
1-5/8"	010302	250	.15	
1-11/16"	010317	300	.15	
1-7/8"	010303	250	.18	
2-3/8"	010304	250	.21	
2-7/8"	010305	100	.24	
3-1/2"	010307	100	.30	
4-1/2"	010309	100	.36	

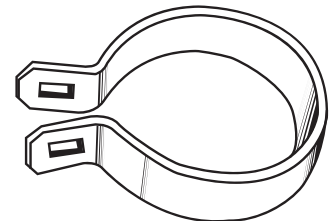
Use 5/16" x 1-1/4" Carriage Bolt – Pt. #010701



## Medium Brace Band / 12 ga. x 7/8" Pressed Steel – Galvanized

DESCRIPTION	PART NO.	SACK QTY.	WEIGHT EA.	NOTES
6-5/8"	010660	50	.65	

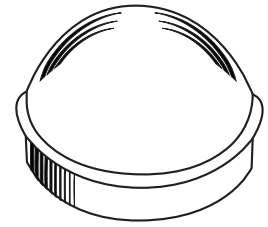
Use 5/16" x 1-1/4" Carriage Bolt – Pt. #010701





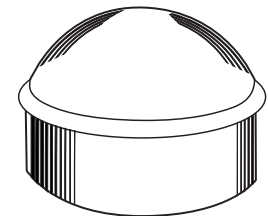
## Caps, Heavy / Die-Cast Aluminum

DESCRIPTION	PART NO.	SACK QTY.	WEIGHT EA.	NOTES
1-3/8"	011301	350	.06	
1-5/8"	011302	350	.09	
1-7/8"	011303	250	.10	
1-7/8" UPC	087009	100	.06	
2-3/8"	011304	150	.14	
2-7/8"	011315	150	.20	
3-1/2"	011316	150	.20	
4-1/2"	011313	4	.56	
6-5/8"	011319	4	.56	



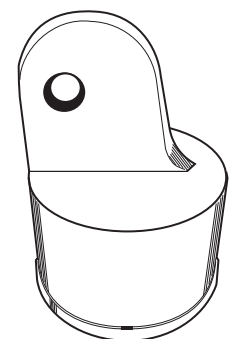
## Caps / Pressed Steel – Galvanized

DESCRIPTION	PART NO.	SACK QTY.	WEIGHT EA.	NOTES
1-5/8"	011602	250	.13	
1-7/8"	011603	200	.16	
2-3/8"	011604	125	.23	
2-7/8"	011605	100	.31	
3-1/2"	011607	25	.49	
4-1/2"	011609	25	.89	
6-5/8"	011610	10	1.44	



## MTO Line Post Cap / Die-Cast Aluminum

DESCRIPTION	PART NO.	SACK QTY.	WEIGHT EA.	NOTES
2-3/8"	011326	100	.20	

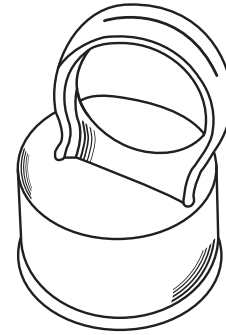


## MTQ Line Post Cap / Pressed Steel – Galvanized

DESCRIPTION	PART NO.	SACK QTY.	WEIGHT EA.	NOTES
2-3/8"	012007	330	.20	

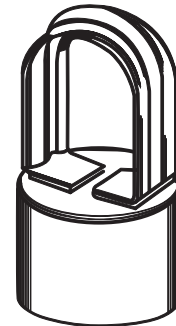
## Eye Tops / Die-Cast Aluminum

DESCRIPTION	PART NO.	SACK QTY.	WEIGHT EA.	NOTES
1-1/2" x 1-1/4"	011914	100	.16	
1-7/8" x 1-5/16"	011910	100	.16	
1-5/8" x 1-3/8"	011901	200	.08	
1-5/8" x 1-3/8" UPC	087012	100	.11	
1-7/8" x 1-3/8"	011902	100	.12	
1-7/8" x 1-5/8"	011903	100	.13	
2-3/8" x 1-5/8"	011904	100	.16	
1-7/8" x 1-11/16"	011911	100	.17	
1-11/16" x 1-11/16"	011917	250	.51	
2-3/8" x 1-11/16"	011912	100	.25	
2-7/8" x 1-11/16"	011916	75	.35	
3-1/2" x 1-11/16"	012008	25	.77	




## Eye Tops - Dura Top / Pressed Steel – Galvanized

DESCRIPTION	PART NO.	SACK QTY.	WEIGHT EA.	NOTES
1-5/8" x 1-3/8"	012250	100	.20	
1-7/8" x 1-3/8"	012251	100	.23	
1-7/8" x 1-5/8"	012260	100	.25	



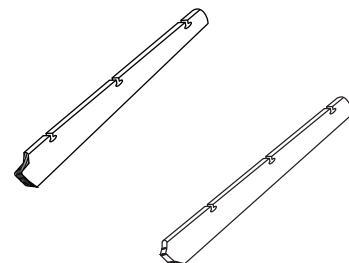
## Eye Tops - Standard / Pressed Steel – Galvanized

DESCRIPTION	PART NO.	SACK QTY.	WEIGHT EA.	NOTES
1-5/8" x 1-5/8"	012252	100	.51	
1-7/8" x 1-5/8"	012253	100	.53	
2-3/8" x 1-5/8"	012254	50	.64	
2-7/8" x 1-5/8"	012255	50	1.02	



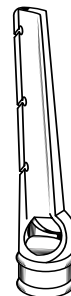
## Extension Arm Only / Pressed Steel – Galvanized

DESCRIPTION	PART NO.	SACK QTY.	WEIGHT EA.	NOTES
With S Slot	013103	50	.89	
S Slot Notched for V-Arm	013104	50	.75	



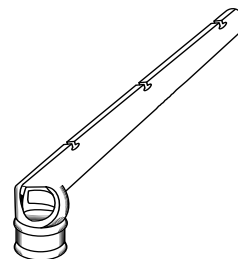
## Barb Wire Arms Upright / Pressed Steel – Galvanized

DESCRIPTION	PART NO.	SACK QTY.	WEIGHT EA.	NOTES
1-7/8" x 1-5/8"	013123	25	1.50	
2-3/8" x 1-5/8"	013124	25	1.60	
2-3/8" x 1-11/16"	036304	25	1.00	



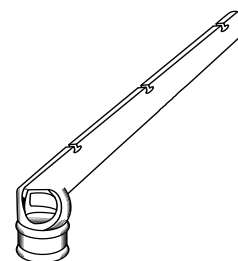
## Barb Wire Arms 45° / One-Piece Line Arm • Aluminum

DESCRIPTION	PART NO.	SACK QTY.	WEIGHT EA.	NOTES
2-3/8" x 1-11/16"	036302	25	0.92	
2-7/8" x 1-11/16"	036305	25	1.52	



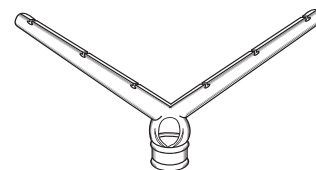
## Barb Wire Arms 45° / One-Piece Line Arm • Pressed Steel – Galvanized

DESCRIPTION	PART NO.	SACK QTY.	WEIGHT EA.	NOTES
1-7/8" x 1-5/8"	013108	25	1.43	
2-3/8" x 1-5/8"	013109	25	1.53	
2-7/8" x 1-5/8"	013129	25	1.89	



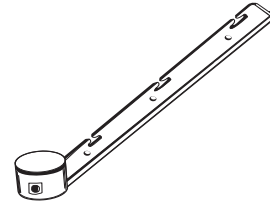
## Barb Wire V-Arms / One-Piece Line Arm 6-Strand • Pressed Steel – Galvanized

DESCRIPTION	PART NO.	SACK QTY.	WEIGHT EA.	NOTES
2-3/8" x 1-5/8"	013122	15	2.28	
2-7/8" x 1-5/8"	013126	15	3.00	



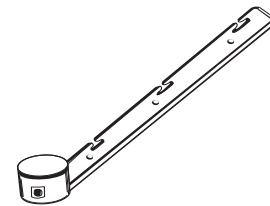
## Corner Arm 45° / Aluminum

DESCRIPTION	PART NO.	SACK QTY.	WEIGHT EA.	NOTES
3-1/2"	036315	12	5.50	



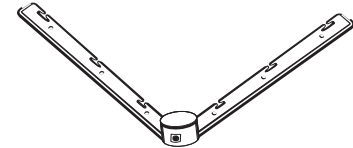
## Corner Arms 45° / Pressed Steel – Galvanized

DESCRIPTION	PART NO.	SACK QTY.	WEIGHT EA.	NOTES
2-7/8"	013381	5	3.50	
3-1/2"	036316	12	3.60	



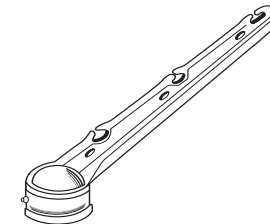
## Corner V-Arms / 6-Strand • Pressed Steel – Galvanized

DESCRIPTION	PART NO.	SACK QTY.	WEIGHT EA.	NOTES
2-7/8"	013391	5	6.30	
3-1/2"	036318	5	6.68	



## Corner Arms 45° / Malleable Iron – Galvanized

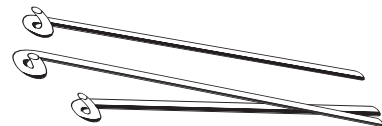
DESCRIPTION	PART NO.	SACK QTY.	WEIGHT EA.	NOTES
2-7/8"	013302	5	4.46	
3-1/2"	036317	12	5.50	



## E-Z Aluminum Ties

DESCRIPTION	PART NO.	PER CASE	CASE WEIGHT	NOTES
(2-3/8") 8-1/4", 9 ga.	023527	1700	28.00	

**NOTE:** Sold only in full bags of 100 pieces.



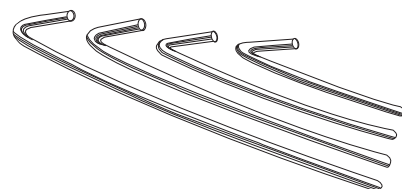
## Aluminum Ties

DESCRIPTION	PART NO.	PER CASE	CASE WEIGHT	NOTES
(1-7/8") 6-1/2", 11 ga. No. 33	023555	5600	50.00	
(1-7/8") 6-1/2", 9 ga. No. 13	023552	3700	47.00	
(2-3/8") 8-1/4", 9 ga. No. 16	023553	3100	48.00	
(2-7/8") 10-1/2", 9 ga.	023558	2000	39.40	

**NOTE:** Sold only in full bags of 100 pieces.

(1-7/8") 6-1/2", 11 ga. UPC	036321	50 per bag	0.50 per bag
-----------------------------	--------	------------	--------------


**NOTE:** Sold only in full bags of 50 pieces.



## E-Z Twist Ties / 1.2oz. Steel • 9 ga.

DESCRIPTION	PART NO.	CASE WEIGHT PER 500	CASE WEIGHT PER 1000	NOTES
(1-5/8")	002178	24.00	48.00	
(2-3/8")	023567	29.00	56.00	
9 ga. E-Z Twist Tie Tool	070260	1.00 each		

**NOTE:** Sold only in full boxes.



## Aluminum Clips

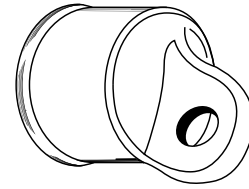
DESCRIPTION	PART NO.	PER CASE	CASE WEIGHT	NOTES
8"	012058	3000	37.00	
9"	012059	3000	40.11	
11"	012060	1500	26.00	
8"	012062	100	1.23	
9"	012063	100	1.40	
11"	012064	100	1.70	

**NOTE:** Sold only in full boxes.



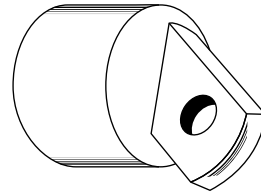
## Rail Ends / Die-Cast Aluminum

DESCRIPTION	PART NO.	SACK QTY.	WEIGHT EA.	NOTES
1-1/4"	012303	500	.20	
1-5/16"	012304	250	.10	
1-3/8"	012301	500	.10	
1-5/8"	012302	250	.16	
1-11/16"	012305	250	.18	



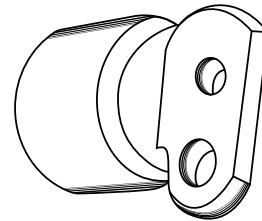
## Rail Ends / Pressed Steel – Galvanized

DESCRIPTION	PART NO.	SACK QTY.	WEIGHT EA.	NOTES
1-3/8"	012515	100	.21	
1-5/8"	012506	100	.33	
1-7/8"	012508	50	.39	



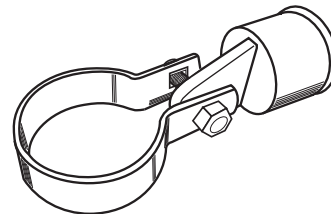
## Rail End 2-Hole / Pressed Steel – Galvanized

DESCRIPTION	PART NO.	SACK QTY.	WEIGHT EA.	NOTES
1-5/8"	012507	100	.48	



## Rail End Assemblies / Die-Cast Aluminum

DESCRIPTION	PART NO.	SACK QTY.	WEIGHT EA.	NOTES
1-1/4" x 1-7/8"	012306	100	.50	
1-3/8" x 1-7/8"	005690	25	.50	



## Brace or End Rail Clamps / Pressed Steel – Galvanized

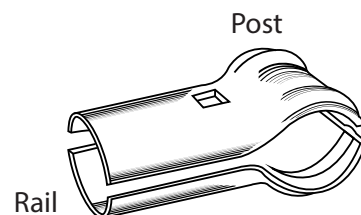
Sizes: post first - rail second.

DESCRIPTION	PART NO.	SACK QTY.	WEIGHT EA.	NOTES
1-3/8" x 1-3/8"	015501	100	0.32	
1-7/8" x 1-3/8"	015506	100	0.50	

Use 5/16" x 2" Carriage Bolt – Pt. #010715

1-5/8" x 1-5/8"	015503	100	0.50	
1-7/8" x 1-5/8"	015504	100	0.54	
2-3/8" x 1-5/8"	015505	50	0.65	
2-7/8" x 1-5/8"	015508	50	0.76	

Use 5/16" x 2-1/4" Carriage Bolt – Pt. #010716



## Line Rail Clamps / Pressed Steel – Galvanized

Sizes: post first - rail second.

DESCRIPTION	PART NO.	SACK QTY.	WEIGHT EA.	NOTES
1-3/8" x 1-3/8"	015530	50	0.56	
1-5/8" x 1-3/8"	015531	50	0.58	
1-7/8" x 1-3/8"	015532	50	0.72	

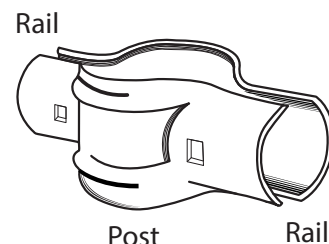
Use 5/16" x 2" Carriage Bolt – Pt. #010715

1-5/8" x 1-5/8"	015534	50	0.60	
1-7/8" x 1-5/8"	015535	50	0.73	
2-3/8" x 1-5/8"	015536	50	0.80	
2-7/8" x 1-5/8"	015538	50	1.00	

Use 5/16" x 2-1/2" Carriage Bolt – Pt. #010718


2-3/8" x 1-11/16"	036357	50	0.80	
3-1/2" x 1-11/16"	037079	100	1.06	

Use 5/16" x 2-1/2" Carriage Bolt – Pt. #010718



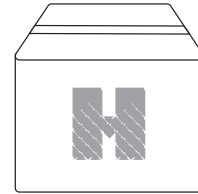
## End Post Hardware for 4' H/5' H Fence / Galvanized – Steel

DESCRIPTION	PART NO.	SACK QTY.	WEIGHT EA.	NOTES
1-7/8" x 1-3/8"	037052	12	1.20	



## Corner Post Hardware for 4' H/5' H Fence / Galvanized – Steel

DESCRIPTION	PART NO.	SACK QTY.	WEIGHT EA.	NOTES
1-7/8" x 1-3/8"	037053	8	2.50	



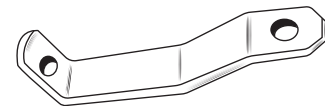
## Sleeves / Galvanized – Steel

DESCRIPTION	PART NO.	SACK QTY.	WEIGHT EA.	NOTES
1-3/8" x 6"	012601	100	.39	
1-5/8" x 6"	012602	50	.53	
1-5/8" x 7"	012603	50	.61	
1-11/16" x 7"	012020	50	.81	
1-7/8" x 6"	012604	50	.57	



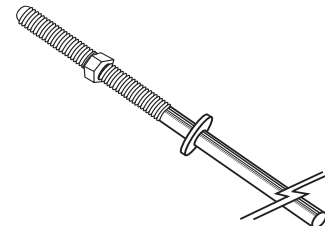
## Truss Tightener / Pressed Steel – Galvanized

DESCRIPTION	PART NO.	SACK QTY.	WEIGHT EA.	NOTES
Industrial	018101	100	.45	



## Threaded Truss Rod / 3/8" Diameter with Nut • Galvanized – Steel

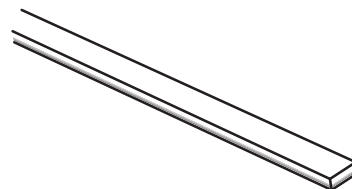
DESCRIPTION	PART NO.	SACK QTY.	WEIGHT EA.	NOTES
10' 6"	017901	25	3.95	





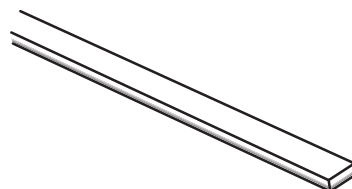
## Tension Bars 3/16" x 5/8" / Galvanized – Steel

DESCRIPTION	PART NO.	SACK QTY.	WEIGHT EA.	NOTES
46"	013603	25	1.53	
58"	013604	25	1.92	
70"	013605	25	2.32	
82"	036978	25	2.06	
94"	036979	25	2.37	
118"	036980	25	2.97	
216"	036982	25	5.44	



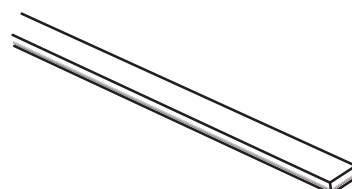
## Tension Bars 3/16" x 3/4" / Galvanized – Steel

DESCRIPTION	PART NO.	SACK QTY.	WEIGHT EA.	NOTES
46"	013703	25	1.83	
58"	013704	25	2.31	
70"	013705	25	2.79	
82"	013706	25	3.27	
94"	013707	25	3.74	
118"	013709	25	4.70	
142"	013710	25	5.66	
216"	036983	25	6.85	



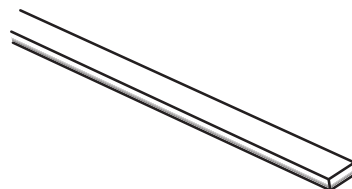
## Tension Bars 1/2" / Galvanized – Steel

DESCRIPTION	PART NO.	SACK QTY.	WEIGHT EA.	NOTES
46"	036972	25	1.04	
58"	036974	25	1.41	
70"	036976	25	1.86	



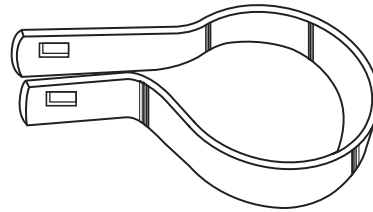
## Tension Bars 1/2" / Fiberglass

DESCRIPTION	PART NO.	SACK QTY.	WEIGHT EA.	NOTES
46"	036973	25	0.50	
58"	036975	25	0.50	
70"	036977	25	0.52	



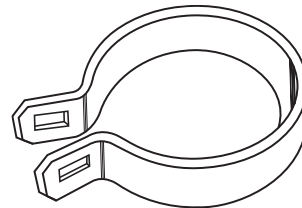
## Regular Tension Bands / 14 ga. x 3/4" Pressed Steel – Galvanized • Polyester

DESCRIPTION	PART NO.				BOX QTY.	WEIGHT EA.	NOTES
	GREEN	BLACK	BROWN	WHITE			
1-3/8"	—	600012	—	600014	50	.12	
1-5/8"	—	600022	—	—	50	.14	
1-7/8"	600031	600032	600033	600034	50	.16	
1-7/8" 4-Pack	—	689812	689813	689814	25	.50	
2-3/8"	600041	600042	600043	600044	50	.18	
2-7/8"	—	600052	—	—	50	.22	
3-1/2"	—	676592	—	—	150	.26	
4-1/2"	—	689792	—	—	100	.50	



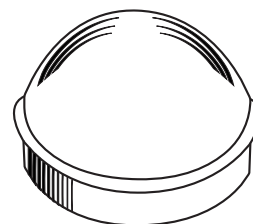
## Regular Brace Bands / 14 ga. x 3/4" Pressed Steel – Galvanized • Polyester

DESCRIPTION	PART NO.				BOX QTY.	WEIGHT EA.	NOTES
	GREEN	BLACK	BROWN	WHITE			
1-5/8"	—	600822	—	—	50	.15	
1-7/8"	600831	600832	600833	600834	50	.18	
2-3/8"	—	600842	600843	600844	50	.21	
2-7/8"	—	600852	—	—	50	.26	
3-1/2"	—	689832	—	—	150	.34	




## Caps, Heavy / Heavy Die-Cast Aluminum • Polyester

DESCRIPTION	PART NO.				BOX QTY.	WEIGHT EA.	NOTES
	GREEN	BLACK	BROWN	WHITE			
1-3/8"	—	601912	—	—	100	.06	
1-5/8"	—	601922	—	—	100	.09	
1-7/8"	601931	601932	601933	634174	100	.10	
2-3/8"	601941	601942	601943	634184	100	.14	
2-7/8"	—	603032	—	—	100	.30	



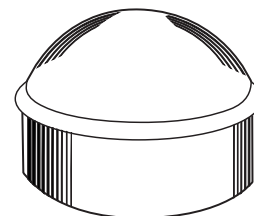
## Acorn Cap / Die-Cast Aluminum • Polyester

DESCRIPTION	PART NO.				SACK QTY.	WEIGHT EA.	NOTES
	GREEN	BLACK	BROWN	WHITE			
1-7/8"	—	634222	—	—	100	.16	



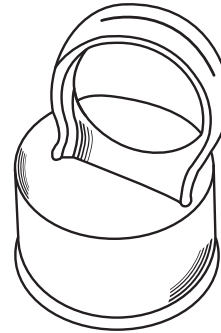
## Caps / Pressed Steel – Galvanized • Polyester

DESCRIPTION	PART NO.				BOX QTY.	WEIGHT EA.	NOTES
	GREEN	BLACK	BROWN	WHITE			
2-3/8"	—	602392	—	—	25	.44	
2-7/8"	—	602402	—	—	25	.39	
3-1/2"	—	634202	—	—	100	.20	



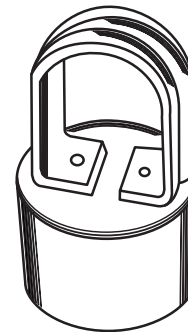
## Eye Tops / Die-Cast Aluminum • Polyester

DESCRIPTION	PART NO.				BOX QTY.	WEIGHT EA.	NOTES
	GREEN	BLACK	BROWN	WHITE			
1-5/8" x 1-3/8"	—	603012	—	—	50	.09	
1-7/8" x 1-3/8"	—	603022	—	—	50	.15	
2-3/8" x 1-5/8"	—	603042	—	—	50	.34	
1-7/8" x 1-11/16"	634291	634292	634293	634294	50	.34	



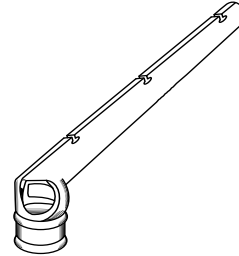
## Eye Tops - Standard / Pressed Steel – Galvanized • Polyester

DESCRIPTION	PART NO.				BOX QTY.	WEIGHT EA.	NOTES
	GREEN	BLACK	BROWN	WHITE			
1-1/2" x 1-1/4"	634271	634272	—	634274	400	.15	
1-7/8" x 1-5/8"	—	603922	—	—	25	.54	
2-3/8" x 1-5/8"	—	603932	—	634324	25	.61	
2-3/8" x 1-11/16"	634331	634332	370263	—	25	.25	



## Barb Arm Breakaway 45° / One-Piece Line Arm 3-Strand • Pressed Steel – Galvanized • Polyester


DESCRIPTION	PART NO.				SACK QTY.	WEIGHT EA.	NOTES
	GREEN	BLACK	BROWN	WHITE			
2-3/8" x 1-11/16"	—	634492	—	—	25	1.20	



## Steel Ties with Hook / Heavy Mil

DESCRIPTION	PART NO.				CASE QTY.	CASE WEIGHT	NOTES
	GREEN	BLACK	BROWN	WHITE			
6-1/2" 11 ga.	625621	625622	625623	—	2000	30.00	
6-1/2" 9 ga.	—	625682	—	—	1000	19.00	
8-1/4" 9 ga.	—	634092	—	634094	3100	62.00	
8-1/2" 9 ga.	—	625702	—	—	1000	29.00	


**NOTE:** Sold only in full bags of 100 pieces.



## Straight Steel Ties / Heavy Mil

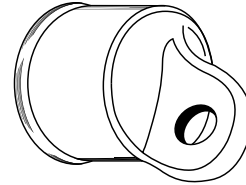
DESCRIPTION	PART NO.				BAG QTY.	BAG WEIGHT	NOTES
	GREEN	BLACK	BROWN	WHITE			
6-1/2" 11 ga.	690331	690332	—	690334	50	0.75	
8-1/4"	636531	636532	636533	636534	100	1.36	
9"	636541	636542	636543	636544	100	1.54	

**NOTE:** Sold only in full bags.



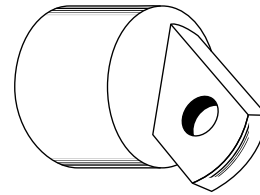
## Rail Ends / Die-Cast Aluminum • Polyester

DESCRIPTION	PART NO.				BOX QTY.	WEIGHT EA.	NOTES
	GREEN	BLACK	BROWN	WHITE			
1-3/8"	—	606312	—	—	50	.13	
1-5/8"	—	606322	—	—	50	.16	



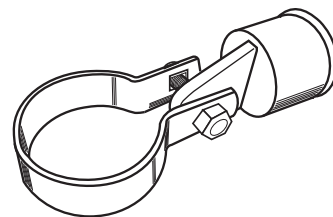
## Rail Ends / Pressed Steel – Galvanized • Polyester

DESCRIPTION	PART NO.				BOX QTY.	WEIGHT EA.	NOTES
	GREEN	BLACK	BROWN	WHITE			
1-1/4"	634421	634422	—	—	50	.12	
1-3/8"	—	634432	—	—	50	.13	
1-5/8"	634441	606912	370243	634444	50	.27	
1-11/16"	—	634452	—	—	50	.27	



## Rail End Assemblies / Die-Cast Aluminum • Polyester

DESCRIPTION	PART NO.				BOX QTY.	WEIGHT EA.	NOTES
	GREEN	BLACK	BROWN	WHITE			
1-1/4" x 1-7/8"	634461	634462	370203	634464	50	.50	
1-3/8" x 1-7/8"	—	635062	—	—	50	.50	

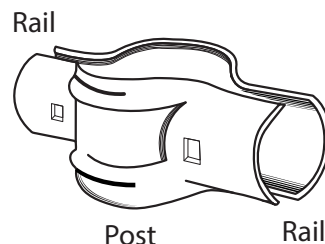


## Line Rail Clamp / Pressed Steel – Galvanized • Polyester

Sizes: post first - rail second.

DESCRIPTION	PART NO.				BOX QTY.	WEIGHT EA.	NOTES
	GREEN	BLACK	BROWN	WHITE			
2-3/8" x 1-5/8"	—	636352	—	—	50	0.80	

Use 5/16" x 2-1/2" Carriage Bolt – Pt. #010718



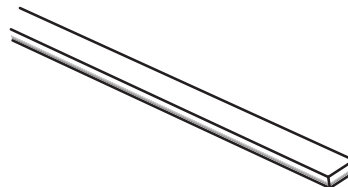
## Sleeves / Pressed Steel – Galvanized • Polyester

DESCRIPTION	PART NO.				BOX QTY.	WEIGHT EA.	NOTES
	GREEN	BLACK	BROWN	WHITE			
1-5/8" x 6"	—	607122	—	—	25	.57	
1-11/16" x 6"	—	634482	—	—	50	.62	



## Tension Bars 3/16" x 1/2" / Fiberglass • Polyester

DESCRIPTION	PART NO.				BOX QTY.	WEIGHT EA.	NOTES
	GREEN	BLACK	BROWN	WHITE			
46"	635261	635662	635263	635264	25	.37	
58"	635681	635682	635683	635684	25	.46	
70"	—	635702	—	—	25	.56	



## Tension Bars 3/16" x 5/8" / Fiberglass • Polyester

DESCRIPTION	PART NO.				BOX QTY.	WEIGHT EA.	NOTES
	GREEN	BLACK	BROWN	WHITE			
46"	636501	636502	636503	636504	25	.45	
58"	636511	636512	636513	636514	25	.59	
70"	636521	636522	636523	636524	25	.72	

## Tension Bars 3/16" x 5/8" / Steel • Polyester

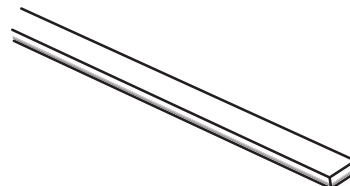
DESCRIPTION	PART NO.				BOX QTY.	WEIGHT EA.	NOTES
	GREEN	BLACK	BROWN	WHITE			
46"	—	635252	—	635254	25	1.04	
58"	—	635672	—	635674	25	1.30	
70"	—	635692	—	635694	25	1.56	
82"	—	635752	—	—	25	3.25	
94"	—	635762	—	—	25	3.73	

## Tension Bars 3/16" x 3/4" / Steel • Polyester

DESCRIPTION	PART NO.				BOX QTY.	WEIGHT EA.	NOTES
	GREEN	BLACK	BROWN	WHITE			
46"	—	635792	—	—	25	1.45	
58"	—	635802	—	—	25	1.84	
70"	—	635812	—	—	25	2.22	
94"	—	635832	—	—	25	2.98	
118"	—	635842	—	—	25	4.49	

## Tension Bars 3/16" x 3/4" / Steel • Heavy Mil

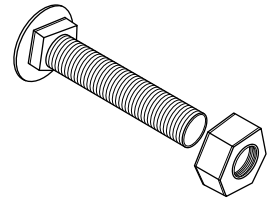
DESCRIPTION	PART NO.				BOX QTY.	WEIGHT EA.	NOTES
	GREEN	BLACK	BROWN	WHITE			
142"	—	482472	—	—	25	4.50	





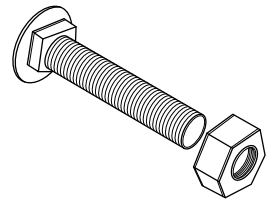
## Carriage Bolts / With Nut, Galvanized – Steel

DESCRIPTION	PART NO.	PER CASE	WEIGHT EA.	NOTES
5/16" x 1-1/4"	010701	2000	.039	
5/16" x 1-1/4" UPC	036320	1000	.039	
5/16" x 1-1/2"	010702	1000	.045	
5/16" x 2-1/2"	010718	1000	.059	
3/8" x 2-1/4"	010707	1000	.084	
3/8" x 2-1/2"	010708	1000	.090	
3/8" x 3"	010710	1000	.101	
3/8" x 3-1/2"	010712	1000	.112	



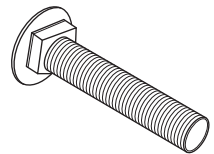
## Carriage Bolts / With Nut, Ungalvanized – Steel

DESCRIPTION	PART NO.	PER CASE	WEIGHT EA.	NOTES
5/16" x 1-1/4"	012057	1000	.039	
5/16" x 1-1/2"	012102	1000	.045	



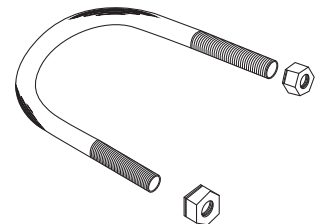
## Carriage Bolts / Galvanized – Steel

DESCRIPTION	PART NO.	PER CASE	WEIGHT EA.	NOTES
5/16" x 1-1/4"	010711	1000	.035	
5/16" x 1-1/2"	010713	1000	.040	



## U Bolts / With Nut, Galvanized – Steel

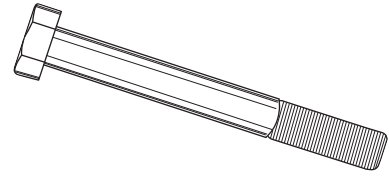
DESCRIPTION	PART NO.	PER SACK	WEIGHT EA.	NOTES
1-7/8" OD x 1/2"	010751	50	.50	
2-7/8" OD x 1/2"	010753	50	.60	
4" OD x 1/2"	010755	50	.67	
4-1/2" OD x 1/2"	010756	50	.83	
6-5/8" OD x 5/8"	010757	50	1.84	



**Note:** Not for cantilever gate rollers.

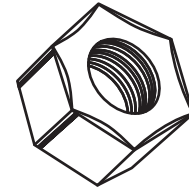
## Hex Head Bolt / Galvanized - Steel

DESCRIPTION	PART NO.	PER CASE	WEIGHT EA.	NOTES
5/8" x 6"	000X23	50	.050	



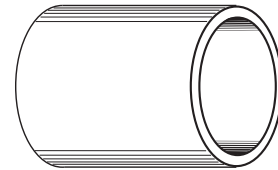
## Hex Nuts / Galvanized - Steel

DESCRIPTION	PART NO.	PER SACK	WEIGHT EA.	NOTES
1/4"	010791	100	.007	
5/16"	010792	100	.011	
3/8"	010793	100	.016	
1/2"	010795	100	.035	



## Lug / Galvanized - Steel

DESCRIPTION	PART NO.	PER CASE	WEIGHT EA.	NOTES
3/4" x 1-1/4"	012029	200	.300	



## S Hook / Galvanized - Steel

DESCRIPTION	PART NO.	PER CASE	WEIGHT EA.	NOTES
3"	513867	20	.100	




## Eye Bolts / With Nut, Galvanized - Steel

DESCRIPTION	PART NO.	PER SACK	WEIGHT EA.	NOTES
5/16" x 4" with 5/8" eye	010740	100	.01	
1/4" x 5" with 5/8" eye	010749	100	.50	



## Turnbuckles / Eye and Eye • Zinc Plated Steel End Fittings

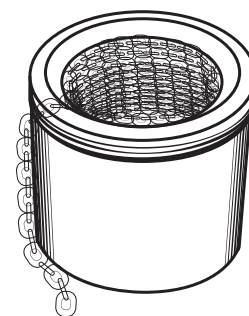
DESCRIPTION	PART NO.	PER SACK	WEIGHT EA.	NOTES
3/8" x 6" Malleable body	013451	100	.50	
3/8" x 6" Aluminum body	013452	100	.36	



## Hold Open Chains / Galvanized – Steel

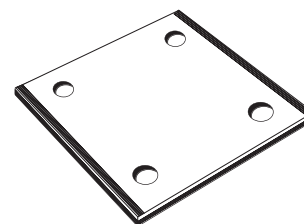
DESCRIPTION	PART NO.	CHAIN LENGTH	WEIGHT EA.	NOTES
24"	012041	2'	0.50	
1/4" x 1-1/4"	012040	100'	0.50	

**NOTE:** Do not use for overhead lifting.



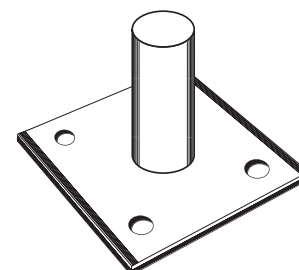
## Floor Flanges / Galvanized Steel • Weld-on type with 11/16" holes

DESCRIPTION	PART NO.	PER SACK	WEIGHT EA.	NOTES
4" x 4" x 1/4" galv.	010873	10	0.89	
3" x 6" x 1/4" galv.	010867	25	1.10	
4" x 6" x 1/4" galv.	010872	10	1.16	
6" x 6" x 1/4" galv.	010868	10	2.50	
8" x 8" x 1/4" galv.	010869	10	4.56	
3" x 8" x 5/16" galv.	012031	50	2.06	
12" x 12" x 1/2" galv.	012033	2	20.28	



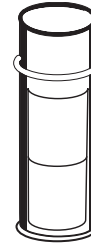
## Painted Flange / Weld-on type with 11/16" holes

DESCRIPTION	PART NO.	PER SACK	WEIGHT EA.	NOTES
For 1-7/8" Post	012034	1	4.17	



## Protective Coatings / Aerosol Spray Can

DESCRIPTION	PART NO.	PER CASE	WEIGHT EA.	NOTES
Cold Zinc Compound 500mL	517Y00	6	3.00	
Cold Galvanize, 14 oz. - dull gray color	012321	12	1.25	
Zinc Brite, 12.5 oz. - bright silver color	036412	12	1.00	
Silver Paint, 12.5 oz.	012320	12	1.25	



## Protective Coatings / Gallon Can

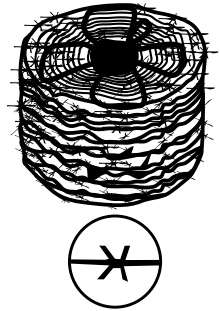
DESCRIPTION	PART NO.	PER CASE	WEIGHT EA.	NOTES
Zinc Brite, 1 gal. - bright silver color	036413	6	24.00 lb.	



## Barb Wire, Spec / Class 3 Galvanized • Meets ASTM A 121

DESCRIPTION	PART NO.	QTY. PER REEL	WEIGHT EA.	NOTES
4 pt. 12-1/2 ga. 5" Barb Spacing	013526	1320'	88.00	

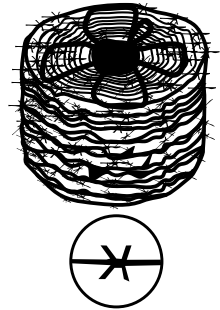
**NOTE:** Sold only in full reels. 1320' = 80 Rods



## Domestic Barb Wire / 12-1/2 ga.

DESCRIPTION	PART NO.	QTY. PER REEL	WEIGHT EA.	NOTES
Canadian Standard	036310	1320'	82.00	
Canadian Class 3 Hwy Spec	036311	1320'	88.00	

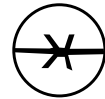
**NOTE:** Sold only in full reels. 1320' = 80 Rods



## Barb Wire / Class 3

DESCRIPTION	PART NO.	QTY. PER REEL	WEIGHT EA.	NOTES
4 pt. 12-1/2 ga. 5" Barb Spacing	036313	1320'	84.00	

**NOTE:** Sold only in full reels. 1320' = 80 Rods



## Barbed Obstacle Wire / Barbed Tape with .098" Galvanized Core Wire .80 oz./ft<sup>2</sup> Zinc Coating

DESCRIPTION	PART NO.	COIL LENGTH.	COIL WEIGHT	NOTES
18" diam. Single Coil - 33 Loops	013513	50'	12.00	
18" diam. Maze Wire - 31 Loops	013535	15'	12.00	

**NOTE:** Sold only in full coils. Bulk packaging - 5 coils per box.

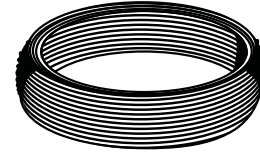
**LIMITATIONS:** The manufacturer recommends the installation of barbed tape obstacle on fences or walls that have a minimum height of 7 feet; or installed in such a manner as to avoid contact by all pedestrian traffic.



## Hi-Tensile Tension Wire

DESCRIPTION	PART NO.	FT. PER LB.	COIL WEIGHT	NOTES
12-1/2 ga.	023546	38'	100.00	
14 ga.	023549	58'	100.00	

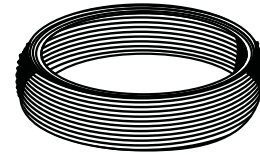
**NOTE:** Sold only in full coils. Weights are approximate.



## Tension Wire 1.2 oz.

DESCRIPTION	PART NO.	FT. PER LB.	COIL WEIGHT	NOTES
6 ga.	037018	10'	--varies--	
6 ga. - 500' coil	037010	10'	50.00	
9 ga.	037020	18'	--varies--	
9 ga. - 900' coil	037016	18'	50.00	
9 ga. - 100' coil	534040	33'	3.00	
11 ga.	037022	33'	--varies--	
11 ga. UPC - 100' coil	036319	33'	3.00	

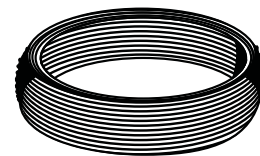
**NOTE:** Sold only in full coils. Weights are approximate.



## Tension Wire, 2.0 oz.

DESCRIPTION	PART NO.	FT. PER LB.	COIL WEIGHT	NOTES
6 ga. - 500' coil	037028	10'	50.00	


**NOTE:** Sold only in full coils. Weights are approximate.



## Barbless Wire / Class 1 Galvanized

DESCRIPTION	PART NO.	QTY. PER REEL	REEL WEIGHT	NOTES
12-1/2 ga.	013531	1320'	62.00	
14 ga.	013532	1320'	44.00	


**NOTE:** Sold only in full reels.



## Hog Rings / Class 3 • Steel - Zinc Coating • Meets ASTM F 626

DESCRIPTION	PART NO.	QTY. PER LB.	CASE WEIGHT	NOTES
12-1/2 ga. .80	023601	224	25.00	
9 ga. .90	023602	80	25.00	

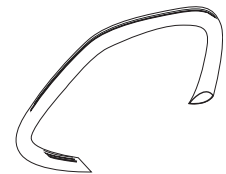
**NOTE:** Weights are approximate.



## Hog Rings

DESCRIPTION	PART NO.	QTY. PER LB.	CASE WEIGHT	NOTES
12-1/2 ga. UPC	036322	50	22.50	

**NOTE:** Weights are approximate.



## Hog Rings / Meets ASTM F 626

DESCRIPTION	PART NO.	QTY. PER LB.	CASE WEIGHT	NOTES
9 ga. Aluminum	023621	264	10.00	


**NOTE:** Weights are approximate.

## Malco Hog Rings / Class 3 • Galvanized Steel • Meets ASTM A 641

DESCRIPTION	PART NO.	QTY. PER LB.	BOX WEIGHT	NOTES
9 ga.	257100	500	2.00	
Malco Hog Ring Plier	661C00	N/A	2.90/ea	

**NOTE:** Malco hog rings and pliers cannot be used with non-Malco hog rings or hog ring tools

**NOTE:** Weights are approximate.



## Bottom Wire Ties / Steel

DESCRIPTION	PART NO.	QUANTITY	WEIGHT	NOTES
3-1/2" 16 ga. - coil	011228	2500 per coil	8.00	

**NOTE:** Sold only in full coils of 2,500 pieces.

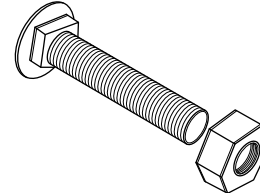
3-1/2" 16 ga. - bag	012065	100 per bag	0.46	
---------------------	--------	-------------	------	--

**NOTE:** Sold only in full bags of 100 pieces.



## Carriage Bolts - Spectra / With Nut, Steel • Polyester

DESCRIPTION	PART NO.				QTY. BOX	BOX WEIGHT	NOTES
	GREEN	BLACK	BROWN	WHITE			
5/16" x 1-1/4"	—	622012	—	—	100	6.00	
5/16" x 1-1/2"	—	000T21	—	—	100	4.42	

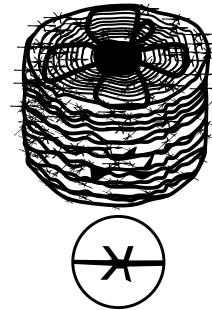


## Barb Wire - Spectra / Zinc Coated Steel • Polymer Coating Extruded PVC

Meets ASTM F 1665 Class 1  
Type 1 (Standard)

DESCRIPTION	PART NO.				QTY. PER REEL	REEL WEIGHT	NOTES
	GREEN	BLACK	BROWN	WHITE			
4 pt. 5" Barb Spacing	—	481572	—	—	1320'	70.00	

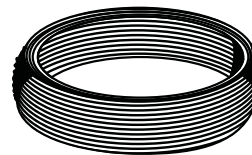
**NOTE:** Sold only in full reels.



## Tension Wire

DESCRIPTION	PART NO.				COIL WEIGHT	NOTES
	GREEN	BLACK	BROWN	WHITE		
9 ga.	—	490S00	—	—	50.00	

**NOTE:** Sold only in full coils. Weights and feet per pound are approximate.

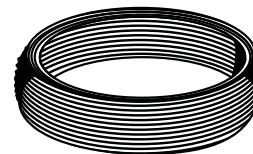




## Tension Wire / Heavy Mil

DESCRIPTION	PART NO.				FT. PER LB.	COIL WEIGHT	NOTES
	GREEN	BLACK	BROWN	WHITE			
6 ga. - 800' coil	—	636292	—	—	16'	50.00	
9 ga. - 1,250' coil	—	636182	—	636184	25'	50.00	
9 ga. - 100' coil	636211	636212	636213	636214	33'	3.00	
9 ga. - 1,700' coil	—	534734	487C00	636194	50'	50.00	

**NOTE:** Sold only in full coils. Weights and feet per pound are approximate.



## Hog Rings / Zinc Coated Steel Core • Heavy Mil

DESCRIPTION	PART NO.				QTY. PER LB.	CASE WEIGHT	NOTES
	GREEN	BLACK	BROWN	WHITE			
9 ga.	634821	624822	—	—	132	10.00 lb.	

**NOTE:** Weight is approximate.



## Touch Up Paint / Aerosol Spray Can

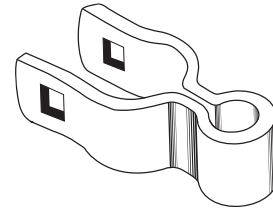
DESCRIPTION	PART NO.				QUANTITY	WEIGHT EA	NOTES
	GREEN	BLACK	BROWN	WHITE			
13 oz.	626061	626062	626063	626074	1	1.40 lb.	



## Frame Hinge / Regular • Pressed Steel – Galvanized

DESCRIPTION	PART NO.	WEIGHT EA.	NOTES
1-3/8" x 5/8"	014104	0.31	

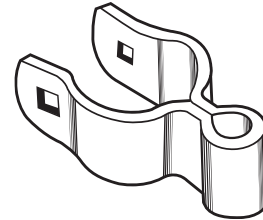
Use 3/8" x 2" Carriage Bolt – Pt. #010706



## Frame Hinges / Heavy Duty • Pressed Steel – Galvanized

DESCRIPTION	PART NO.	WEIGHT EA.	NOTES
1-3/8" x 5/8"	014108	0.38	
1-5/8" x 5/8"	014105	0.52	
1-7/8" x 5/8"	014106	0.54	

Use 3/8" x 2-1/4" Carriage Bolt – Pt. #010707



## Post Hinges / Regular • Pressed Steel – Galvanized

DESCRIPTION	PART NO.	WEIGHT EA.	NOTES
1-3/8" x 5/8"	014302	0.44	

Use 3/8" x 2" Carriage Bolt – Pt. #010706

1-7/8" x 5/8"	014326	0.51	
---------------	--------	------	--

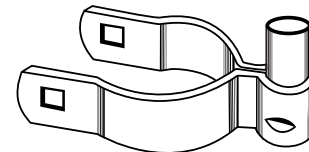
Use 3/8" x 2-1/4" Carriage Bolt – Pt. #010707

2-3/8" x 5/8"	014328	0.56	
---------------	--------	------	--

Use 3/8" x 3" Carriage Bolt – Pt. #010710

3-1/2" x 5/8"	014331	1.40	
---------------	--------	------	--

Use 3/8" x 3-1/2" Carriage Bolt – Pt. #010712



## Post Hinges / Heavy Duty • Pressed Steel – Galvanized

DESCRIPTION	PART NO.	WEIGHT EA.	NOTES
1-5/8" x 5/8"	014304	0.76	
1-7/8" x 5/8"	014306	0.80	

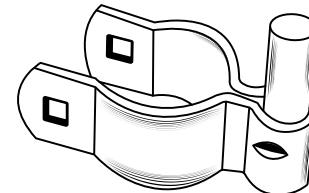
Use 3/8" x 2-1/4" Carriage Bolt – Pt. #010707

2-3/8" x 5/8"	014308	0.82	
---------------	--------	------	--

Use 3/8" x 3" Carriage Bolt – Pt. #010710

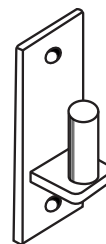
2-7/8" x 5/8"	014310	1.11	
---------------	--------	------	--

Use 3/8" x 3-1/2" Carriage Bolt – Pt. #010712



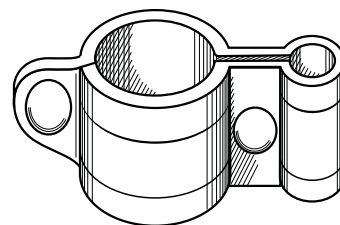
## Flat-Back Hinge / Pressed Steel – Galvanized

DESCRIPTION	PART NO.	WEIGHT EA.	NOTES
Flat Plate Pin Hinge with 1-1/2" x 4" Steel Plate	014360	0.45	



## Frame Collar / Residential • Pressed Steel – Galvanized • Includes carriage bolt

DESCRIPTION	PART NO.	WEIGHT EA.	NOTES
1-1/4" x 1-1/4"	012030	0.50	

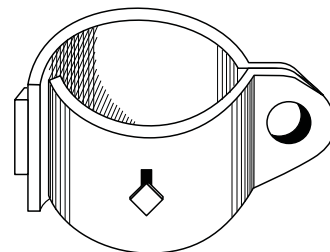


## Frame Collars / Pressed Steel – Galvanized • Includes carriage bolts

DESCRIPTION	PART NO.	WEIGHT EA.	NOTES
1-1/4" x 1/2"	036332	0.50	
1-5/16" x 3/4"	036334	0.62	
1-5/8" x 3/4"	036335	0.65	
1-11/16" x 3/4"	036336	0.50	

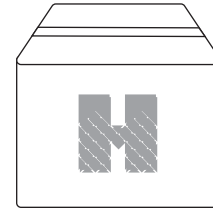
## Post Collars / Pressed Steel – Galvanized

DESCRIPTION	PART NO.	WEIGHT EA.	NOTES
2-3/8" x 1/2"	036338	0.75	
2-3/8" x 3/4"	036339	1.36	
2-7/8" x 3/4"	036340	1.00	
3-1/2" x 3/4"	036341	2.89	
4-1/2" x 3/4"	036342	1.50	
6-5/8" x 1"	036343	16.00	
6-5/8" with back bolts	036344	16.00	



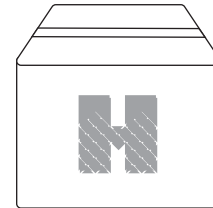
## Single Swing Gate Hardware Sets / Pressed Steel – Galvanized

DESCRIPTION	PART NO.	WEIGHT EA.	NOTES
1-7/8" x 1-3/8"	037055	3.20	
Includes 2 Frame Collars, 2 Post Collars, 1 Finger Latch, 1 Finger Catch, Bolts.			
1-7/8 x 1-3/8"	012821	3.02	
2-3/8" x 1-3/8"	037057	3.53	
Includes 2 Frame Collars, 2 Post Collars, 1 Fork Latch Assembly, Bolts.			
Self-Closing	037060	4.12	
Includes 2 Frame Collars, 2 Post Collars, 1 Finger Latch, 1 Finger Catch, 1 Self-Closer, Bolts.			
For Wood Posts	037059	4.30	
Includes 2 Frame Collars, 2 Lag Screw Hinges, 1 Flat Back Fork Latch, 2 Wood Screws, Bolts.			



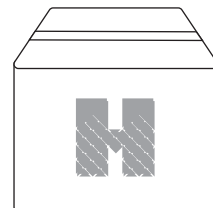
## Double Swing Gate Hardware Sets / Pressed Steel – Galvanized

DESCRIPTION	PART NO.	WEIGHT EA.	NOTES
1-7/8" x 1-3/8"	037056	4.30	
Includes 4 Frame Collars, 4 Post Collars, 1 Finger Latch, 1 Finger Catch, Bolts.			
1-7/8 x 1-3/8"	012822	4.30	
2-3/8" x 1-3/8"	037058	4.79	
Includes 4 Frame Collars, 4 Post Collars, E-Z Latch Rod, E-Z Latch Guide, Bolts.			



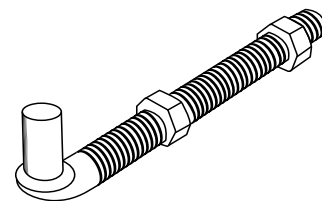
## Pool Gate Hardware Set / Pressed Steel – Galvanized

DESCRIPTION	PART NO.	WEIGHT EA.	NOTES
1-7/8" x 1-1/4"	005716	2.50	
Includes 2 Frame Collars, 2 Post Collars, 2 Hinge Bolts, 1 Latch and Catch, 1 Residential Spring			



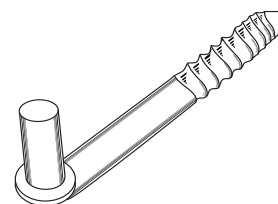
## Hanger Bolt Hinges / Galvanized – Steel • Includes 2 nuts

DESCRIPTION	PART NO.	WEIGHT EA.	NOTES
5/8" x 6"	013904	0.74	
5/8" x 10"	013905	1.07	
5/8" x 12"	013906	1.23	
3/4" x 9"	037073	1.40	



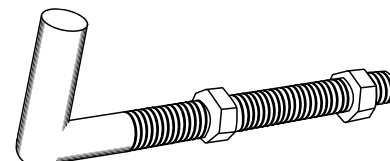
## Lag Screw Hinges / Galvanized – Steel

DESCRIPTION	PART NO.	WEIGHT EA.	NOTES
1/2" x 4-1/2"	013801	0.32	
5/8" x 4-1/2"	013802	0.52	
5/8" x 6"	013803	0.62	




## Hinge Bolts / Galvanized – Steel • Includes 2 nuts

DESCRIPTION	PART NO.	WEIGHT EA.	NOTES
1/2" x 3"	036325	0.34	
3/4" x 6"	036329	1.31	
3/4" x 6" with shoulder	012022	1.25	
3/4" x 12"	036326	1.53	
1" x 9"	036329	1.31	



## Ferrule Hinge / Galvanized – Steel

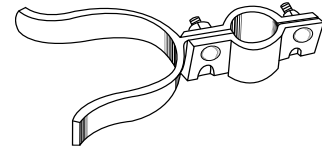
DESCRIPTION	PART NO.	WEIGHT EA.	NOTES
3/4"	037051	0.30	



## Fork Latch Assembly / Regular • Pressed Steel – Galvanized • Includes bolts

DESCRIPTION	PART NO.	WEIGHT EA.	NOTES
1-3/8" x 1-7/8"	016704	0.86	
1-3/8" x 2-3/8"	016705	0.88	

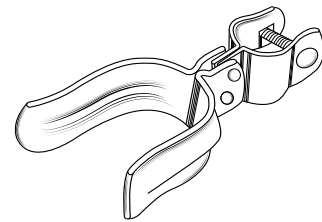
**NOTE:** This item is assembled.



## Fork Latch Assembly / Heavy Duty • Pressed Steel – Galvanized • Includes bolts

DESCRIPTION	PART NO.	WEIGHT EA.	NOTES
1-3/8" x 1-7/8"	016752	0.90	
1-3/8" x 2-3/8"	016753	1.02	
1-5/8" x 1-7/8"	016756	0.98	
1-5/8" x 2-3/8"	016757	1.00	
1-5/8" x 2-7/8"	016758	1.08	
1-5/8" x 4"	016759	1.20	

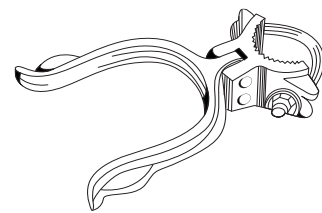
**NOTE:** This item is assembled.



## Fork Latch Assembly / Malleable Iron – Galvanized • Includes bolts

DESCRIPTION	PART NO.	WEIGHT EA.	NOTES
1-5/8" x 2-3/8"	016605	1.55	
1-5/8" x 2-7/8"	016606	1.61	
1-5/8" x 4"	016607	1.89	

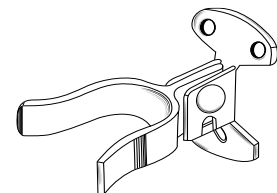
**NOTE:** This item is assembled.



## Flat-Back Fork Latch Assembly / Pressed Steel – Galvanized • Includes bolt

DESCRIPTION	PART NO.	WEIGHT EA.	NOTES
1-3/8" Fork	016710	0.56	

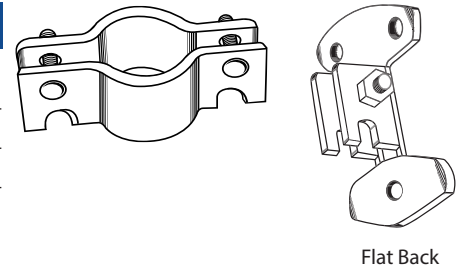
**NOTE:** This item is assembled. Without mounting fasteners.



## Fork Latch Hangers (Collars) / Regular • Pressed Steel – Galvanized

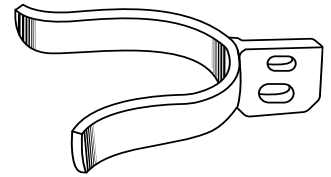
DESCRIPTION	PART NO.	WEIGHT EA.	NOTES
1-3/8"	016731	0.43	
Flat Back	016730	0.19	

Use 5/16" x 1-1/4" Carriage Bolt – Pt. #010701



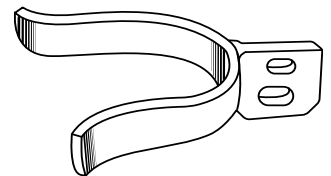
## Forks / Regular • Pressed Steel – Galvanized

DESCRIPTION	PART NO.	WEIGHT EA.	NOTES
1-3/8"	016716	0.32	
1-7/8"	016717	0.34	
2-3/8"	016718	0.42	



## Fork / Heavy Duty • Pressed Steel – Galvanized

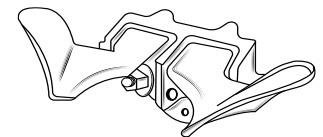
DESCRIPTION	PART NO.	WEIGHT EA.	NOTES
1-5/8"	016722	0.35	



## Butterfly Latch / Pressed Steel Ear, Aluminum Back • Includes bolts

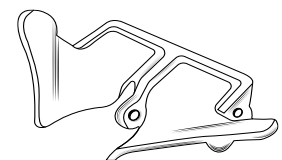
DESCRIPTION	PART NO.	WEIGHT EA.	NOTES
1-3/8" x 1-7/8"	017303	0.89	

**NOTE:** This item is assembled.



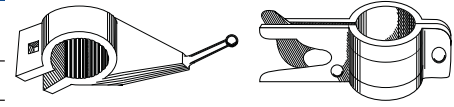
## Flat-Back Butterfly Latch / Pressed Steel – Galvanized

DESCRIPTION	PART NO.	WEIGHT EA.	NOTES
1-3/8" Gate Frame	017310	0.88	



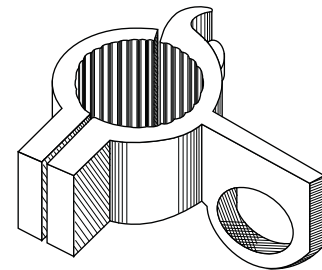
## Finger Latch and Catch / Residential • Pressed Steel

DESCRIPTION	PART NO.	WEIGHT EA.	NOTES
1-1/4" x 1-7/8" Latch and Catch	036373	1.00	
<b>NOTE:</b> This item is assembled, includes bolts.			
1-1/4" Finger Latch with Bolt	036376	0.75	
1-1/4" Latch Catch with Bolt	036374	0.50	
1-7/8" Latch Catch with Bolt	036379	0.40	



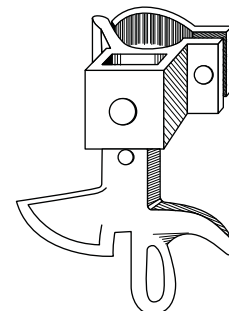
## Industrial Latch Catches / Pressed Steel

DESCRIPTION	PART NO.	WEIGHT EA.	NOTES
1-11/16"	036394	1.20	
1-7/8"	036395	1.80	
2-3/8"	036396	1.98	
3-1/2"	036399	3.00	
4-1/2"	036400	3.30	



## Industrial Drop Latches / Galvanized

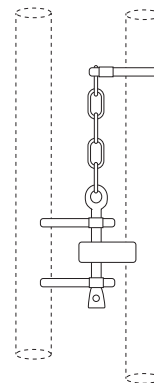
DESCRIPTION	PART NO.	WEIGHT EA.	NOTES
1-5/8" Malleable	036386	2.20	
1-11/16"	036385	1.97	
1-7/8"	012025	2.45	





## Drop Pin / Galvanized

DESCRIPTION	PART NO.	WEIGHT EA.	NOTES
Drop Pin w/ chain, washer, loop	036382	0.98	
1-5/8" Drop Pin Guide - Plain	036383	0.50	

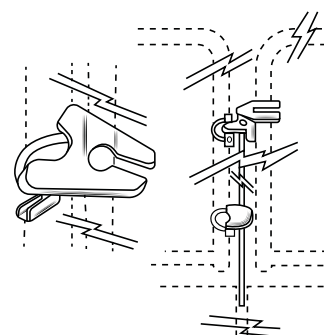


## E-Z Latches / Galvanized Steel Rod & Guides, Aluminum Fork

DESCRIPTION	PART NO.	WEIGHT EA.	NOTES
1-3/8" x 36" Assembly	016901	2.17	
1-3/8" x 42" Assembly	016902	2.31	

(Assembly includes: 1 Rod w/ Fork, 2 Guides, with Bolts)

5/8" x 36" Rod Only with Fork	016921	1.25	
5/8" x 42" Rod Only with Fork	016922	1.41	
E-Z Latch Guide Only with Bolt	016903	0.44	

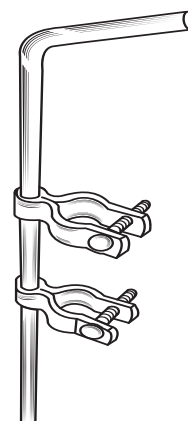


## Residential Cane-Type Latches (Foot Bolts)

DESCRIPTION	PART NO.	WEIGHT EA.	NOTES
3/4" x 24" Assembly	036369	3.71	
3/4" x 36" Assembly	012039	4.63	

(Assembly includes: 1 Rod, 2 Guides, with Bolts)

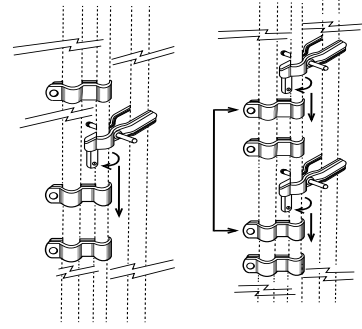
1/2" x 24" Rod Only	037081	1.70	
3/4" x 24" Rod Only	036368	3.71	
3/4" x 36" Rod Only	036370	3.71	
1-5/8" x 3/4" Guide Notched Weld On	036371	0.25	
1-5/8" x 3/4" Guide Notched Bolt On	036372	0.25	



## Industrial Latches / Pressed Steel – Galvanized

DESCRIPTION	PART NO.	WEIGHT EA.	NOTES
1-5/8" Fork Only	017213	1.54	
1-5/8" Guide Only	017211	0.99	

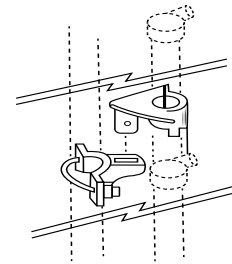
Use 3/8" x 2-1/4" Carriage Bolt – Pt. #010707



## Frost Free Latch Assembly / For Double Swing Gates • Malleable Iron – Galvanized

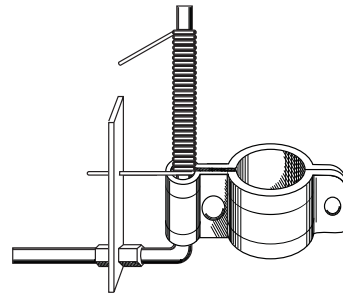
DESCRIPTION	PART NO.	WEIGHT EA.	NOTES
1-5/8" Gate Frame	017205	2.83	

**NOTE:** Does not require Drop Rod.



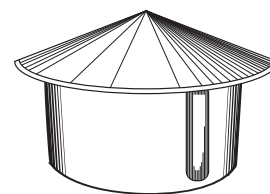
## Self-Closer / Galvanized – Steel

DESCRIPTION	PART NO.	WEIGHT EA.	NOTES
Residential	012028	1.00	



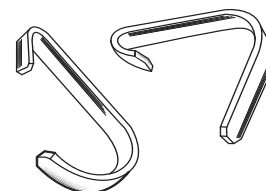
## Drive-In Plugs / Sand-Cast Aluminum

DESCRIPTION	PART NO.	WEIGHT EA.	NOTES
1-5/16" For Pipe	011216	0.80	
1-11/16" For Pipe	011217	0.10	




## Gate Clips / Pressed Steel – Galvanized

DESCRIPTION	PART NO.	WEIGHT EA.	NOTES
1-1/4"	036345	0.13	
1-3/8"	015201	0.13	
1-3/8" C Type	015208	0.13	
1-3/8" Qwik Clip	015200	0.12	
1-5/8"	015205	0.16	




## Gate Rods / 5/16" Diameter Galvanized Steel

DESCRIPTION	PART NO.	WEIGHT EA.	NOTES
52-3/4"	015344	1.17	

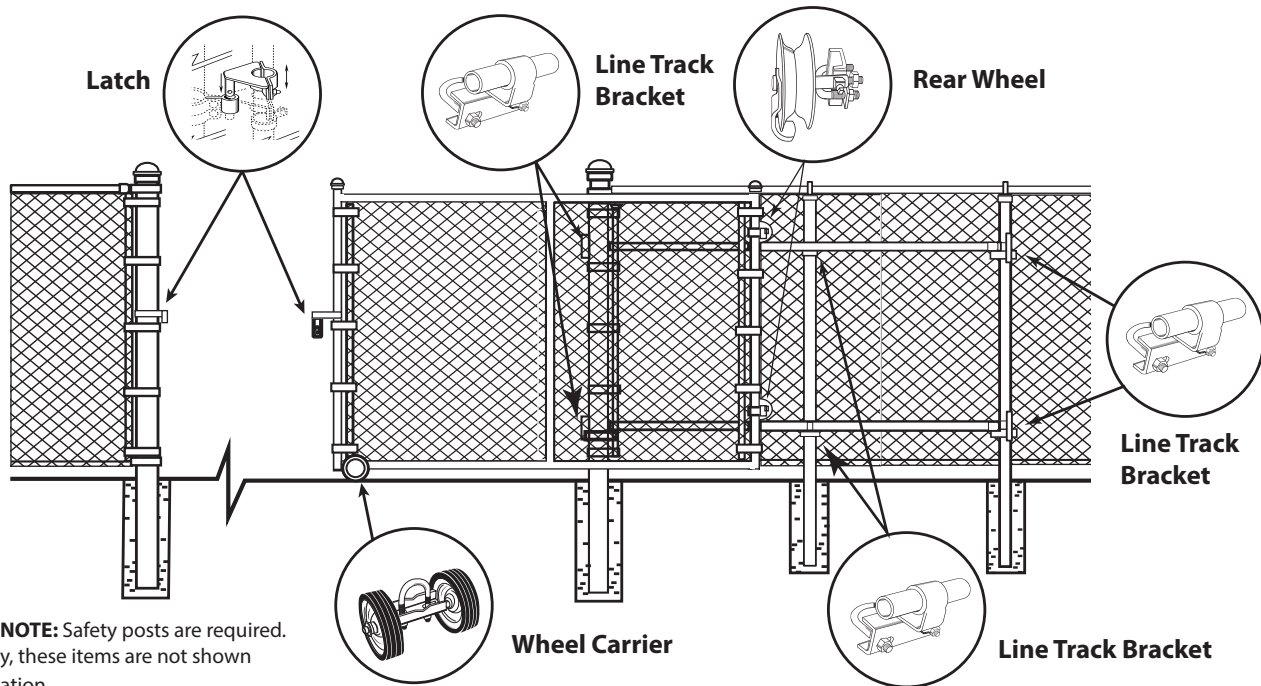


## Swivel Wheels For Swing Gate / For Pipe • Pressed Steel – Galvanized Includes bolts

DESCRIPTION	PART NO.	WEIGHT EA.	NOTES
Fits 1-3/8" Frame	018361	4.62	
Fits 1-5/8" Frame	018362	4.71	
For Wood	018364	5.48	

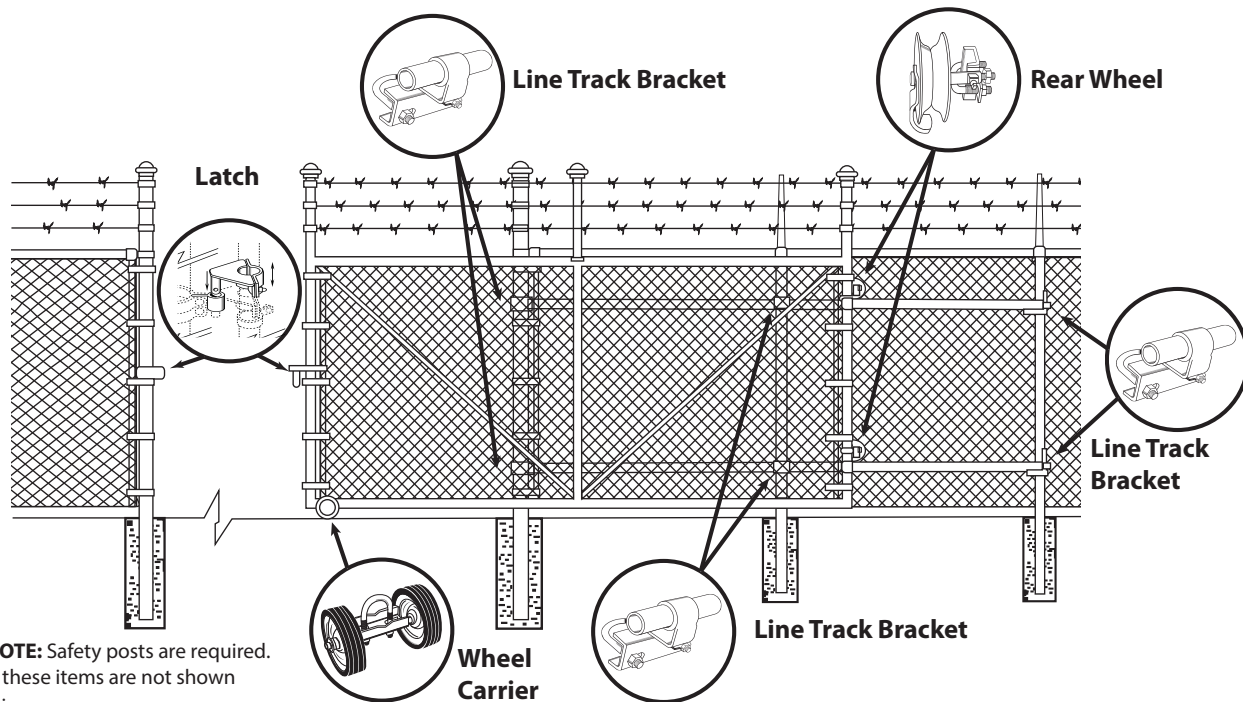


## Rolling Gate-Residential



**SAFETY NOTE:** Safety posts are required. For clarity, these items are not shown on illustration.

## Rolling Gate-Industrial

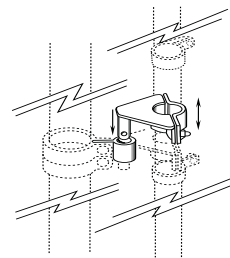


**SAFETY NOTE:** Safety posts are required. For clarity, these items are not shown on illustration.

## Rolo Latches / For Rolling Gates • Pressed Steel – Galvanized

DESCRIPTION	PART NO.	WEIGHT EA.	NOTES
1-5/8" Frame	017410	2.35	
1-7/8" Frame	017420	2.39	

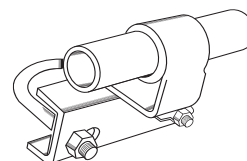
**NOTE:** Use with two 1/8" x 1" Brace Bands (sold separately).  
Pat. No. 3,871,134



## Safe-T Line Track Brackets 1-5/8" Pipe Track / Heavy Duty Pressed Steel – Galvanized • Includes bolts

DESCRIPTION	PART NO.	WEIGHT EA.	NOTES
For 1-5/8" or 1-7/8" Post	018561	2.55	
For 2-3/8" or 2-7/8" Post	018562	2.65	
For 4" Post	018631	2.92	

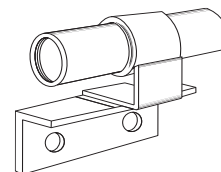
**NOTE:** Pat. No. 3,215,702



## Flat-Back Line Track Bracket for 1-5/8" Pipe Track / Pressed Steel – Galvanized

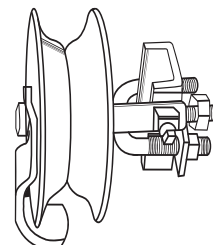
DESCRIPTION	PART NO.	WEIGHT EA.	NOTES
Flat Back	018534	1.93	

**NOTE:** For Flat Surface-Block Walls.



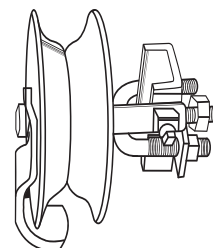
## Safe-T Rear Wheel For 1-5/8" Pipe Track / Pressed Steel – Galvanized Includes bolts

DESCRIPTION	PART NO.	WEIGHT EA.	NOTES
5" Wheel w/Bracket Assembly	018422	4.55	




## Safe-T Rear Wheel For 1-5/8" Pipe Track / Heavy Duty – Malleable Includes bolts with Grease Fitting

DESCRIPTION	PART NO.	WEIGHT EA.	NOTES
5" Wheel w/Bracket Assembly	018442	7.92	



## Rubber-Tired Steel Hub Wheels / Regular • Includes bolts


DESCRIPTION	PART NO.	WEIGHT EA.	NOTES
6" With 5/8" Bearing	017602	2.17	
8" With 5/8" Bearing	017604	3.50	



## Residential Double-Wheel Carrier / Pressed Steel – Galvanized • Includes bolts

Clamp-on Type 5/8" Axle, 7" Wheel Base. For 1-5/8" or 1-7/8" Frame.


DESCRIPTION	PART NO.	WEIGHT EA.	NOTES
8" Wheel	018332	9.25	



## Industrial Double-Wheel Carrier / Pressed Steel – Galvanized • Includes bolts

Clamp-on Type 5/8" Axle, 12" Wheel Base. For 1-5/8" or 1-7/8" Frame.


DESCRIPTION	PART NO.	WEIGHT EA.	NOTES
8" Steel Hub Wheels	018302	12.38	



## Heavy Duty Ground Carrier / Pressed Steel – Galvanized • Includes bolts

Clamp-on Type, Outrigger Fittings, 3/4" Axle, 21" Wheel Base. For 1-5/8" or 1-7/8" Frame.


DESCRIPTION	PART NO.	WEIGHT EA.	NOTES
8" Heavy Duty Steel Hub Wheels with Grease Fittings	018341	28.00.	



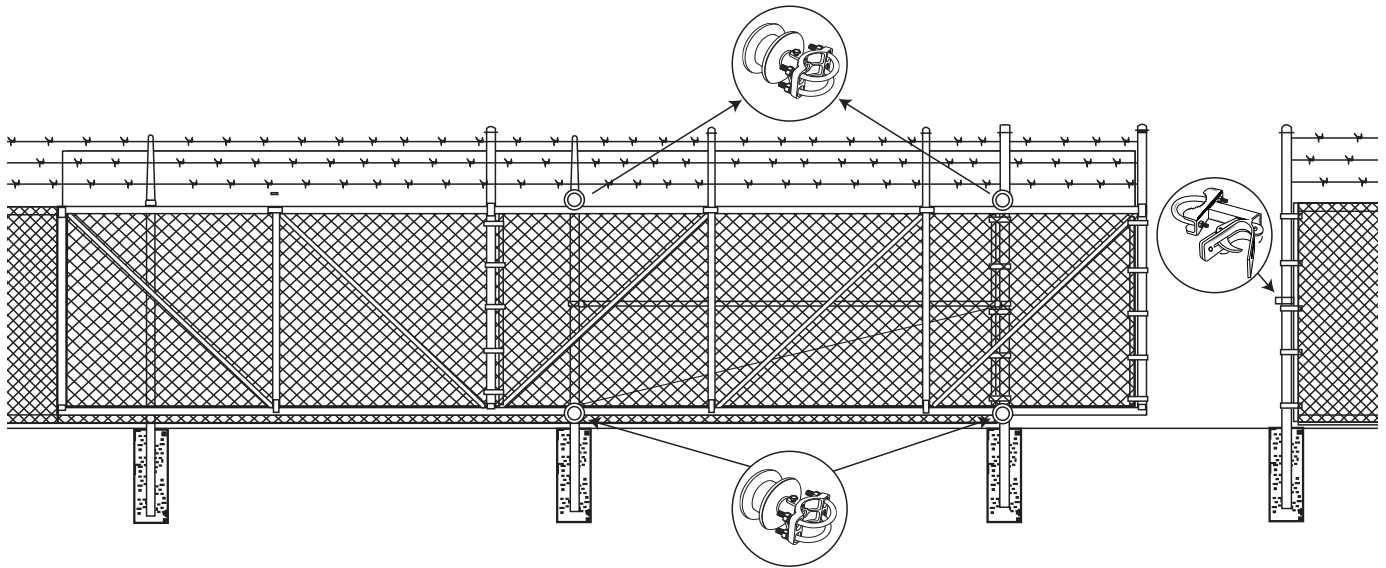
## Rough N' Ready Carrier / Pressed Steel – Galvanized • Includes bolts

Clamp-on Type, 5/8" Axle, 12" Wheel Base. For 1-5/8" or 1-7/8" Frame.

DESCRIPTION	PART NO.	WEIGHT EA.	NOTES
8" Pneumatic Steel Hub Wheels	018344	28.00	

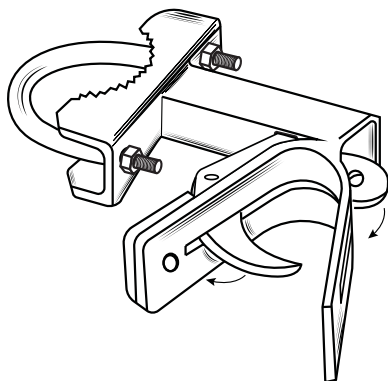


## Cantilever Rolling Gate

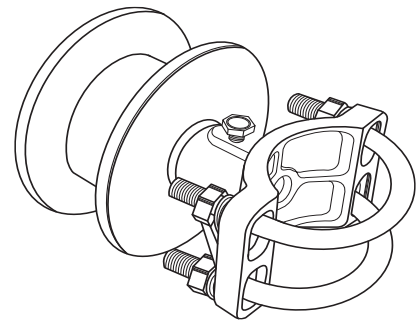


**SAFETY NOTE:** Safety posts and roller covers/guards are required. For clarity, these items are not shown on illustration.

### ***Cantilever Latch***

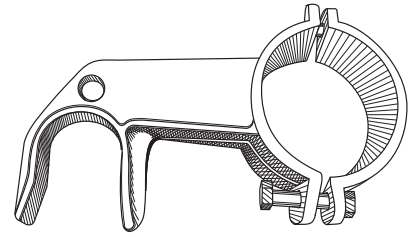


### ***Load Master™ II Cantilever Gate Roller***



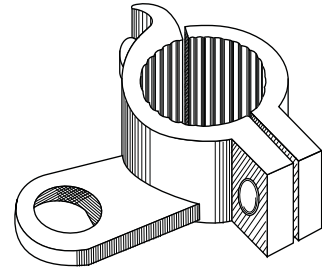
## Cantilever Latches

DESCRIPTION	PART NO.	WEIGHT EA.	NOTES
3-1/2" x 2-3/8" Pressed Steel	574B00	3.94	
3-1/2" x 2-3/8" Malleable Iron	513800	5.00	



## Cantilever Latch Catch

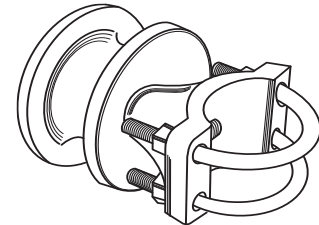
DESCRIPTION	PART NO.	WEIGHT EA.	NOTES
2-3/8"	012023	1.80	



## Cantilever Gate Roller / Light Industrial • Aluminum • Includes bolts

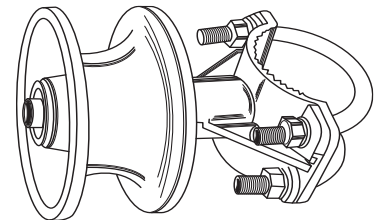
DESCRIPTION	PART NO.	WEIGHT EA.	NOTES
2-3/8" (post) x 1-5/8" (roller)	018374	2.82	

**NOTE:** For use on 14' openings or less.



## Cantilever Gate Rollers / Heavy Industrial • Malleable Iron • Includes bolts

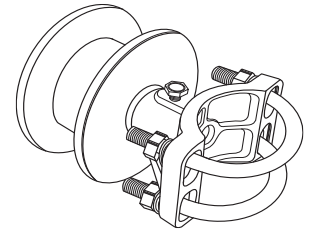
DESCRIPTION	PART NO.	WEIGHT EA.	NOTES
3-1/2" (post) x 2-3/8" (roller)	036405	16.00	
4-1/2" (post) x 2-3/8" (roller)	036404	16.00	





## LoadMaster™ II Nylon Cantilever Gate Rollers / Heavy Industrial Aluminum Alloy Cast Body

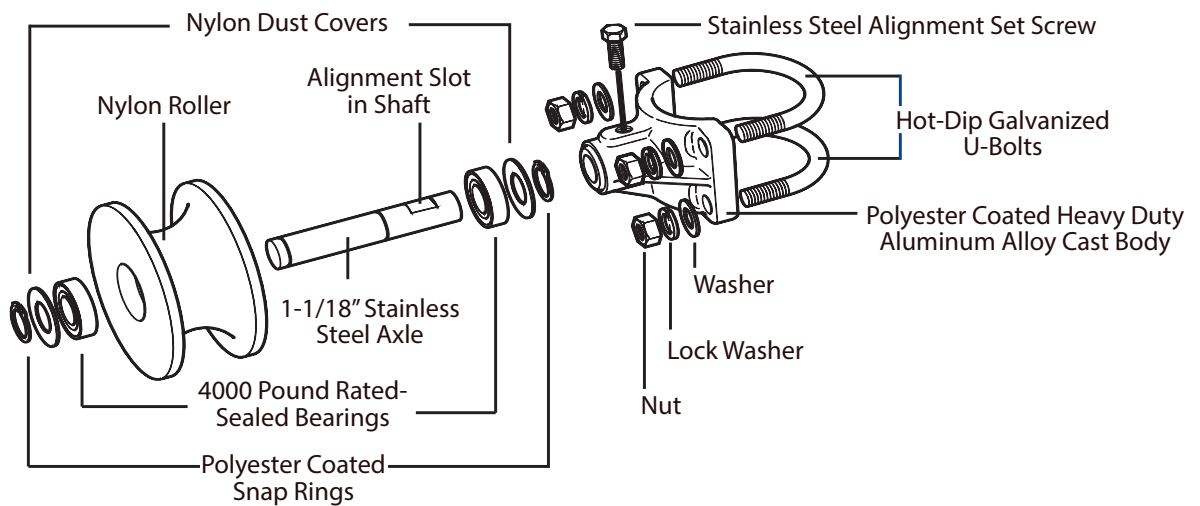
DESCRIPTION	PART NO.	WEIGHT EA.	NOTES
3-1/2" Post x 2-3/8" Roller w/o cover	018346	10.06	
3-1/2" Post x 2-3/8" Roller with cover	018352	11.27	
4-1/2" Post x 2-3/8" Roller w/o cover	018366	10.89	
4-1/2" Post x 2-3/8" Roller with cover	018353	12.43	
6-5/8" Post x 2-3/8" Roller w/o cover	018350	12.26	



**NOTE:** For rollers without covers, use LoadMaster II Cantilever Roller Cover – Pt. #018348

## LoadMaster™ II Nylon Cantilever Roller

(LoadMaster exploded)

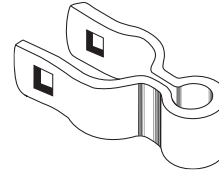


- **4000 Pound rating operates the heaviest of gates**
- **Sealed bearings provide maintenance-free operation**
- **Strong aluminum alloy cast body for durability**
- **Easy rolling for manual and electrically operated gates**
- **UV impregnated nylon/fiberglass wheel for discoloration protection**
- **1-1/8" Stainless steel shaft for added strength and corrosion protection**
- **Slot-in axle and set screws allows wheel to move in and out of body for perfect alignment**
- **Nylon dust covers to prevent damage to the bearing on each end of the shaft**
- **Polyester coated body to eliminate oxidation**
- **Polyester coated snap rings to prevent rust**

## Frame Hinges / Regular • Pressed Steel – Galvanized • Polyester

DESCRIPTION	PART NO.				WEIGHT EA.	NOTES
	GREEN	BLACK	BROWN	WHITE		
1-3/8" x 5/8"	—	608632	—	—	0.50	
1-5/8" x 5/8"	—	608812	—	—	0.60	

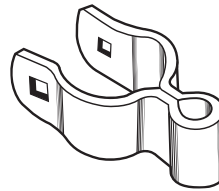
Use 3/8" x 2" Carriage Bolt – Pt. #010706



## Frame Hinge / Heavy Duty • Pressed Steel – Galvanized • Polyester

DESCRIPTION	PART NO.				WEIGHT EA.	NOTES
	GREEN	BLACK	BROWN	WHITE		
1-3/8" x 5/8"	—	634572	—	—	0.38	

Use 3/8" x 2-1/4" Carriage Bolt – Pt. #010707



## Post Hinges / Regular • Pressed Steel – Galvanized • Polyester

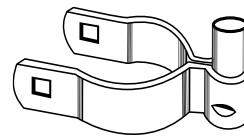
DESCRIPTION	PART NO.				WEIGHT EA.	NOTES
	GREEN	BLACK	BROWN	WHITE		
2-3/8" x 5/8"	—	608982	—	—	0.68	

Use 3/8" x 3" Carriage Bolt – Pt. #010710

2-7/8" x 5/8"	—	609392	—	—	1.11	
---------------	---	--------	---	---	------	--

Use 3/8" x 3-1/2" Carriage Bolt – Pt. #010712



## Post Hinges / Heavy Duty • Pressed Steel – Galvanized • Polyester

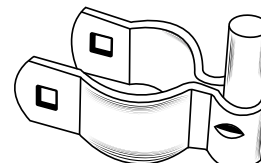
DESCRIPTION	PART NO.				WEIGHT EA.	NOTES
	GREEN	BLACK	BROWN	WHITE		
1-7/8" x 5/8"	—	634602	—	—	0.62	

Use 3/8" x 2-1/4" Carriage Bolt – Pt. #010707

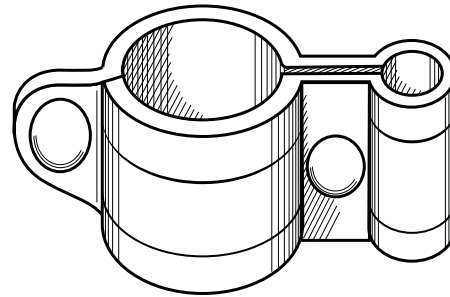
2-3/8" x 5/8"	—	634592	—	634614	0.62	
---------------	---	--------	---	--------	------	--

Use 3/8" x 3" Carriage Bolt – Pt. #010710



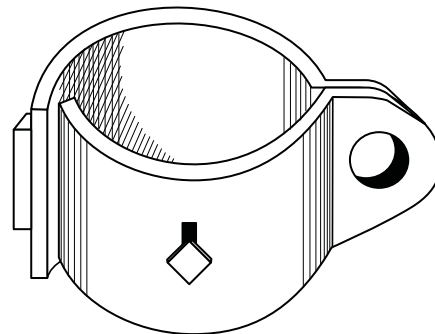
## Frame Collars / Pressed Steel – Galvanized • Polyester • Includes carriage bolt

DESCRIPTION	PART NO.				WEIGHT EA.	NOTES
	GREEN	BLACK	BROWN	WHITE		
1-1/4" x 1/2"	—	634642	—	—	0.50	
1-5/8" x 3/4"	—	634662	—	—	0.65	
1-11/16" x 3/4"	—	634672	—	—	0.65	



## Post Collars / Pressed Steel – Galvanized • Polyester

DESCRIPTION	PART NO.				WEIGHT EA.	NOTES
	GREEN	BLACK	BROWN	WHITE		
1-7/8" x 1/2"	—	634682	—	—	0.70	
2-3/8" x 3/4"	—	634702	—	—	0.80	
2-7/8" x 3/4"	—	634712	—	—	1.00	
3-1/2" x 3/4"	—	634722	—	—	1.25	



## Single Swing Gate Hardware Sets / Pressed Steel - Galvanized • Polyester

DESCRIPTION	PART NO.				WEIGHT EA.	NOTES
	GREEN	BLACK	BROWN	WHITE		
1-7/8" x 1-3/8"	634801	634802	—	634804	4.25	
Includes 2 Frame Collars, 2 Post Collars, 1 Finger Latch, 1 Finger Catch, Bolts.						
1-7/8" x 1-3/8"	—	012823	—	—	4.25	
2-3/8" x 1-3/8"	634821	634822	634823	634824	3.50	
Includes 2 Frame Collars, 2 Post Collars, 1 Fork Latch Assembly, Bolts.						

## Double Swing Gate Hardware Sets / Pressed Steel - Galvanized • Polyester

DESCRIPTION	PART NO.				WEIGHT EA.	NOTES
	GREEN	BLACK	BROWN	WHITE		
1-7/8" x 1-3/8"	—	634812	—	634814	8.75	
Includes 4 Frame Collars, 4 Post Collars, 1 Finger Latch, 1 Finger Catch, Bolts.						
1-7/8" x 1-3/8"	—	012824	—	—	8.75	
2-3/8" x 1-3/8"	—	634832	370233	634834	9.80	
Includes 4 Frame Collars, 4 Post Collars, E-Z Latch Rod, E-Z Latch Guide, Bolts.						

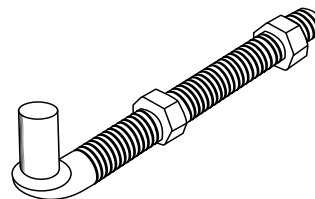
## Pool Gate Hardware Sets / Pressed Steel - Galvanized • Polyester

DESCRIPTION	PART NO.				WEIGHT EA.	NOTES
	GREEN	BLACK	BROWN	WHITE		
1-7/8" x 1-1/4"	—	634842	—	634844	2.50	
Includes 2 Frame Collars, 2 Post Collars, 2 Hinge Bolts, 1 Latch and Catch, 1 Residential Spring						



## Hanger Bolt Hinge / Galvanized – Steel • Includes 2 nuts

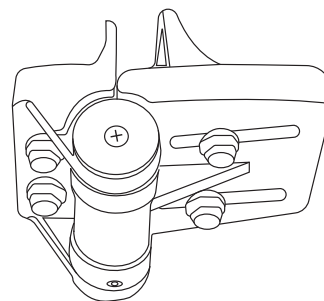
DESCRIPTION	PART NO.				WEIGHT EA.	NOTES
	GREEN	BLACK	BROWN	WHITE		
3/4" x 6"	—	634542	—	—	0.28	



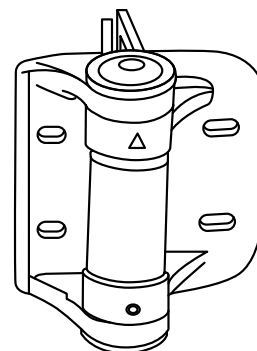
## TruClose Hinges by D&D / Black Polymer • Includes fasteners

DESCRIPTION	PART NO. BLACK	MODEL PART NO.	GATE WEIGHT LIMIT	WEIGHT PAIR	NOTES
Regular	036435	TCAMA2RND	55 lbs.	1.35	
Heavy Duty	198012	TCHDRND1-MK2	132 lbs.	2.20	

**NOTE:** TruClose Hinges fit a 1-3/8" to 1-5/8" gate frame and a 1-7/8" to 2-7/8" post. Requires 1" spacing between Gate Post and Gate Frame.



036435

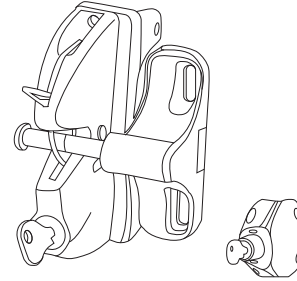


198012

## LokkLatch Round by D&D / Black Polymer • Includes fasteners

DESCRIPTION	PART NO. BLACK	MODEL PART NO.	WEIGHT PAIR	NOTES
With External Access Kit	108905	LLABRND	2.20	

**NOTE:** LokkLatch latches fit 1-3/8" to 1-5/8" gate frame and a 1-7/8" to 2-7/8" post.  
Can accommodate gate gaps from 1" to 2".



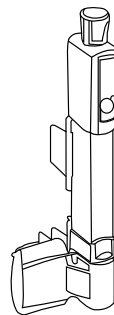
## Magna Latches by D&D - Series 3 / Black Polymer

DESCRIPTION	PART NO. BLACK	MODEL PART NO.	WEIGHT EA.	NOTES
Top Pull	009449	ML3TPKA	1.71	
Vertical Pull	009450	ML3VPKA	1.38	
Round Post Adapter	814X00	ML3RPK	0.40	

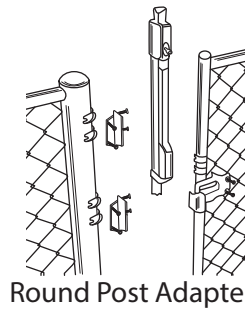
**NOTE:** The Round Post Adapter fits a 1-3/8" to 1-5/8" gate frame and a 1-7/8" to 2-7/8" post.



Top Pull



Vertical Pull

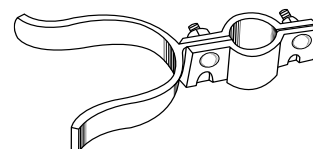


Round Post Adapter

## Fork Latch Assembly / Regular • Pressed Steel - Galvanized • Polyester • Includes bolts

DESCRIPTION	PART NO.				WEIGHT EA.	NOTES
	GREEN	BLACK	BROWN	WHITE		
1-3/8" x 1-7/8"	—	611342	—	—	0.96	
1-3/8" x 2-3/8"	—	634942	—	—	1.02	
1-3/8" x 2-7/8"	—	634952	—	—	1.08	

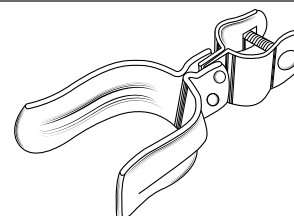
**NOTE:** This item is assembled.



## Fork Latch Assembly / Heavy Duty • Pressed Steel - Galvanized • Polyester • Includes bolts

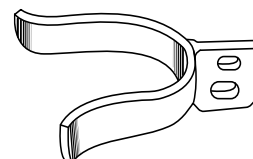
DESCRIPTION	PART NO.				WEIGHT EA.	NOTES
	GREEN	BLACK	BROWN	WHITE		
1-3/8" x 2-3/8"	—	611352	—	—	0.94	
1-3/8" x 2-7/8"	—	—	—	550W00	1.08	
1-5/8" x 2-3/8"	—	611392	—	—	1.08	
1-5/8" x 2-7/8"	—	611402	—	—	1.25	

**NOTE:** This item is assembled.



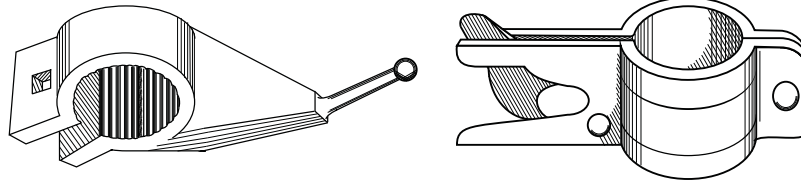
## Fork / Heavy Duty • Pressed Steel - Galvanized • Polyester

DESCRIPTION	PART NO.				WEIGHT EA.	NOTES
	GREEN	BLACK	BROWN	WHITE		
2-3/8"	—	611182	—	—	0.50	



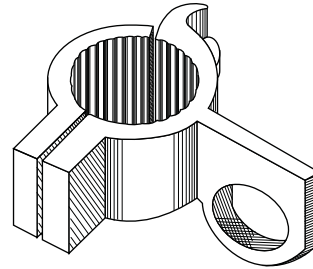
## Residential Finger Latch and Catch / Pressed Steel

DESCRIPTION	PART NO.				WEIGHT EA.	NOTES
	GREEN	BLACK	BROWN	WHITE		
1/4" x 1-7/8"	—	634892	921A00	634884	1.00	



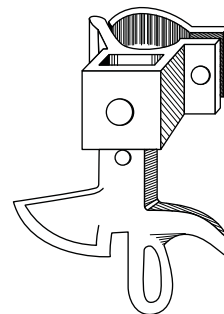
## Drop Latch Catches / Pressed Steel

DESCRIPTION	PART NO.				WEIGHT EA.	NOTES
	GREEN	BLACK	BROWN	WHITE		
1-11/16"	—	036432	—	—	1.20	
3-1/2"	—	635052	—	—	3.00	



## Drop Latch / Pressed Steel

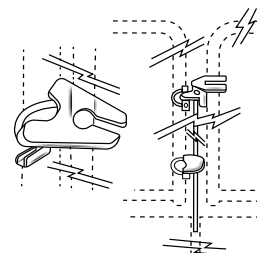
DESCRIPTION	PART NO.				WEIGHT EA.	NOTES
	GREEN	BLACK	BROWN	WHITE		
1-11/16"	—	635042	—	—	2.60	





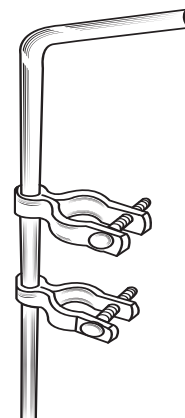
## E-Z Latches / Galvanized Steel Rod and Guides • Polyester

DESCRIPTION	PART NO.				WEIGHT EA.	NOTES
	GREEN	BLACK	BROWN	WHITE		
36" Rod Only	—	611452	—	—	2.12	
Guide Only	—	611472	—	—	0.43	



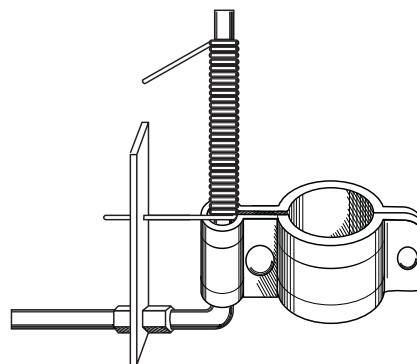
## Cane Latch (Foot Bolt) / Galvanized Steel Rod

DESCRIPTION	PART NO.				WEIGHT EA.	NOTES
	GREEN	BLACK	BROWN	WHITE		
1/2" x 24"	846V00	847V00	848V00	845V00	1.40	



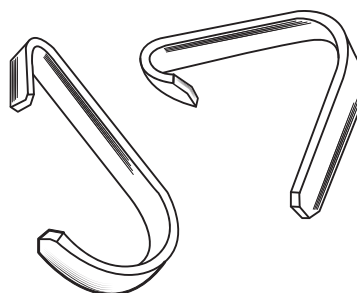
## Self-Closer / Pressed Steel - Galvanized • Polyester

DESCRIPTION	PART NO.				WEIGHT EA.	NOTES
	GREEN	BLACK	BROWN	WHITE		
Residential	—	370292	370343	513836	10.00	



## Gate Clips / Polyester

DESCRIPTION	PART NO.				WEIGHT EA.	NOTES
	GREEN	BLACK	BROWN	WHITE		
1-1/4"	634861	634862	634863	634864	0.13	
1-3/8" x 5/8"	—	616652	—	616654	0.13	
Qwik Clip	—	634902	—	—	0.10	



### 1-3/8" (16 ga) Bent Frame Single Swing Gates / Galvanized Frame • Galvanized Fabric - 2" x 11 ga.

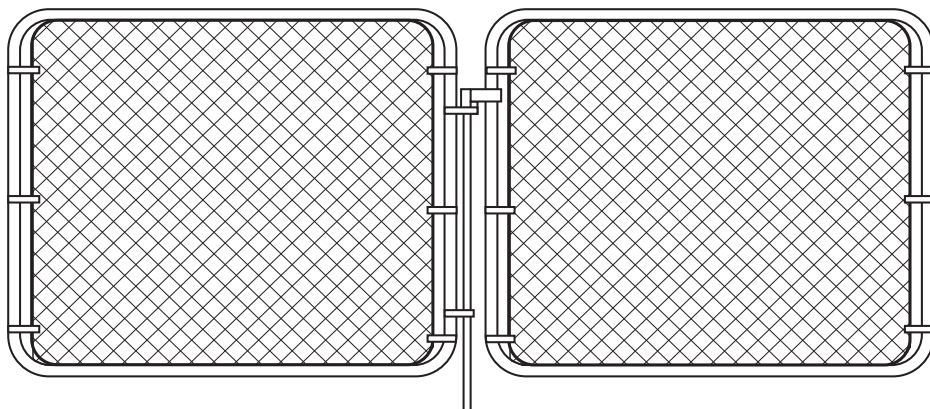

**NOTE:** Without hardware.

OPENING	3' HIGH	4' HIGH	5' HIGH	6' HIGH	NOTES
40"	036470	036472	036473	036474	
42"	—	036524	036544	—	
Less Than 3'	261019	261039	261049	261059	
3' to 3'11"	261089	261109	261119	261129	
4' to 4'11"	261229	261249	261259	261269	
5' to 7'11"	261369	261389	261399	261409	
8' to 9'11"	261439	261459	261469	261479	
10' to 12'	—	261529	261539	261549	

### 1-3/8" (16 ga) Bent Frame Double Swing Gates / Galvanized Frame • Galvanized Fabric - 2" x 11 ga.

**NOTE:** Without hardware.

OPENING	3' HIGH	4' HIGH	5' HIGH	6' HIGH	NOTES
10'	026315	036476	036477	036478	
12'	036479	036480	036481	036482	
Less than 10'	—	263179	263189	263199	
10'1" to 11'11"	—	263319	263329	263339	
12'1" to 13'11"	263369	263389	263399	263409	
14' to 18'	263509	263529	263539	263549	



**NOTE:**

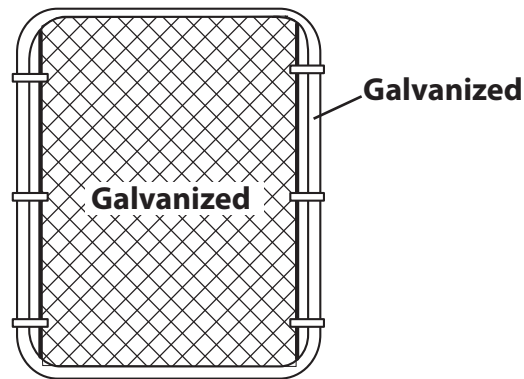
- Fork Latch and Hinges are sold separately. Double Swing gates include E-Z Latch assembly. For gate hardware, refer to Gate Fittings.
- Interior bracing installed as needed on larger panels.

## Residential Gates

### Single Swing Gates / Galvanized Frame • Galvanized Fabric - 2" x 11 ga.

**NOTE:** Without hardware.

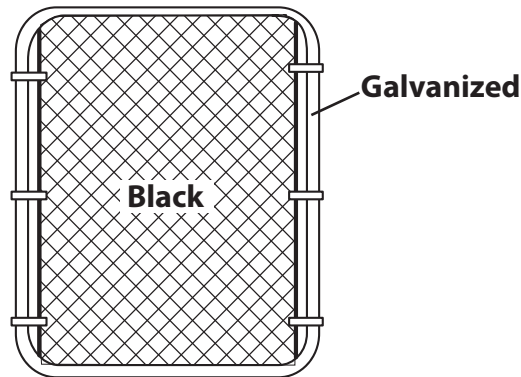
OPENING	3' HIGH	4' HIGH	5' HIGH	6' HIGH	NOTES
3'	036504	036505	036516	036520	
3'6"	—	036524	036544	036562	
4'	—	036569	036580	036591	
5'	—	036594	036608	—	
6'	—	036622	036626	036629	



### Single Swing Gates / Galvanized Frame • Black Fabric - 2" x 11 ga.

**NOTE:** Without hardware.

OPENING	3' HIGH	4' HIGH	5' HIGH	6' HIGH	NOTES
3'4"	—	036646	036654	—	
3'6"	—	036527	036546	—	



**NOTE:** For other colors, please contact your branch.

### Single Swing Gates / Galvanized Frame Only

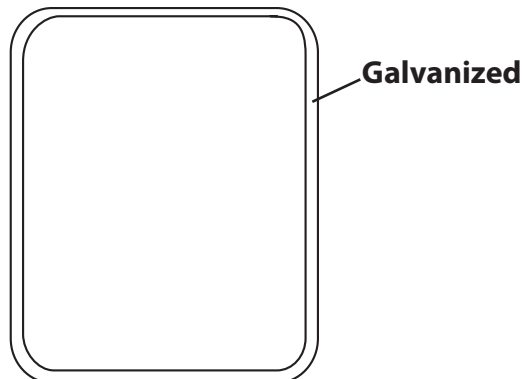
**NOTE:** Without hardware.

OPENING	3' HIGH	4' HIGH	5' HIGH	6' HIGH	NOTES
3'	—	036436	045503	—	
3'6"	036440	036437	036438	036439	
4'	—	036442	036443	036444	
5'	—	036445	036446	036447	
6'	—	—	—	037233	

### 1-3/8" (17 ga) Single Swing Gates / Galvanized Frame Only

**NOTE:** Without hardware.

OPENING	3' HIGH	4' HIGH	5' HIGH	6' HIGH	NOTES
3'	—	—	—	—	
3'4"	036488	036489	036490	036491	
4'	—	036484	036485	036486	
5'	—	—	—	036487	
8'	—	036492	036493	036494	



## Residential Gates

### Single Swing Gates / Black Frame • Black Fabric - 2" x 11 ga.

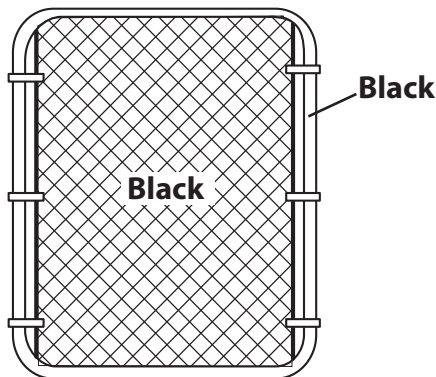
**NOTE:** Without hardware.

OPENING	3' HIGH	4' HIGH	5' HIGH	6' HIGH	NOTES
3'	—	036514	036519	—	
3'6"	—	036540	036560	—	
4'	—	036577	036589	—	
5'	—	036604	370152	—	
6'	—	036624	—	—	

### Single Swing Gates / Black Frame • Black Fabric - 2" x 9 ga.

**NOTE:** Without hardware.

OPENING	3' HIGH	4' HIGH	5' HIGH	6' HIGH	NOTES
3'	—	036515	—	—	
3'4"	—	036641	036650	—	
3'6"	—	036541	036561	370072	
4'	—	036578	036590	—	
5'	—	036605	036618	370132	
6'	—	036620	036628	—	
Less Than 3'	—	—	—	690072	
3' to 3'11"	—	688692	688702	688712	
4' to 4'11"	688722	688732	688742	688752	
5' to 7'11"	—	688762	688772	690102	
8' to 9'11"	—	690112	—	—	
10' to 12'	—	036658	—	—	

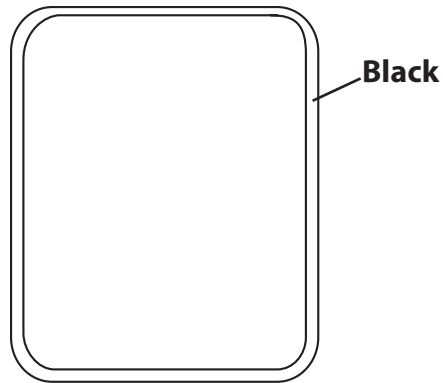


**NOTE:** For other colors, please contact your branch.

### Single Swing Gates / Black Frame Only

**NOTE:** Without hardware.

OPENING	3' HIGH	4' HIGH	5' HIGH	6' HIGH	NOTES
3'6"	—	688562	688572	688582	
4'	—	688602	688612	688622	
5'	—	688642	688652	689752	



**NOTE:** For other colors, please contact your branch.

## Industrial Swing Gates

### Industrial Single Swing Gates / 1-5/8" Galvanized Frame • 2" x 9 ga. Galvanized Fabric

**NOTE:** Without barb wire. Without hardware.

OPENING	4' HIGH	5' HIGH	6' HIGH	7' HIGH	8' HIGH	NOTES
Less than 3'6"	036674	024102	024142	024182	024222	
3'6" to 4'5"	036676	024110	024150	024190	024230	
4'6" to 5'5"	036680	024114	024154	024194	024234	
5'6" to 6'11"	—	024118	024158	024198	024238	
7'0" to 8'11"	036683	024122	024162	024202	024242	
9'0" to 10'11"	—	024125	024165	024205	024245	
11'0" to 13'11"	036685	024129	024169	024209	024249	
14'0" to 16'11"	036686	024133	024173	024213	024253	
17'0" to 20'11"	—	024137	024177	024217	024257	
21'0" to 24'0"	—	024335	024340	—	024360	

### Industrial Double Swing Gates / 1-5/8" Galvanized Frame • 2" x 9 ga. Galvanized Fabric

**NOTE:** Without barb wire. Without hardware.

OPENING	4' HIGH	5' HIGH	6' HIGH	7' HIGH	8' HIGH	NOTES
10'0" to 13'11"	036702	025006	025050	025094	025138	
14'0" to 17'11"	036704	025014	025058	025102	025146	
18'0" to 21'11"	036706	025021	025065	025109	025153	
22'0" to 26'11"	036708	025029	025073	025117	025161	
27'0" to 33'0"	—	025042	025086	025130	025174	



### Industrial Roll Gates / 1-5/8" Galvanized Frame • 2" x 9 ga. Galvanized Fabric

**NOTE:** Without barb wire. Without hardware.

OPENING	5' HIGH	6' HIGH	7' HIGH	8' HIGH	NOTES
<b>10'0" to 13'11"</b>	024519	024520	024521	024522	
<b>14'0" to 17'11"</b>	024533	024534	024533	024535	
<b>18'0" to 20'11"</b>	024547	024548	024549	024550	
<b>21'0" to 27'11"</b>	024561	024562	024563	024564	
<b>28'0" to 33'0"</b>	024666	024672	024678	024684	

### Industrial Cantilever Gates / Galvanized Frame • 2" x 9 ga. Galvanized Fabric

**NOTE:** Without barb wire. Without hardware.

OPENING	5' HIGH	6' HIGH	7' HIGH	8' HIGH	NOTES
<b>Up to 10'0"</b>	024800	024803	024806	024809	
<b>10'1" to 15'0"</b>	024815	024818	024821	024824	
<b>15'1" to 20'0"</b>	024830	024833	024836	024839	
<b>20'1" to 25'0"</b>	024845	024847	024850	024853	
<b>25'1" to 30'0"</b>	024859	024862	024865	024868	
<b>30'1" to 36'0"</b>	—	—	036671	—	

## Aluminum Cantilever Gates

### Single Track SurTrac Aluminum Cantilever Gates

**NOTE:** Without barb wire. Without hardware.

OPENING	TAIL LENGTH	OVERALL GATE LENGTH	6' HIGH		6'+1 HIGH		7' HIGH	
			GALV	SPECTRA	GALV	SPECTRA	GALV	SPECTRA
10'	4'	14'	059110	06004_	059131	06022_	059152	06043_
12'	5'	17'	059111	06005_	059132	06023_	059153	06044_
14'	6'	20'	059112	06006_	059133	06024_	059154	06045_
16'	7'	23'	059113	06001_	059134	06025_	059155	06046_
18'	8'	26'	059114	06002_	059135	06026_	059156	06047_
20'	8'	28'	059115	06003_	059136	06027_	059157	06048_
22'	9'	31'	059116	06007_	059137	06028_	059158	06049_
24'	10'	34'	059117	06008_	059138	06029_	059159	06050_
26'	11'	37'	059118	06009_	059139	06030_	059160	06051_
28'	12'	40'	059119	06010_	059140	06031_	059161	06052_
30'	12'	42'	059120	06011_	059141	06032_	059162	06053_

OPENING	TAIL LENGTH	OVERALL GATE LENGTH	7'+1 HIGH		8' HIGH		8'+1 HIGH	
			GALV	SPECTRA	GALV	SPECTRA	GALV	SPECTRA
10'	4'	14'	059174	06064_	059196	06085_	059238	06106_
12'	5'	17'	059175	06065_	059197	06086_	059239	06107_
14'	6'	20'	059176	06066_	059198	06087_	059246	06108_
16'	7'	23'	059177	06067_	059199	06088_	059247	06109_
18'	8'	26'	059178	06068_	059201	06089_	059248	06110_
20'	8'	28'	059179	06069_	059202	06090_	059249	06111_
22'	9'	31'	059181	06070_	059203	06091_	059251	06112_
24'	10'	34'	059182	06071_	059204	06092_	059252	06113_
26'	11'	37'	059183	06072_	059211	06093_	059253	06114_
28'	12'	40'	059184	06073_	059212	06094_	059254	06115_
30'	12'	42'	059185	06074_	059213	06095_	059256	06116_

### Hardware Kits / For Single Track SurTrac Aluminum Cantilever Gates

DESCRIPTION	FOR SINGLE GATES		FOR DOUBLE GATES		NOTES
	GALV	BLACK	GALV	BLACK	
3-1/2" Single Track Hardware Kit	012431	012435	012478	012482	
4-1/2" Single Track Hardware Kit	012432	012436	012479	012483	
6-5/8" Single Track Hardware Kit	009100	012440	009106	012473	
8-5/8" Single Track Hardware Kit	009101	012441	009107	012474	

Add the following number to the part no. for desired color:

**1-Forest Green   2-Midnight Black   3-Sierra Brown**

### Dual Track SurTrac Aluminum Cantilever Gates

**NOTE:** Without barb wire. Without hardware.

OPENING	TAIL LENGTH	OVERALL PANEL LENGTH	6' HIGH		6'+1 HIGH		7' HIGH	
			GALV	SPECTRA	GALV	SPECTRA	GALV	SPECTRA
32'	13'	45'	059121	06012_	059142	06033_	059163	06054_
34'	14'	48'	059122	06013_	059143	06034_	059164	06055_
36'	15'	51'	059123	06014_	059144	06035_	059165	06056_
38'	16'	54'	059124	06015_	059145	06036_	059166	06057_
40'	16'	56'	059125	06016_	059146	06037_	059167	06058_
42'	17'	59'	059126	06017_	059147	06038_	059168	06059_
44'	18'	62'	059127	06018_	059148	06039_	059169	06060_
46'	19'	65'	059128	06019_	059149	06040_	059170	06061_
48'	20'	68'	059129	06020_	059150	06041_	059171	06062_
50'	20'	70'	059130	06021_	059151	06042_	059172	06063_

OPENING	TAIL LENGTH	OVERALL PANEL LENGTH	7'+1 HIGH		8' HIGH		8'+1 HIGH	
			GALV	SPECTRA	GALV	SPECTRA	GALV	SPECTRA
32'	13'	45'	059186	06075_	059214	06096_	059257	06117_
34'	14'	48'	059187	06076_	059217	06097_	059258	06118_
36'	15'	51'	059188	06077_	059218	06098_	059259	06119_
38'	16'	54'	059189	06078_	059219	06099_	059261	06120_
40'	16'	56'	059190	06079_	059231	06100_	059262	06121_
42'	17'	59'	059191	06080_	059232	06101_	059263	06122_
44'	18'	62'	059192	06081_	059233	06102_	059264	06123_
46'	19'	65'	059193	06082_	059234	06103_	059266	06124_
48'	20'	68'	059194	06083_	059236	06104_	059267	06125_
50'	20'	70'	059195	06084_	059237	06105_	059268	06126_

### Hardware Kits / For Dual Track SurTrac Aluminum Cantilever Gates

DESCRIPTION	FOR SINGLE GATES		FOR DOUBLE GATES		NOTES
	GALV	BLACK	GALV	BLACK	
3-1/2" Dual Track Hardware Kit	012433	012437	012480	012484	
4-1/2" Dual Track Hardware Kit	012434	012438	012481	012485	
6-5/8" Dual Track Hardware Kit	009103	012443	009109	012476	
8-5/8" Dual Track Hardware Kit	009104	012443	009112	012477	

Add the following number to the part no. for desired color:

**1-Forest Green   2-Midnight Black   3-Sierra Brown**

## Aluminum Cantilever Gates

### Reversible SurTrac Aluminum Cantilever Gates

**NOTE:** Without hardware.

**FEATURES:**

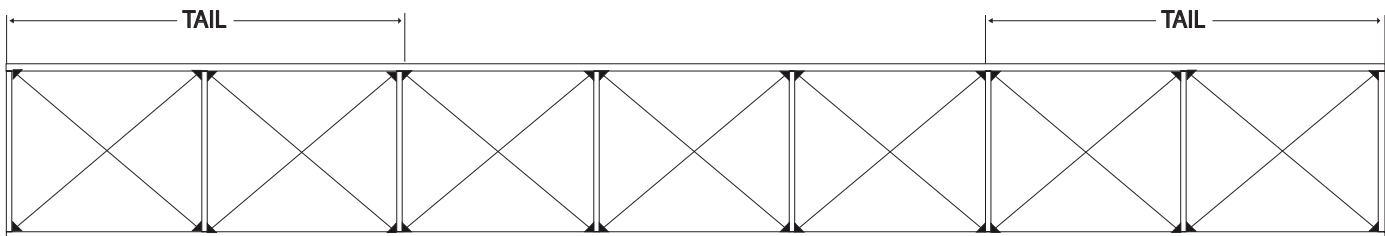
- Standard Size gates that can be hung on right or left side and still maintain perfect balance
- Barb Wire Arm kits can be added for additional security (Barb wire sold separately)
- On the ground availability for immediate replacement when accidents occur
- Ideal for high security and high volume applications
- 5 year warranty on the Gate System

#### 6' HIGH

OPENING	TAIL LENGTH	OVERALL PANEL LENGTH	GALV	BLACK	NOTES
20'	8'	28'	734C00	011484	
24'	10'	34'	735C00	011486	
30'	12'	42'	736C00	011485	

### Hardware Kits / For Reversible SurTrac Aluminum Cantilever Gates

DESCRIPTION	GALV	BLACK	NOTES
3-1/2" Single Track Hardware Kit	012431	012435	
4-1/2" Single Track Hardware Kit	012432	012436	
Barb Arm Kit for 20' and 24' Opening	342Y00	011726	
Barb Arm Kit for 30' Opening	009148	011727	



### Hardware Kit Components / For Single Track and Dual Track SurTrac Aluminum Cantilever Gates

DESCRIPTION	GALV	BLACK	NOTES
Truck Assembly 5/8" Bolt	987L00	—	
Truck Assembly with new bolt style	447906	—	
4-1/2" Cantilever Latch with U-Bolt	012281	012266	
4-1/2" Truck Bracket with U-Bolt	012277	012264	
4-1/2" Bottom Guide Roller with U-Bolt	012280	012265	
6-5/8" Truck Bracket with U-Bolt	171M00	012394	
6-5/8" Bottom Guide Roller with U-Bolt	170M00	012395	
8-5/8" Truck Bracket with U-Bolt	172M00	012396	
8-5/8" Bottom Guide Roller with U-Bolt	173M00	012397	

### Stabilizer Brace / For Single Track and Dual Track SurTrac Aluminum Cantilever Gates

**NOTE** Use with:

- SurTrac gates installed with a gate opener
- Manual SurTrac gates with an opening greater than 24'
- SurTrac gates in high wind areas

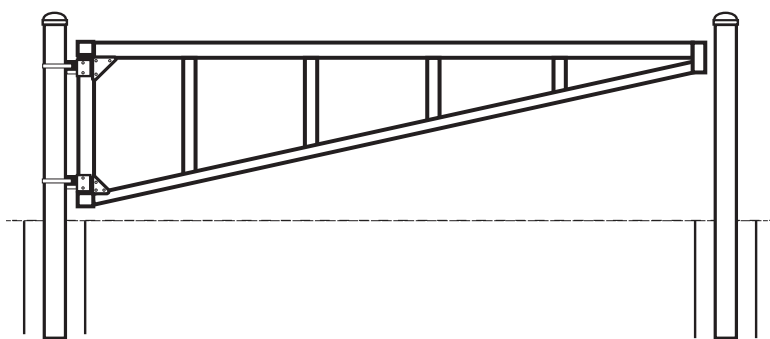
DESCRIPTION	GALV	NOTES
2" x 4" Stabilizer Brace Bolt-on (sold by foot of opening)	429U00	

## Special Order Barrier Gates

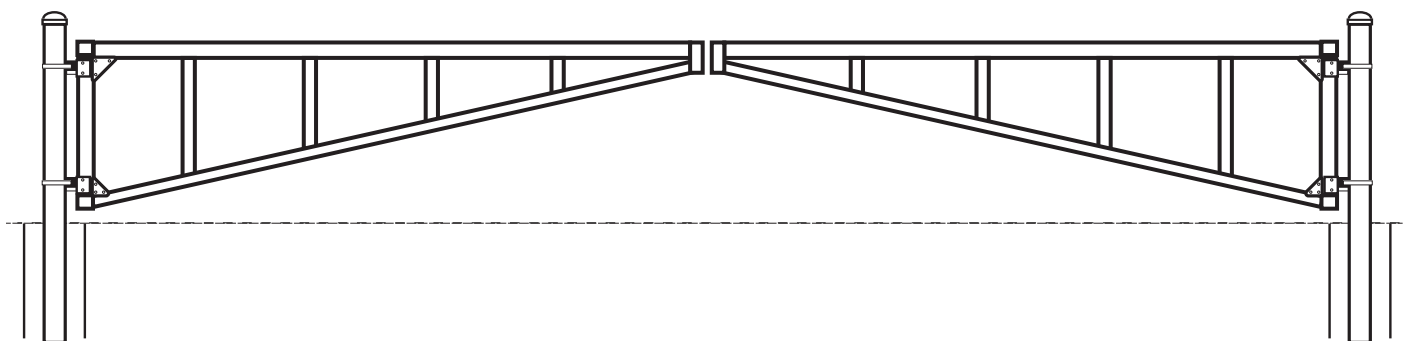
### Contact Your Branch to Order Barrier Gates

1. Gate widths and gate type(s):
2. Gate post size:

### Single Swing Barrier Gates



### Double Swing Barrier Gates



### SWING GATE SPECIFICATIONS (Industrial and Commercial)

#### Frame Size

Standard gates are manufactured from the pipe sizes listed. Other sizes are available on special quotation (All Industrial Gates — Non Stock).

#### Construction

All gates are welded corner construction. Gates include the necessary Bracing and Truss Rods. Gates are manufactured to fit the opening between posts. Specify type and size of gate hardware (sold separately), so gate can be manufactured with proper clearances. Ground clearance is 2".

#### Fabric

Standard fabric will be 2" mesh, 9 gauge, zinc-coated steel. Other sizes and finishes are available on special quotation.

#### Hardware

Single Gates include caps; Double Gates include caps and industrial drop rod assembly. Please refer to the Gate Fittings section for your specific hardware needs.

#### Barb Wire

Gate height is based on overall height of the gate, either with or without barb wire. Barb wire will be 3 strands of 12 1/2 gauge, 4 point.

#### Gate Posts

Gate Posts are sold separately. Refer to post chart for recommended size.

#### Gate Post Recommendation

O.D. FRAME SIZE	GATE HEIGHT	GATE LEAF WIDTH	O.D. PIPE SIZE.	FULL WEIGHT MIN. WT. (LB. PER FT.)
1-5/8"	6' OR LESS	UP TO 4'	2-3/8"	3.65
1-5/8"	6' OR LESS	OVER 4'TO 10'	2-7/8"	5.79
1-5/8"	6' OR LESS	OVER 10'TO 18'	4-1/2"	9.11
1-5/8"	OVER 6'	UP TO 6'	2-7/8"	5.79
1-5/8"	OVER 6'	OVER 6'TO 12'	4-1/2"	9.11
1-5/8"	OVER 6'	OVER 12'TO 18'	6-5/8"	18.97
1-5/8"	OVER 6'	OVER 18'TO 24'	8-5/8"	28.55
1-7/8"	ANY HEIGHT	UP TO 6'	2-7/8"	5.79
1-7/8"	ANY HEIGHT	OVER 6'TO 12'	4-1/2"	9.11
1-7/8"	ANY HEIGHT	OVER 12'TO 18'	6-5/8"	18.97
1-7/8"	ANY HEIGHT	OVER 18'TO 24'	8-5/8"	28.55

Refer to ASTM F567 for minimum requirements for setting gate posts.

Contact branch for post recommendations using Commercial Weight posts.

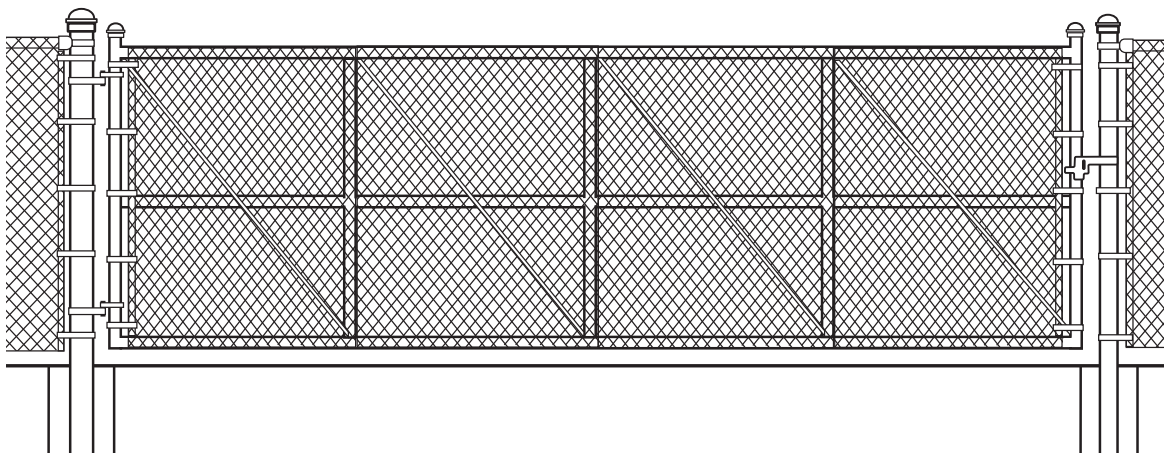
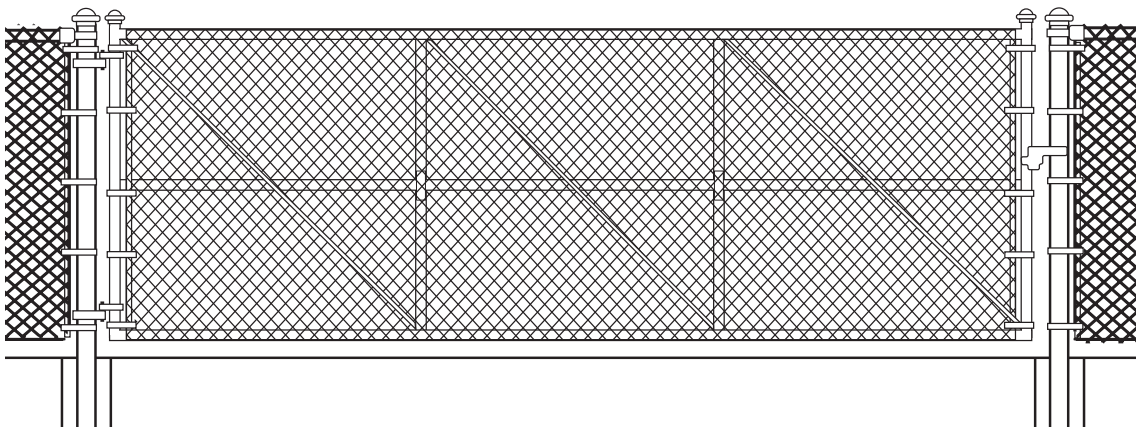
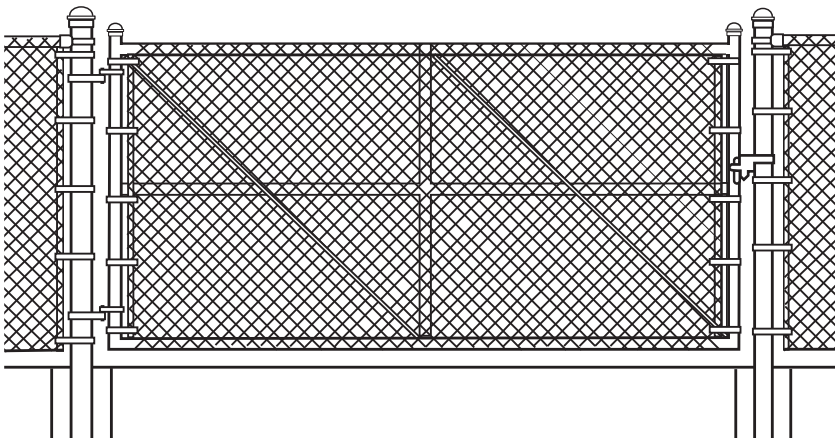
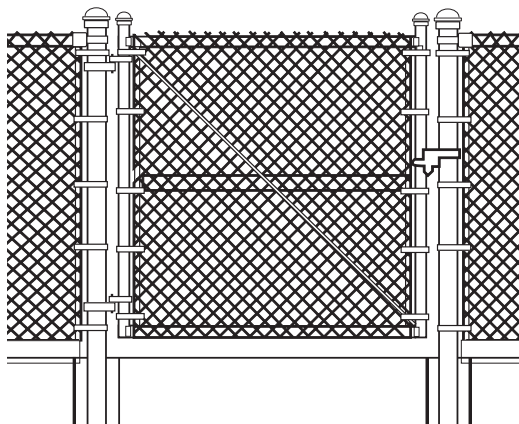
#### Extras

For SlatMaster™ chain-link fabric, a per square foot charge will be added.

# Chain Link - Gates

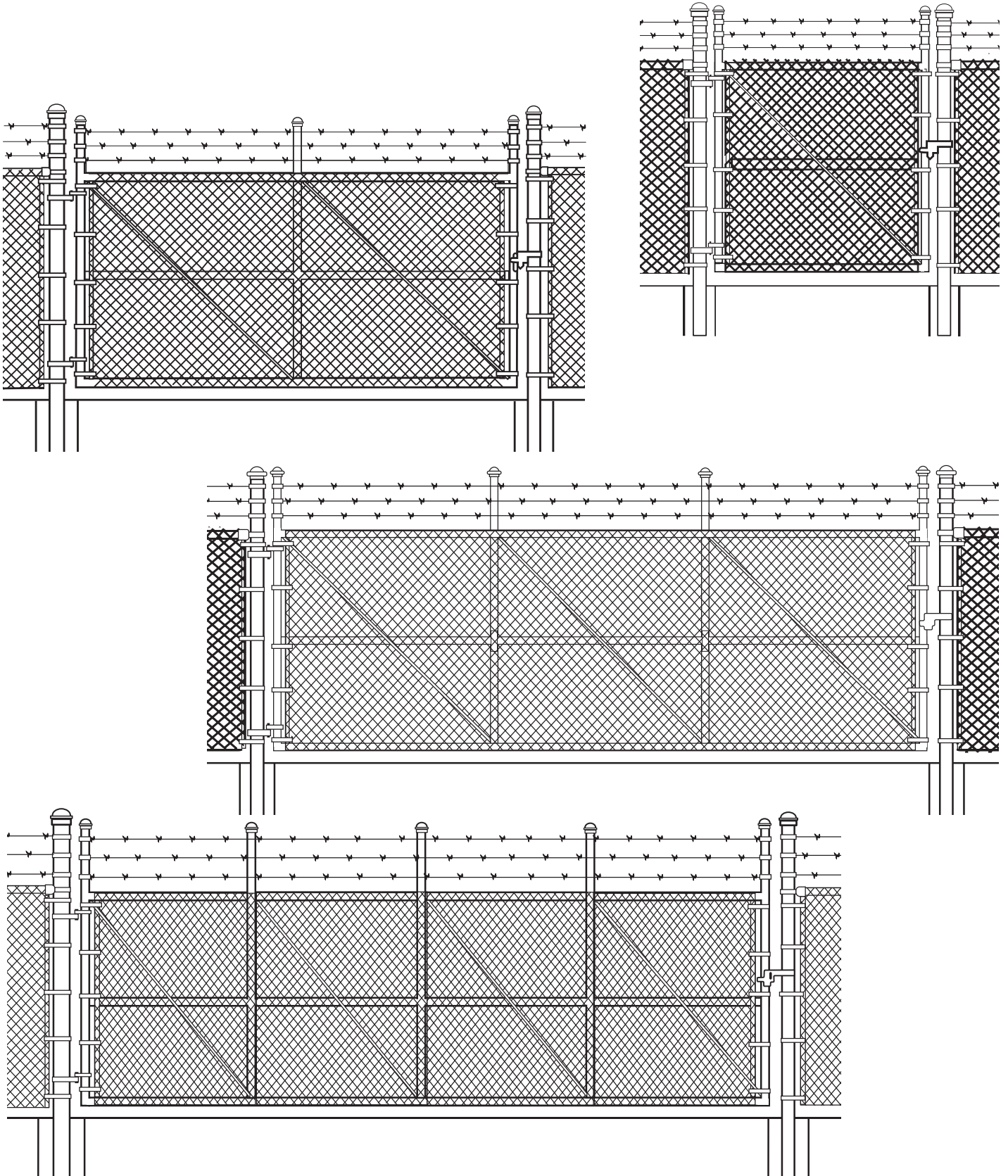


## Industrial Single Swing Gates





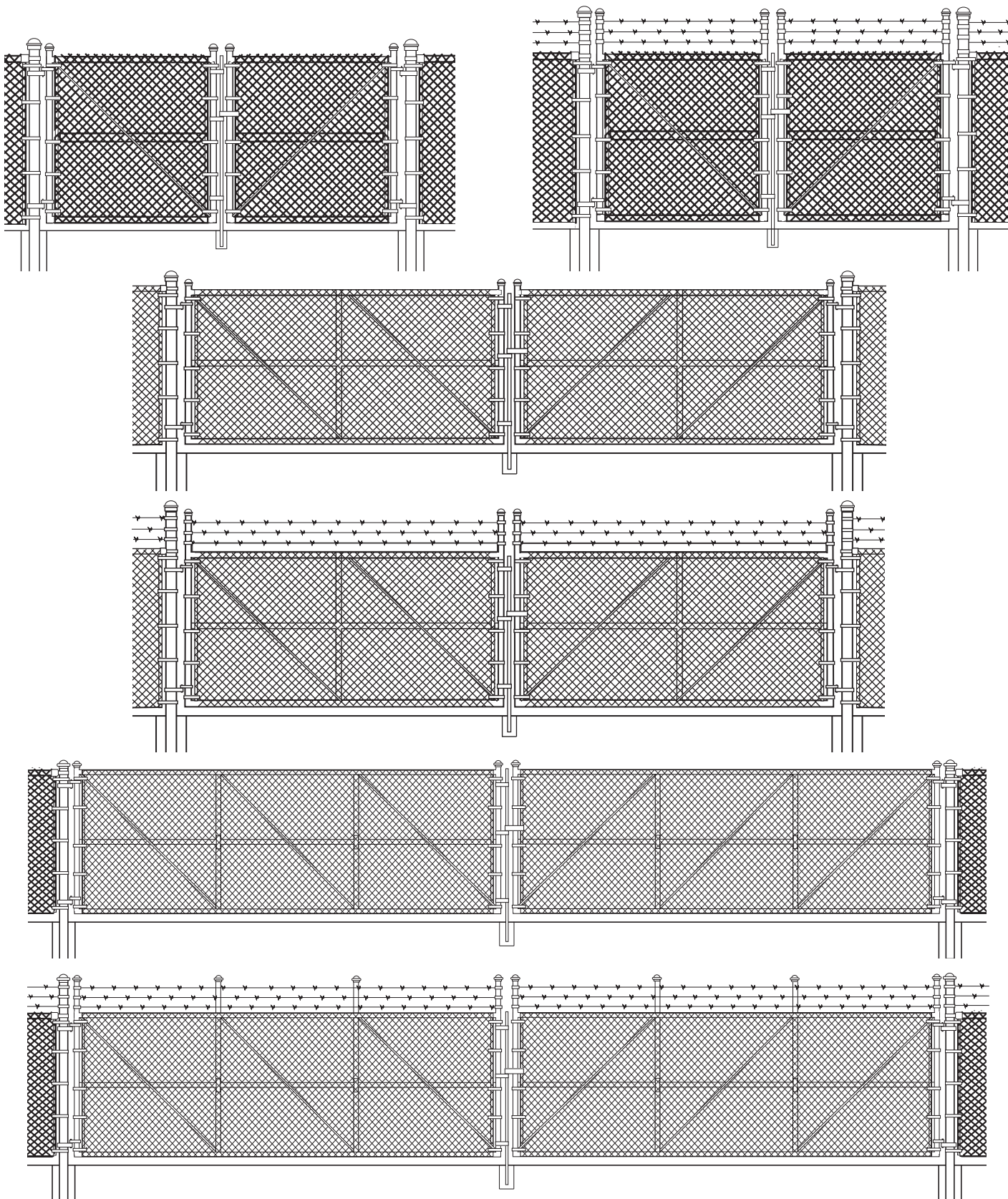
## Industrial Single Swing Gates



# Chain Link - Gates



## Industrial Double Swing Gates



### ROLL GATE SPECIFICATIONS (Industrial and Commercial)

#### Frame Size

Standard gates are manufactured from the pipe sizes listed. Other sizes are available on special quotation (All Industrial Gates — Non Stock).

#### Construction

All gates are welded corner construction. Gates include the necessary Bracing and Truss Rods. Gates are manufactured to fit the opening between posts. To allow for rear pipe track wheels, the actual gate will be 9" longer than opening. Ground clearance is 4" to allow for the ground carrier.

#### Fabric

Standard fabric will be 2" mesh, 9 gauge, zinc-coated steel. Other sizes and finishes are available on special quotation.

#### Hardware

Gates include caps only. Please refer to the Gate Fittings section for your specific hardware needs.

#### Barb Wire

Gate height is based on overall height of the gate, either with or without barb wire. Barb wire will be 3 strands of 12-1/2 gauge, 4 point.

#### Gate Posts

Gate Posts and Safety Post are sold separately. Refer to the post chart for recommended size. Maximum post spacing is 7 feet. Safety Post required.

#### Gate Post Recommendation

GATE HEIGHT	END POST/SAFETY POST		LINE POST	
	FULL WEIGHT O.D. PIPE SIZE.	FULL WEIGHT MIN. WT. (LB. PER FT.)	FULL WEIGHT O.D. PIPE SIZE.	FULL WEIGHT MIN. WT. (LB. PER FT.)
LESS THAN 6'	2-3/8"	3.65	1-7/8"	2.72
6' AND OVER	2-7/8"	5.79	2-3/8"	3.65

Refer to ASTM F567 for minimum requirements for setting gate posts.

#### Track

Full Weight (2.27/ft). Not included. Ordered and priced separately.

#### Extras

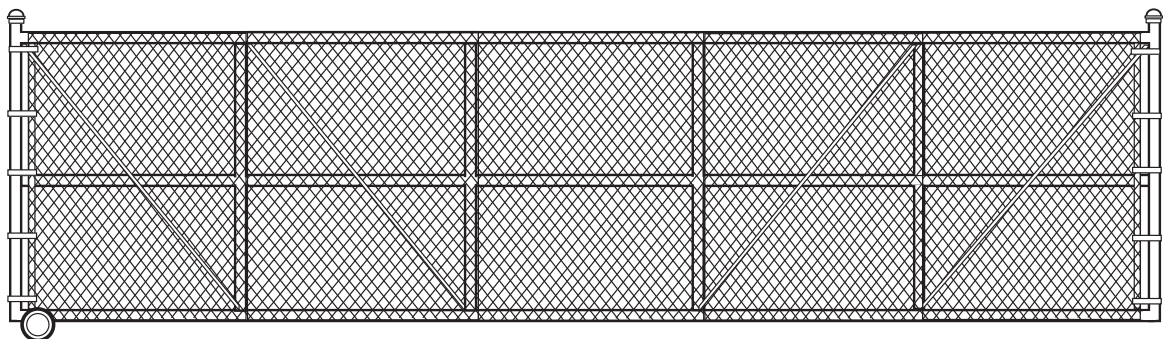
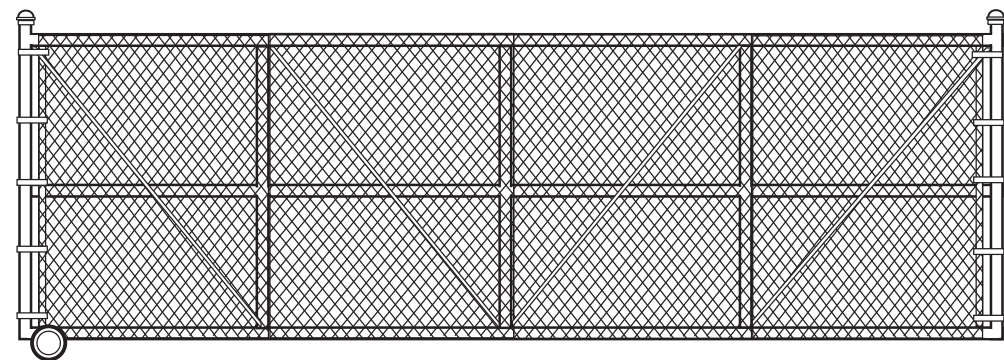
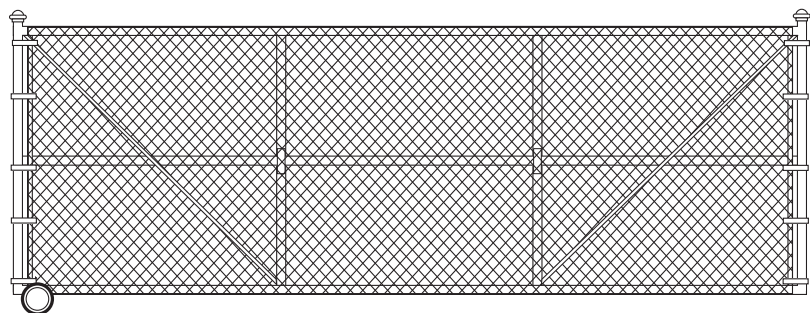
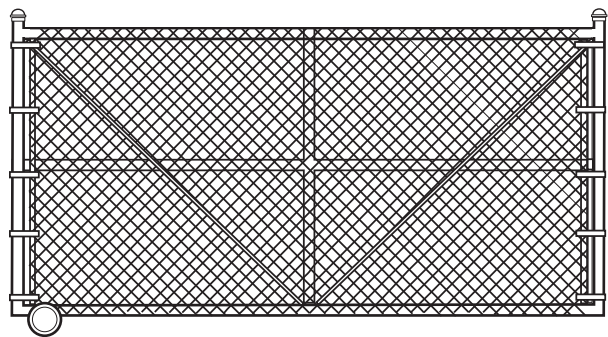
For SlatMaster™ chain-link fabric, a per square foot charge will be added.

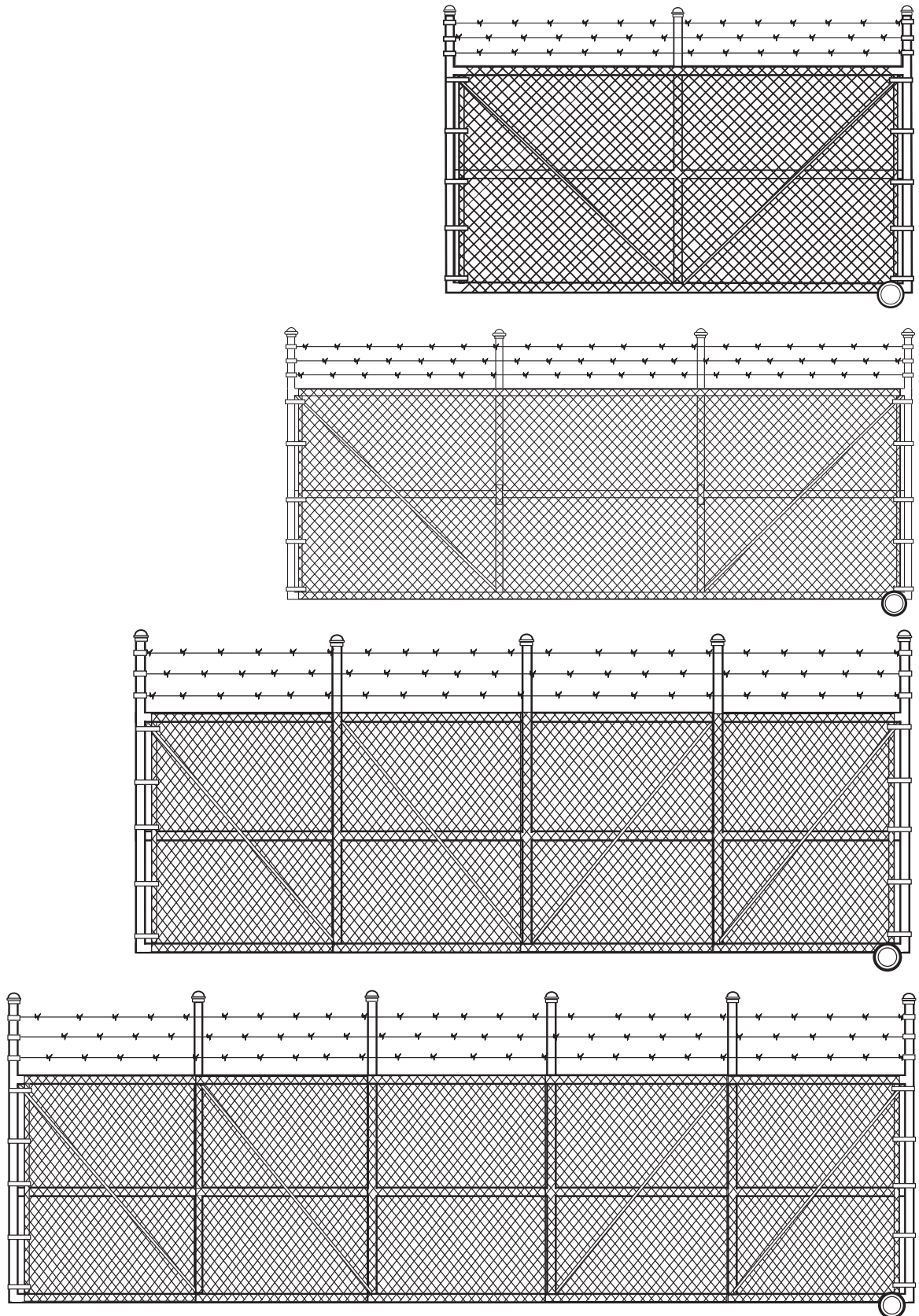
#### Safety Note:

Safety Post required (sold separately).  
Single panels greater than 30' not recommended.



## Industrial Rolling Gates





## Cantilever Gates

### CANTILEVER GATE SPECIFICATIONS

(Industrial and Commercial)

#### Frame Size

Standard gates are manufactured from the pipe sizes listed. Other sizes are available on special quotation (All Cantilever Gates — Non Stock).

Horizontal top & bottom members . . . . . 2-3/8" full weight

Vertical end members. . . . . 1-7/8" full weight

Vertical braces. . . . . 1-7/8" full weight spaced evenly but not more than 5' on centers

Horizontal & Diagonal braces . . . . . 1-5/8" structural or CQ 20

#### Construction

All gates are welded corner construction. Gates include the necessary bracing. Gates are manufactured to fit the opening between posts. Ground clearance is 6" to allow for bottom Cantilever Rollers.

#### Fabric

Standard fabric will be 2" mesh, 9 gauge, zinc-coated steel. Other sizes and finishes are available on special quotation.

#### Hardware

Gates include caps only. Please refer to the Gate Fittings section for your specific hardware needs.

#### Barb Wire

Gate height is based on overall height of the gate, either with or without barb wire. Barb wire will be 3 strands of 12-1/2 gauge, 4 point.

#### Gate Posts

Gate Posts and Safety Post are sold separately. Refer to post chart for recommended size. Post spacing should be 6" less than support panel length. Extend Roller posts 6" above fence line to allow for attachment of top rollers. Safety Post required.

#### Gate Post Recommendation

GATE OPENING WIDTH	FULL WEIGHT O.D. PIPE SIZE	FULL WEIGHT - MINIMUM WEIGHT (LB. PER FT.)
UP TO 12'	2-7/8"	5.79
12'TO 24'	4-1/2"	9.11
24' AND OVER	6-5/8"	18.97

Three 4-1/2" posts may be substituted for two 6 5/8" posts.

Refer to ASTM F567 for minimum requirements for setting gate posts.

#### Support Panel Length

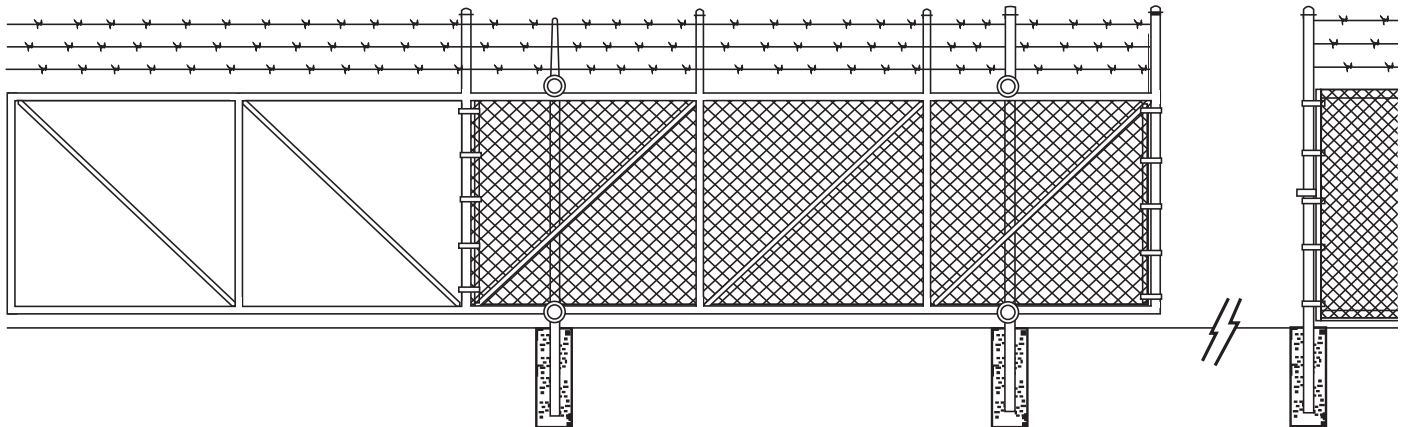
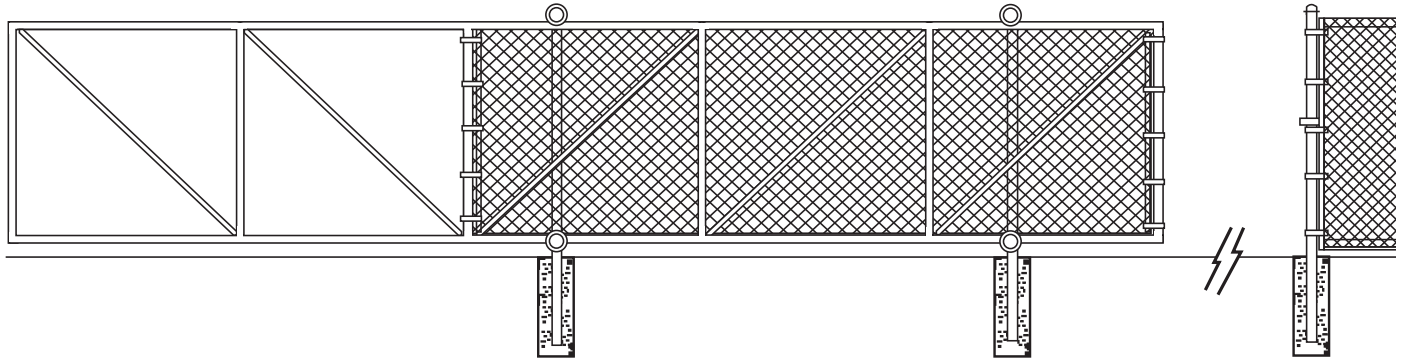
GATE OPENING WIDTH	SUPPORT PANEL LENGTH
5'THROUGH 6' 11"	SAME AS OPENING SIZE PLUS 6"
7'THROUGH 13' 11"	7' 6"
14' AND UP	1/2 THE DISTANCE OF OPENING PLUS 6"

#### Extras

For SlatMaster™ chain-link fabric, a per square foot charge will be added

#### Safety Note:

Safety Post and roller covers/guards are required (sold separately). Single panels greater than 36' not recommended.



## Aluminum Cantilever Gates

### SURTRAC™ ALUMINUM CANTILEVER GATE SPECIFICATIONS

#### Frame Size

Standard gates are manufactured from square aluminum members conforming to ASTM B 221, Alloy and Temper 6061-T6.

Single Track Top Track Rail ..... 2-3/4" x 4-3/4" rectangular aluminum weight 4.62/ft.

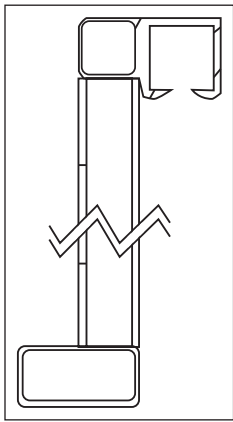
Dual Track Top Track Rail ..... 2-3/4" x 9" rectangular aluminum weight 7.95/ft.

Horizontal bottom member ..... 2" x 4" aluminum weight 1.73/ft, 0.25" thickness.

Gate Frame ..... 2" square aluminum weight 1.12/ft, 0.25" thickness.

Vertical Interior Bracing ..... 2" square aluminum weight 1.12/ft. spaced evenly but not more than 6' on centers.

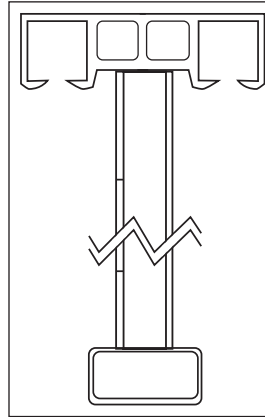
#### Single Track



Single Gates  
up to 30'

Double Gates  
up to 60'

#### Dual Track



Single Gates  
from 30'1" to 50'

Double Gates  
up to 100'

#### Construction

All gates are welded corner construction. Gates include the necessary bracing. Gates are manufactured to fit the opening between posts. Ground clearance is 4".

#### Hardware

3-1/2" 4-1/2", 6-5/8", and 8-5/8" hardware is available, ordered separately.

#### Posts

Gate Posts and Safety Post are sold separately. Refer to post chart for recommended size. Post spacing should be 6" less than support panel length. Extend Roller posts 6" above fence line to allow for attachment of top rollers. Safety Post required for Single Track gates.

For any gate where Support Posts are greater than 10' apart, a line post must be installed, centered between the two Support Posts that is supported on each side with top rail and cross trussed to Support Posts.

#### Fabric

Standard fabric will be 2" mesh, 9 gauge galvanized/aluminized (aluminum-coated steel). Other sizes and finishes are available on special quotation.

#### Barb Wire

Barb wire will be 3 strands of aluminized 12-1/2 gauge, 4 point.

#### Single Gates - Post Recommendation

GATE OPENING WIDTH	SUPPORT POST QTY.	LATCH POST QTY.	SAFETY POST QTY.	LINE POST QTY.	O.D. PIPE SIZE	FW PIPE
UP TO 20'	2	1	1	0	4-1/2"	ASTM F 1043 ASTM F 1083
20'TO 31'	2	1	1	1	4-1/2"	ASTM F 1043 ASTM F 1083
31' AND OVER	4	1	0	1	4-1/2"	ASTM F 1043 ASTM F 1083

Refer to ASTM F567 for minimum requirements for setting gate posts.



## **T-Posts and T-Rail Posts**

Pages AG-4 to AG-5

## **Gripples**

Page AG-6

## **Staples**

Page AG-7

## **Electric Wire and Fence Posts**

Page AG-8

## **Barb Wire, Barbless Wire, and Merchant Wire**

Pages AG-9 to AG-10

## **Woven Wire**

Pages AG-11 to AG-15

## **Welded Wire**

Pages AG-16 to AG-19

## **Hardware Cloth and Poultry Netting**

Page AG-20

## **Panels**

Page AG-21

## **Gates and Gate Accessories**

Pages AG-22 to AG-25

## **Plastic and Wood Slats Fence**


Pages AG-26 to AG-28

# Fences Types

## Cattle Fences

RECOMMENDED

- 4 to 5 strand Barb Wire fences
- Woven Wire fences with 1 or more barb wire strands above the Woven Wire
- Wire Panel fences
- Heavyweight and Extra-Heavyweight wire
- Clearly visible fences
- Minimum fence height: 60"




## Horse Fences

RECOMMENDED

- Square Knot Woven Wire horse fences with less than 4" openings
- Heavyweight and Extra-Heavyweight wire
- Clearly visible fences
- Minimum fence height: 48"

NOT RECOMMENDED

- Barb Wire fences
- High-Tensile Wire fences




## Sheep and Goat Fences

RECOMMENDED

- Woven Wire fences for non-horned sheep and goats
- Mesh Wire fences for non-horned sheep and goats
- Heavyweight and Extra-Heavyweight wire
- Minimum fence height: 39"

NOT RECOMMENDED

- Barb Wire fences
- Temporary fencing




## Hog Fences

RECOMMENDED

- Woven Wire fences with 1 or more barb wire strands along the ground
- Small openings between the woven wires
- Fences built close to the ground
- Medium and Heavyweight wire
- Maximum fence height: 54"

NOT RECOMMENDED

- Barb Wire fences
- Cable fences



## Wire Basics

### Wire Types

#### HIGH TENSILE

With approximately 0.28% carbon content, high tensile wire is significantly stronger and longer lasting than low carbon wire.

#### LOW CARBON

Low Carbon wire is made from steel rod of approximately 0.10% carbon content. This wire is easy to work with and fairly forgiving. Products that are not labeled as High Tensile use Low Carbon wire.

### Wire Coatings

#### BEZINAL

95% Zinc + 5% Aluminum

2-3 times more corrosion resistant than zinc wire with same coating weight

#### CLASS 3

0.80 oz. of zinc/ft<sup>2</sup>

Meets or exceeds ASTM A 121, A 116, and A 641

More than 2.5 times thicker than Class 1 coating

#### CLASS 1

0.28 oz. of zinc/ft<sup>2</sup>

Commonly used to coat low carbon wire

Industry standard

#### COMMERCIAL

Zinc coating with no minimum ASTM coating weight

Commonly used on welded wires, poultry netting, and hardware cloth.

Lowest grade

- 9 gauge
- 10 gauge
- 11 gauge
- 12-1/2 gauge
- 14 gauge
- 14-1/2 gauge
- 16 gauge
- 17 gauge
- 18 gauge
- 20 gauge

### Barb Wire and Electric Wire

#### ELECTRIC WIRE

Consists of one strand of smooth, conductive wire


#### BARB WIRE

Consists of two strands of wire twisted together with barbs evenly spaced

Comes in 2 point barbs or 4 point barbs

#### BARBLESS WIRE

Consists of one strand of smooth wire




Woven Wire and Welded Wire

Woven Wire

1 0 4 7 - 6 - 12-1/2 ga.

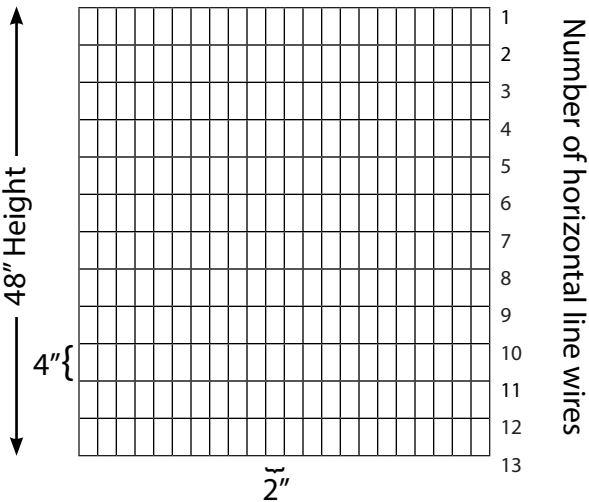
horizontal line wire quantity    roll height    distance between vertical wires (stays)    wire gauge



Welded Wire

2" x 4" x 48"

mesh width    mesh height    roll height



Knot Types for Woven Wire

HINGE KNOT

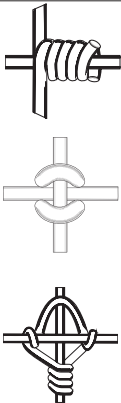
The Hinge Knot stretches and gives, allowing it to absorb animal impact without damage. Uniform crimps keep the hinge knot fence tight under strain.

SQUARE KNOT

Square Knot woven wire has extra vertical strength to withstand heavy impact. The knot construction is smooth to prevent snags and cuts.

FIXED KNOT

The Fixed Knot uses solid vertical stay wires to allow for increased post spacing. The knot cannot come apart under pressure, making it highly resistant to impact. Uniform crimps keep the hinge knot fence tight under strain.



## Acreage Guide

### Conversion Table

LINEAR		
MILES	FEET	RODS
1/32	165	10
1/16	330	20
1/8	660	40
1/4	1,320	80
1/2	2,640	160
1	5,280	320

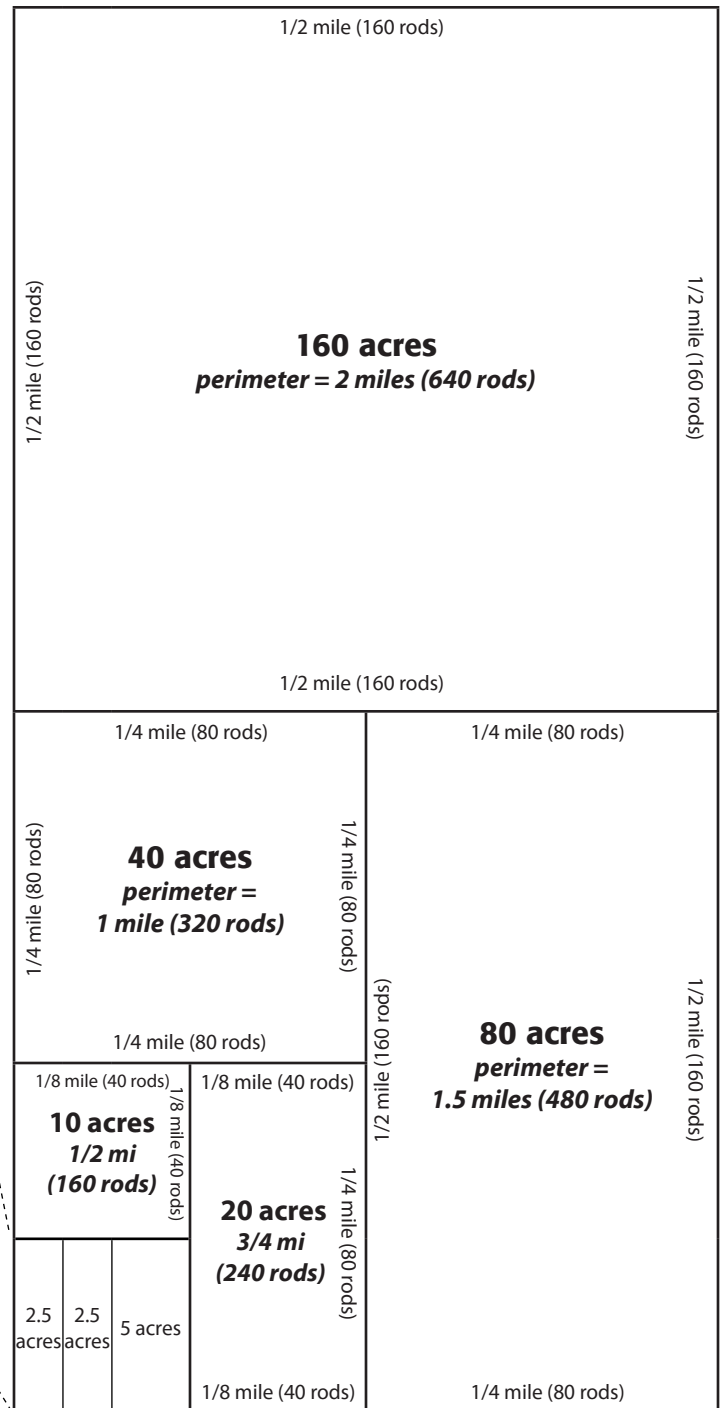
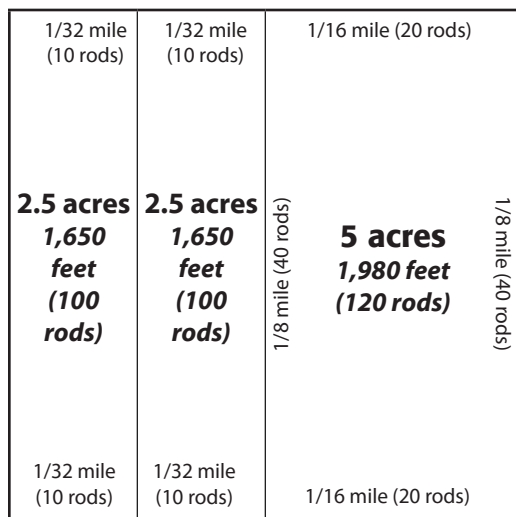
### SQUARE

1 acre = 0.00156 sq. mile

1 acre = 43,560 sq. feet

1 acre = 160 sq. rod

### Closeup View



## T-Posts

### T-Post Fence Post / Heavy Weight 1.33 lb/ft • Without clip

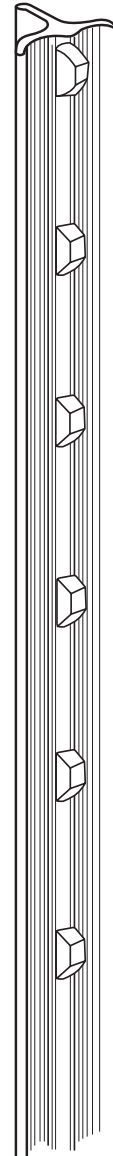
LENGTH	PART NO. GALVANIZED	BUNDLE QTY	WEIGHT	NOTES
6'	034817	200	8.00	

### Studded T-Post Fence Posts / Light Weight .90 lb/ft

LENGTH	PART NO. GREEN	BUNDLE QTY	WEIGHT	NOTES
4'	578H00	200	3.60	
5'	300L00	200	4.50	
6'	036043	200	5.40	
7'	036044	200	6.30	
8'	036045	200	7.20	

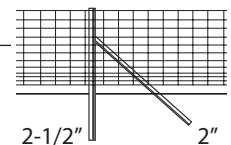
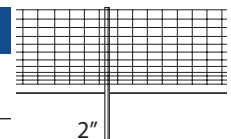
### Studded T-Post Fence Posts / Medium Weight 1.25 lb/ft

LENGTH	PART NO. GREEN	BUNDLE QTY	WEIGHT	NOTES
7'	036050	200	8.75	
10'	036053	200	12.50	



### Angle Braces / Galvanized

DESCRIPTION	PART NO. GREEN	BUNDLE QTY	WEIGHT	NOTES
2" x 2" x 1/4" x 8'	010362	100	25.50	
2-1/2" x 2-1/2" x 1/4" x 8' includes 1/2" x 1-1/4" bolts and nuts	010360	100	32.81	



### Punched T-Rail Fence Posts / Light Weight .95 lb/ft

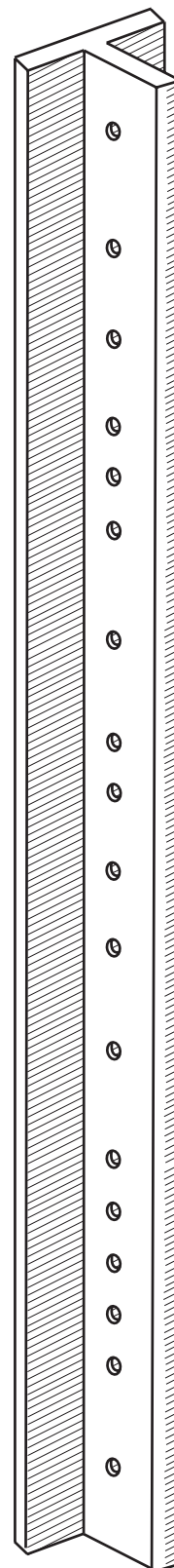
LENGTH	PART NO. GREEN	BUNDLE QTY	WEIGHT	NOTES
6'	036058	50	6.00	
7'	036059	50	7.50	
8'	036061	50	8.60	

### Punched T-Rail Fence Posts / Heavy Weight 1.33 lb/ft

LENGTH	PART NO. GALVANIZED	PART NO. BROWN	BUNDLE QTY	WEIGHT	NOTES
6'	N/A	036055	50	8.00	
7'	034819	036056	50	9.30	
8'	034821	036057	50	11.45	
9'	033204	036064	50	12.90	
10'	033207	036065	50	14.30	
12'	033209	N/A	50	15.96	

### T-Rail Clips

DESCRIPTION	PART NO.	BOX QTY	WEIGHT	NOTES
16 ga.	036032	1000	18.00	





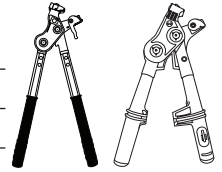
## Gripples

### Gripples / For fence wire • Not to be used with barb wire

DESCRIPTION	PART NO.	FOR WIRE GAUGES	CARTON QTY	WEIGHT	NOTES
Small Gripple	632909	17 to 14	300	.004	
Medium Gripple	036271	14 to 10	200	.060	
Medium Gripple Starter Pack with Torque Tensioning Tool	036273	14 to 10	50	4.00	
Large Gripple	036272	12 to 8	120	.100	
Long Handle Contractor Tensioning Tool	036997	N/A	1	5.50	
Torq Tensioning Tool (600 lbs pull)	633149	N/A	1	2.60	



For fence wire

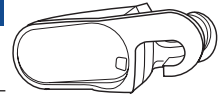


036997 633149

**NOTE:** Fence wire is also known as slick wire or barbless wire.


### Gripple T-Clip

DESCRIPTION	PART NO.	FOR WIRE GAUGES	CARTON QTY.	WEIGHT	NOTES
T-Clip #1	036999	14 to 10	150	.060	



### Gripple Anchor Kits / Includes a pre-cut, fused length of wire rope and a Gripple tensioner

DESCRIPTION	PART NO.	WIRE DIAMETER	WIRE LENGTH	WEIGHT	NOTES
Medium Anchor Support Kit (GPAK 3)	632919	1/8"	15'	0.25	
Large Anchor Support Kit (GPAK 4)	632929	5/32"	16-1/2'	.060	



### Gripple Ground Anchor / Includes a drive tool

DESCRIPTION	PART NO.	WIRE LENGTH	WEIGHT	NOTES
Ground Anchor for Anchor Kit	037264	6'	8.70	



Anchor

Drive Tool

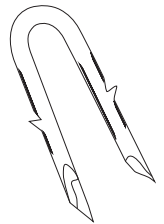


### Galvanized Fence Staples

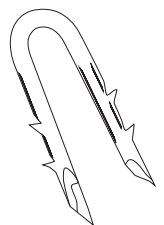
DESCRIPTION	PART NO.	CARTON WEIGHT	NOTES
3/4" Poultry Staple	011229	50.00	
1-1/4" Barbed Staple	011231	10.00	
1-1/2" Barbed Staple	011232	10.00	
1-1/2" Barbed Staple	037346	30.00	
1-3/4" Barbed Staple	011238	10.00	
1-3/4" Barbed Staple	037347	30.00	
1-3/4" Knurled Shank Staple	011230	50.00	
1-3/4" Double Barbed Staple 8 ga.	011490	50.00	
1-3/4" True Fish Hook Barbed Staple	824X00	50.00	
2" Barbed Staple	037086	10.00	
2" Barbed Staple	037348	30.00	
2" True Fish Hook Barbed Staple	796R00	10.00	
2" True Fish Hook Barbed Staple	011237	50.00	
2" Double Lock Knurled Staple Class 3	080188	50.00	



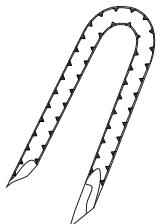
Poultry Staple



Barbed



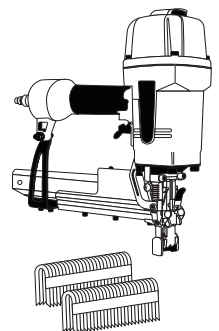
Double Barbed



Knurled

### Pneumatic Stapler and Staples / Staples are Class 3 Galvanized Coating • Staples are 9 ga.

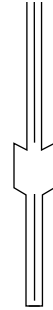
DESCRIPTION	PART NO.	CARTON QTY	WEIGHT	NOTES
Stock-Ade Pneumatic Stapler (ST 400)	273Y00	N/A	9.00	
1-3/4" Barbed Staples for ST 400	415Y00	1200	22.70	
2" Barbed Staples for ST 400	283Y00	1000	22.04	



## Electric Wire

### Electric Fence Post

DESCRIPTION	PART NO.	BUNDLE QTY	WEIGHT	NOTES
48" H x 3/8" with Anchor Plate	036042	10	43.00	




### High Tensile Electric Fence Wire / Class 3 Galvanized

Single coils

DESCRIPTION	PART NO.	GAUGE	FT. PER COIL	COIL WEIGHT	NOTES
Pattern Laid Coil - Min. 170,000 P.S.I.	036217	12-1/2	2000'	10.00	
Pattern Laid Coil - Min. 200,000 P.S.I.	036219	12-1/2	4000'	50.00	
Catch Weight Coil - Min. 200,000 P.S.I.	036216	12-1/2	4000'	100.00	
Catch Weight Coil - Min. 200,000 P.S.I.	036225	14	4200'	100.00	

**Note:** Lengths are approximate



### Galvanized Electric Fence Wire

Feet per reel: 1320  
Single cartons

DESCRIPTION	PART NO.	MILES PER CARTON	CARTON WEIGHT	NOTES
14 ga. - one 80-rod reel per carton	037159	1/4 mi	5.00	
14 ga. - two 80-rod reels per carton	036281	2-1/4 mi	48.00	
16 ga. - four 80-rod reels per carton	036282	4-1/4 mi	88.00	



### Inline Tightener for Electric Fence

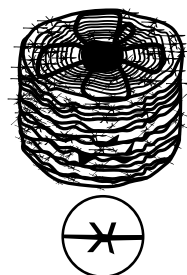
DESCRIPTION	PART NO.	BOX QTY	WEIGHT EA.	NOTES
Strainer with galvanized strap	036279	50	.039	



### High Tensile Barb Wire / Class 3 Galvanized Steel

Reels per pallet: 48

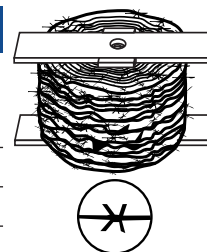
DESCRIPTION	PART NO.	QTY PER REEL	WEIGHT	NOTES
4 pt. 15-1/2 ga. 5" Barb Spacing	036312	1320'	43.00	



### Barb Wire / Class 3 Double Strand Galvanized Steel • Wooden spool/reel

Reels per pallet: 27

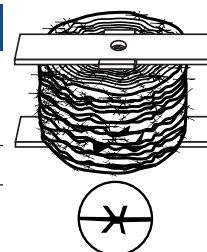
DESCRIPTION	PART NO.	QTY PER REEL	WEIGHT	NOTES
4 pt. 15-1/2 ga. 5" Barb Spacing	844V00	1320'	60.00	
4 pt. 12-1/2 ga. 5" Barb Spacing	013526	1320'	88.00	



### Barb Wire / Class 1 Double Strand Galvanized Steel • Wooden spool/reel

Reels per pallet: 27

DESCRIPTION	PART NO.	QTY PER REEL	WEIGHT	NOTES
4 pt. 12-3/4 ga. 6" Barb Spacing	036310	1320'	75.00	



### Double Barb Wire / Galvanized Steel

DESCRIPTION	PART NO.	WEIGHT	NOTES
Sold by the foot	513793	0.60	



### Barbless Wire / Class 1 Galvanized

Reels per pallet: 27

DESCRIPTION	PART NO.	QTY PER REEL	WEIGHT	NOTES
12-1/2 ga.	013531	1320'	62.00	



## Merchant Wire

### Galvanized Merchant Wire

DESCRIPTION	PART NO.	GAUGE	FT. PER COIL	WEIGHT	NOTES
9 ga.	037157	9	180'	10.00	
12 ga.	037036	12	346'	10.00	
14 ga.	037034	14	585'	10.00	
16 ga.	037031	16	914'	10.00	
9 ga.	037032	9	903'	50.00	
12 ga.	037037	12	1730'	50.00	
14 ga.	037033	14	2926'	50.00	
16 ga.	037067	16	4572'	50.00	



### Black Annealed Merchant Wire

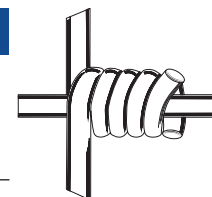
DESCRIPTION	PART NO.	GAUGE	FT. PER COIL	WEIGHT	NOTES
9 ga.	636202	9	180'	10.00	
12 ga.	636262	12	346'	10.00	
9 ga.	636192	9	903'	50.00	
12 ga.	636272	12	1730'	50.00	
14 ga.	534008	14	2926'	50.00	
16 ga.	534011	16	4572'	50.00	



### High Tensile Field Fence - Hinge Knot / Class 3 Galvanized

Feet per roll: 330  
Rolls per pallet: 9

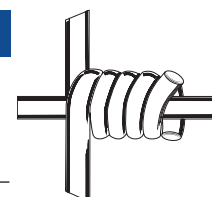
STYLE	PART NO.	HEIGHT	STRANDS	STAY SPACING	WEIGHT	NOTES
832 - 6 - 14-1/2 ga.	056580	32"	8	6"	94.00	
939 - 6 - 14-1/2 ga.	036177	39"	9	6"	97.00	
1047 - 6 - 14-1/2 ga.	056587	47"	10	6"	120.00	
1047 - 6 - 12-1/2 ga.	056574	47"	10	6"	151.00	
1478 - 6 - 12-1/2 ga.	036223	78"	14	6"	271.00	
1478 - 12 - 12-1/2 ga.	416Y00	78"	14	12"	121.00	



### Field Fence - Hinge Knot / Class 1 Galvanized

Feet per roll: 330  
Rolls per pallet: 9

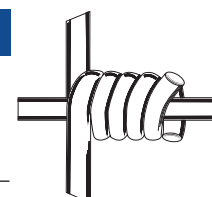
STYLE	PART NO.	HEIGHT	STRANDS	STAY SPACING	WEIGHT	NOTES
832 - 6 - 12-1/2 ga.	036180	32"	8	6"	132.00	
939 - 6 - 12-1/2 ga.	056562	39"	9	6"	168.00	
1047 - 6 - 12-1/2 ga.	036178	47"	10	6"	175.00	
1047 - 12 - 12-1/2 ga.	036201	47"	10	12"	130.00	
1047 - 12 - 14-1/2 ga.	056754	47"	10	12"	93.00	
1155 - 6 - 12-1/2 ga.	036209	55"	11	6"	212.00	



### Field Fence - Hinge Knot / Commercial Galvanized

Feet per roll: 330  
Rolls per pallet: 9

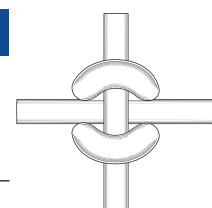
STYLE	PART NO.	HEIGHT	STRANDS	STAY SPACING	WEIGHT	NOTES
1047 - 6 - 12-1/2 ga.	036207	47"	10	6"	175.00	



### Field Fence - Square Knot / Class 1 Galvanized

Feet per roll: 330  
Rolls per pallet: 4

STYLE	PART NO.	HEIGHT	STRANDS	STAY SPACING	WEIGHT	NOTES
949 - 12 - 9 ga.	036029	49"	9	12"	278.00	



## Woven Field Fence

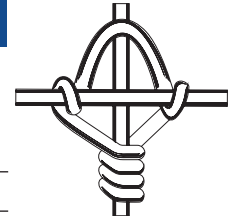
### High Tensile Field Fence - Fixed Knot / Class 3 Galvanized

Feet per roll: 330  
Rolls per pallet: 9

STYLE	PART NO.	HEIGHT	STRANDS	STAY SPACING	WEIGHT	NOTES
842 - 12 - 12-1/2 ga.	036181	42"	8	12"	117.00	
1047 - 6 - 12-1/2 ga.	036204	47"	10	6"	179.94	
949 - 12 - 12-1/2 ga.	036179	49"	9	12"	130.00	

Feet per roll: 660  
Rolls per pallet: 5

842 - 12 - 12-1/2 ga.	036182	42"	8	12"	220.00	
1060 - 12 - 12-1/2 ga.	036235	60"	10	12"	295.00	




### Field Fence - Fixed Knot / Class 1 Galvanized

Feet per roll: 330  
Rolls per pallet: 4

STYLE	PART NO.	HEIGHT	STRANDS	STAY SPACING	WEIGHT	NOTES
842 - 16 - 9-3/4 ga.	036022	42"	8	16"	181.00	
948 - 16 - 9-3/4 ga.	036024	48"	9	16"	203.00	
1796 - 12 - 12-1/2 ga.	037272	96"	17	12"	258.00	

Feet per roll: 660  
Single rolls

842 - 16 - 9-3/4 ga.	036023	42"	8	16"	358.00	
948 - 16 - 9-3/4 ga.	036025	48"	9	16"	405.00	



### MTO Approved High Tensile Field Fence - Fixed Knot / Class 3 Galvanized

Feet per roll: 330  
Rolls per pallet: 9

STYLE	PART NO.	HEIGHT	STRANDS	STAY SPACING	WEIGHT	NOTES
949 - 12 - 12-1/2 ga.	036199	49"	9	12"	130.00	

Feet per roll: 660  
Rolls per pallet: 5

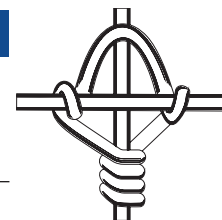
949 - 12 - 12-1/2 ga.	036200	49"	9	12"	260.00	
-----------------------	--------	-----	---	-----	--------	--



### High Tensile Wildlife Fence - Fixed Knot / Class 3 Galvanized

Feet per roll: 330  
Single roll

STYLE	PART NO.	HEIGHT	STRANDS	STAY SPACING	WEIGHT	NOTES
1348 - 6 - 12-1/2 ga.	036231	48"	13	6"	224.00	
1060 - 6 - 12-1/2 ga.	036234	60"	10	6"	210.00	
1561 - 6 - 12-1/2 ga.	036951	61"	15	6"	279.00	
1775 - 6 - 12-1/2 ga.	036239	75"	17	6"	332.00	
1775 - 12 - 12-1/2 ga.	036226	75"	17	12"	243.00	
1796 - 6 - 12-1/2 ga.	036236	96"	17	6"	367.00	
2096 - 6 - 12-1/2 ga.	036230	96"	20	6"	414.00	
2096 - 12 - 12-1/2 ga.	036229	96"	20	12"	276.00	



### MTO Approved Wildlife Fence - Fixed Knot / Class 3 Galvanized

Feet per roll: 330  
Rolls per pallet: 4

STYLE	PART NO.	HEIGHT	STRANDS	STAY SPACING	WEIGHT	NOTES
948 - 16 - 9-3/4 ga.	036026	48"	9	16"	203.00	
Feet per roll: 660 Single roll						
948 - 16 - 9-3/4 ga.	036027	48"	9	16"	406.00	

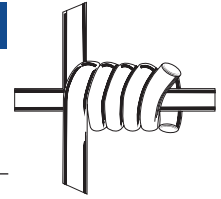


## Woven Sheep and Goat Fence

### Sheep and Goat Fence - Hinge Knot / 4"W x 4"H Mesh • Class 1 Galvanized

Feet per roll: 330  
Rolls per pallet: 4

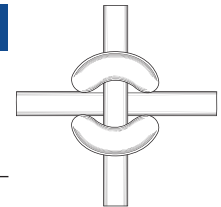
STYLE	PART NO.	HEIGHT	STRANDS	STAY SPACING	WEIGHT	NOTES
1348 - 4 - 12-1/2 ga.	036028	48"	13	4"	261.00	



### Sheep and Goat Fence - Square Knot / 4"W x 4"H Mesh • Class 1 Galvanized

Feet per roll: 100  
Rolls per pallet: 4

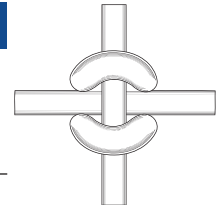
STYLE	PART NO.	HEIGHT	STRANDS	STAY SPACING	WEIGHT	NOTES
1348 - 4 - 12-1/2 ga.	825X00	48"	13	4"	76.00	



### Yard, Garden, and Kennel Fence - Square Knot / 2"W x 2"H Mesh • Class 1 Galvanized

Feet per roll: 50  
Rolls per pallet: 20

STYLE	PART NO.	HEIGHT	STRANDS	STAY SPACING	WEIGHT	NOTES
2548 - 2 - 16 ga.	036149	48"	25	2"	33.00	





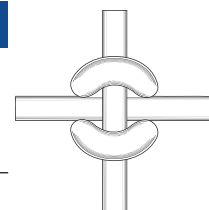
### High Tensile Non-Climb Horse Fence - Square Knot / 2"W x 4"H Mesh • Class 1 Beznal Coating

Feet per roll: 100  
Rolls per pallet: 11

STYLE	PART NO.	HEIGHT	HORIZONTAL GAUGE	VERTICAL GAUGE	WEIGHT	NOTES
48" H	036184	48"	12-1/2	14	122.00	
60" H	036188	60"	12-1/2	14	151.00	
72" H	036189	72"	12-1/2	14	179.00	

Feet per roll: 200  
Rolls per pallet: 6

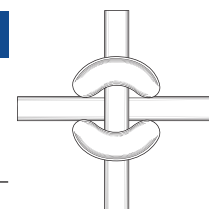
48" H	036193	48"	12-1/2	14	244.00	
60" H	036195	60"	12-1/2	14	302.00	



### Non-Climb Horse Fence - Square Knot / 2"W x 4"H Mesh • Class 3 Galvanized

Feet per roll: 100  
Rolls per pallet: 9

STYLE	PART NO.	HEIGHT	HORIZONTAL GAUGE	VERTICAL GAUGE	WEIGHT	NOTES
60" H	011488	60"	10	12-1/2	151.00	




## Welded Wire Fabric

### GAW Welded Wire Fabric / 16 ga.

Feet per roll: 100  
Rolls per pallet: 16

DESCRIPTION	PART NO.	HEIGHT	MESH SIZE W x H	GAUGE	WEIGHT	NOTES
1/2" x 1/2" x 24"	036071	24"	1/2" x 1/2"	16	96.00	
1/2" x 1/2" x 36"	036072	36"	1/2" x 1/2"	16	144.00	
1/2" x 1/2" x 48"	036073	48"	1/2" x 1/2"	16	192.00	




1/2" x 1/2"


### GBW Welded Wire Fabric / 16 ga.

Feet per roll: 100  
Rolls per pallet: 9


DESCRIPTION	PART NO.	HEIGHT	MESH SIZE W x H	GAUGE	WEIGHT	NOTES
1" x 1" x 12"	037247	12"	1" x 1"	16	43.00	
1" x 1" x 15"	036080	15"	1" x 1"	16	35.00	
1" x 1" x 18"	036081	18"	1" x 1"	16	37.00	
1/2" x 1" x 24"	036076	24"	1/2" x 1"	16	73.00	
1" x 1" x 24"	036082	24"	1" x 1"	16	49.00	
1/2" x 1" x 36"	036078	36"	1/2" x 1"	16	109.00	
1" x 1" x 36"	036084	36"	1" x 1"	16	73.00	
1" x 2" x 36"	006036	36"	1" x 2"	16	55.00	
2" x 2" x 36"	036088	36"	2" x 2"	16	37.00	
1/2" x 1" x 48"	036079	48"	1/2" x 1"	16	144.00	
1" x 1" x 48"	036085	48"	1" x 1"	16	96.00	
1" x 2" x 48"	036087	48"	1" x 2"	16	73.00	
2" x 2" x 48"	036089	48"	2" x 2"	16	49.00	
1" x 1" x 60"	036086	60"	1" x 1"	16	120.00	
2" x 2" x 60"	036090	60"	2" x 2"	16	61.00	




1/2" x 1"



1" x 1"



1" x 2"




2" x 2"


### Galvanized Welded Wire Fabric

Feet per roll: 100  
Rolls per pallet: 9


DESCRIPTION	PART NO.	HEIGHT	MESH SIZE W x H	GAUGE	WEIGHT	NOTES
1" x 1" x 12"	036094	12"	1" x 1"	14	41.00	
1" x 1" x 15"	036095	15"	1" x 1"	14	50.00	
1" x 1" x 18"	038382	18"	1" x 1"	14	63.00	
1/2" x 1" x 24"	036091	24"	1/2" x 1"	14	119.00	
1" x 1" x 24"	036096	24"	1" x 1"	14	80.00	
2" x 2" x 24"	036112	24"	2" x 2"	14	41.00	
1/2" x 1" x 30"	036092	30"	1/2" x 1"	14		
1" x 1" x 30"	036097	30"	1" x 1"	14	99.00	
1/2" x 1" x 36"	036093	36"	1/2" x 1"	14	177.00	
1" x 1" x 36"	036098	36"	1" x 1"	14	119.00	
2" x 2" x 36"	036113	36"	2" x 2"	14	57.00	
1" x 1" x 48"	036099	48"	1" x 1"	14	166.00	
2" x 1" x 48"	036105	48"	2" x 1"	14	119.00	
2" x 2" x 48"	036114	48"	2" x 2"	14	84.00	
2" x 2" x 48"	036117	48"	2" x 2"	12-1/2	137.00	
2" x 2" x 48"	036119	48"	2" x 2"	10	225.00	
1" x 1" x 60"	038383	60"	1" x 1"	14	207.00	
1" x 2" x 60"	958A00	60"	1" x 2"	14	149.00	
2" x 2" x 60"	036115	60"	2" x 2"	14	99.00	
2" x 2" x 60"	036118	60"	2" x 2"	12-1/2	170.00	
2" x 2" x 60"	036120	60"	2" x 2"	10	259.00	




1/2" x 1/2"




1/2" x 1"



1" x 1"



1" x 2"



2" x 2"

## Utility Welded Wire Fabric


### Utility Welded Wire Fabric / 14 ga.

Feet per roll: 50  
Rolls per pallet: 16

DESCRIPTION	PART NO.	HEIGHT	MESH SIZE W x H	GAUGE	WEIGHT	NOTES
2" x 4" x 36"	056355	36"	2" x 4"	14	24.00	
2" x 4" x 48"	056360	48"	2" x 4"	14	31.50	
2" x 4" x 60"	056365	60"	2" x 4"	14	39.00	
2" x 4" x 72"	056370	72"	2" x 4"	14	47.00	

Feet per roll: 100  
Rolls per pallet: 9

2" x 4" x 36"	036123	36"	2" x 4"	14	41.00	
2" x 4" x 48"	036124	48"	2" x 4"	14	60.00	
2" x 4" x 60"	036125	60"	2" x 4"	14	76.00	
2" x 4" x 72"	036126	72"	2" x 4"	14	89.00	



2" x 4"


### Utility Welded Wire Fabric / 12-1/2 ga.

Feet per roll: 50  
Rolls per pallet: 16

DESCRIPTION	PART NO.	HEIGHT	MESH SIZE W x H	GAUGE	WEIGHT	NOTES
2" x 4" x 36"	056382	36"	2" x 4"	12-1/2	36.00	
2" x 4" x 48"	056384	48"	2" x 4"	12-1/2	48.00	
2" x 4" x 60"	056386	60"	2" x 4"	12-1/2	59.50	
2" x 4" x 72"	056388	72"	2" x 4"	12-1/2	70.50	

Feet per roll: 100  
Rolls per pallet: 9

2" x 4" x 48"	056652	48"	2" x 4"	12-1/2	96.00	
2" x 4" x 60"	056653	60"	2" x 4"	12-1/2	119.00	
2" x 4" x 72"	056654	72"	2" x 4"	12-1/2	141.00	




2" x 4"

### Welded Corn Crib Fabric / 12-1/2 ga.

Feet per roll: 100  
Rolls per pallet: 9

DESCRIPTION	PART NO.	HEIGHT	MESH SIZE W x H	GAUGE	WEIGHT	NOTES
2" x 4" x 48"	036128	48"	2" x 4"	12-1/2	107.00	




2" x 4"

### Crimped Lawn Fence - Knuckle Top / Class 3 Galvanized • 12-1/2 ga.

Feet per roll: 100  
Rolls per pallet: 9

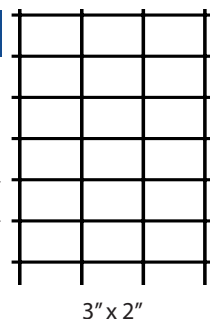
STYLE	PART NO.	HEIGHT	MESH SIZE W x H	GAUGE	WEIGHT	NOTES
1036 - 2 - 12-1/2 ga	036133	36"	2" x 4"	12-1/2	74.00	
1348 - 2 - 12-1/2 ga.	036135	48"	2" x 4"	12-1/2	98.00	
1660 - 2 - 12-1/2 ga.	036137	60"	2" x 4"	12-1/2	122.00	
1972 - 2 - 12-1/2 ga.	036139	72"	2" x 4"	12-1/2	146.00	



### Utility Garden Fence / 16 ga.

Feet per roll: 50  
Rolls per pallet: 25


DESCRIPTION	PART NO.	HEIGHT	MESH SIZE W x H	GAUGE	WEIGHT	NOTES
3" x 2" x 36"	036146	36"	3" x 2"	16	15.00	



### Commerical Garden Fence / Class 3 Galvanized • 14 ga.

Feet per roll: 50  
Rolls per pallet: 25

STYLE	PART NO.	HEIGHT	STRANDS	STAY SPACING	WEIGHT	NOTES
1835 - 4 - 14 ga.	036140	35"	18	4"	23.00	




## Hardware Cloth and Poultry Netting


### GAW Hardware Cloth

Feet per roll: 50

DESCRIPTION	PART NO.	HEIGHT	MESH SIZE W x H	GAUGE	WEIGHT	NOTES
1/4" x 1/4" x 24"	037201	24"	1/4" x 1/4"	23	15.00	
1/2" x 1/2" x 24"	037204	24"	1/2" x 1/2"	19	19.00	
1/4" x 1/4" x 36"	037202	36"	1/4" x 1/4"	23	23.00	
1/2" x 1/2" x 36"	037205	36"	1/2" x 1/2"	19	29.00	
1/4" x 1/4" x 48"	037203	48"	1/4" x 1/4"	23	30.00	
1/2" x 1/2" x 48"	037206	48"	1/2" x 1/2"	19	38.00	



1/4" x 1/4"



1/2" x 1/2"

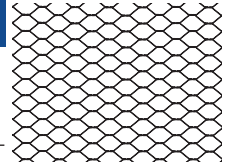
Feet per roll: 100

1/4" x 1/4" x 36"	827X00	36"	1/4" x 1/4"	18	50.00	
-------------------	--------	-----	-------------	----	-------	--

### Poultry Netting

Feet per roll: 25

DESCRIPTION	PART NO.	HEIGHT	MESH SIZE W x H	GAUGE	WEIGHT	NOTES
1" x 1" x 24"	061420	24"	1" x 1"	22	3.50	
1" x 1" x 36"	061422	36"	1" x 1"	22	5.00	
1" x 1" x 48"	061425	48"	1" x 1"	22	6.00	



1" x 1"

Feet per roll: 50

1" x 1" x 24"	061421	24"	1" x 1"	22	7.00	
1" x 1" x 36"	061423	36"	1" x 1"	22	10.00	
1" x 1" x 48"	061426	48"	1" x 1"	22	12.00	
1" x 1" x 60"	061427	60"	1" x 1"	22	15.00	
1" x 1" x 72"	061428	72"	1" x 1"	22	18.00	

Feet per roll: 150

1" x 1" x 24"	056610	24"	1" x 1"	20	30.50	
1" x 1" x 36"	061424	36"	1" x 1"	22	30.00	
1" x 1" x 48"	056612	48"	1" x 1"	20	60.17	
1" x 1" x 60"	008557	60"	1" x 1"	20	66.12	
1" x 1" x 72"	061429	72"	1" x 1"	22	88.00	

### Hog Panel / Pre-Galvanized Wire with Hot Dipped Zinc Coating

DESCRIPTION	PART NO.	HEIGHT	LINE WIRES	GAUGE	WEIGHT	NOTES
34" x 16'	036131	34"	11	4	29.00	

6"
6"
5"
4"
3"
2"
2"
2"

### Sheep and Goat Panel / Pre-Galvanized Wire with Hot Dipped Zinc Coating

DESCRIPTION	PART NO.	HEIGHT	LINE WIRES	GAUGE	WEIGHT	NOTES
48" x 16'	484B00	48"	13	4	51.00	

4"
4"
4"
4"
4"
4"
4"
4"
4"
4"

### Combo Panel / Pre-Galvanized Wire with Hot Dipped Zinc Coating

DESCRIPTION	PART NO.	HEIGHT	LINE WIRES	GAUGE	WEIGHT	NOTES
50" x 16'	946G00	50"	13	8	42.00	

6"
6"
6"
6"
6"
6"
4"
3"
3"
2"

### Cattle Panel / Pre-Galvanized Wire with Hot Dipped Zinc Coating

DESCRIPTION	PART NO.	HEIGHT	LINE WIRES	GAUGE	WEIGHT	NOTES
52" x 16'	036130	52"	13	4	32.00	

6"
6"
6"
6"
6"
6"
6"
6"
4"

### Horse Panel / Pre-Galvanized Wire with Hot Dipped Zinc Coating


DESCRIPTION	PART NO.	HEIGHT	LINE WIRES	GAUGE	WEIGHT	NOTES
60" x 16'	000P81	60"	16	6	70.19	

4"
4"
4"
4"
4"
4"
4"
4"
4"
4"
4"
4"
4"
4"
4"

## Farm Gates

### 6 Bar Farm Gates / 1-3/4" Diameter Welded Steel Tube Construction • 19 ga.

DESCRIPTION	PART NO. GALVANIZED	HEIGHT	BAR SPACING	WEIGHT	NOTES
4' Wide	036004	50"	10"	18.00	
6' Wide	036005	50"	10"	26.00	
8' Wide	036006	50"	10"	35.00	
10' Wide	036007	50"	10"	43.00	
12' Wide	036008	50"	10"	51.00	
14' Wide	036009	50"	10"	60.00	
16' Wide	036010	50"	10"	68.00	
18' Wide	036011	50"	10"	78.00	




**Note:** Includes 2 hinges with 5/8" x 6" screw hooks.

Does not include 5/8" x 12" hinge bolt.

### Diamond 6 Bar Farm Gates / 1-1/4" Square Tube • Green Powder Coated • 14 ga.

DESCRIPTION	PART NO. GREEN	HEIGHT	BAR SPACING	WEIGHT	NOTES
4' Wide	036157	48"	7-1/2"	45.00	
6' Wide	036158	48"	7-1/2"	61.00	
8' Wide	036159	48"	7-1/2"	80.00	
10' Wide	036160	48"	7-1/2"	98.00	
12' Wide	036161	48"	7-1/2"	116.00	
14' Wide	036162	48"	7-1/2"	134.00	
16' Wide	036163	48"	7-1/2"	154.00	



**Note:** Includes 2 adjustable hinges and a welded chain latch.


Does not include 3/4" x 12" hinge bolt.



### Wire-Filled Farm Gates / 1-3/4" Tube Frame 19 ga. • 2" x 4" Mesh

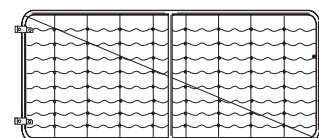
DESCRIPTION	PART NO. BLACK	HEIGHT	MESH SIZE W x H	WEIGHT	NOTES
4' Wide	011555	50"	2" x 4"	26.00	
6' Wide	011556	50"	2" x 4"	35.00	
8' Wide	011557	50"	2" x 4"	44.00	
10' Wide	011558	50"	2" x 4"	53.00	
12' Wide	011559	50"	2" x 4"	61.00	
14' Wide	011560	50"	2" x 4"	72.00	
16' Wide	011561	50"	2" x 4"	83.00	

**Note:** Includes hardware.



### Wire-Filled Farm Gates

DESCRIPTION	PART NO.	HEIGHT	WEIGHT	NOTES
10' Wide	053981	48"	45.00	
12' Wide	053983	48"	55.00	
14' Wide	053985	48"	60.00	
16' Wide	053987	48"	65.00	
18' Wide	053989	48"	75.00	
MTQ Approved 16' Wide	053980	48"	75.00	

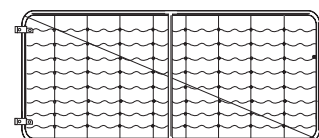


#### Hardware Kits

For 10' to 16' Wide Gates	012042	N/A	8.00	
For 18' Wide Gates	012043	N/A	12.00	

### MTQ Approved Wire-Filled Farm Gates / 1-11/16" Commercial Weight Frame

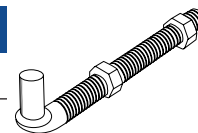
DESCRIPTION	PART NO.	HEIGHT	WEIGHT	NOTES
10' Wide	036210	48"	48.00	
12' Wide	036211	48"	54.00	
14' Wide	036212	48"	60.00	
16' Wide	036213	48"	66.00	
18' Wide	036214	48"	76.00	



## Farm Gates Accessories

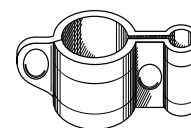
### Hinge Bolts

DESCRIPTION	PART NO.	WEIGHT	NOTES
5/8" x 12" Galvanized Hinge Bolt with 2 nuts	013906	1.23	
3/4" x 12" Galvanized Hinge Bolt with nut	036326	1.53	
3/4" x 16" Black Hinge Bolt with nut	036327	2.25	



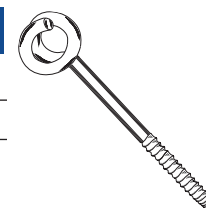
### Frame Collar

DESCRIPTION	PART NO.	WEIGHT	NOTES
3/4" x 1-11/16" Frame Collar	036336	0.50	



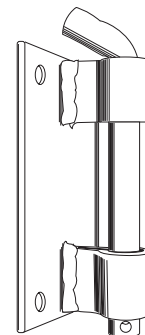
### Pig Tail Hook

DESCRIPTION	PART NO.	WEIGHT	NOTES
Pig Tail Hook	036364	0.03	

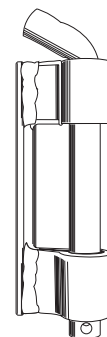


### Gate Brackets

DESCRIPTION	PART NO.	WEIGHT	NOTES
Wall Mount Bolt-On Gate Bracket	036166	4.00	
Weld-On Gate Bracket	036169	0.50	



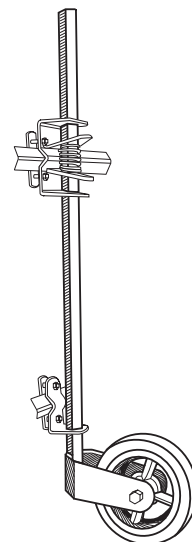
Wall Mount Bolt On



Weld On

### Wheel Kits

DESCRIPTION	PART NO.	WEIGHT	NOTES
For 1-5/8" to 2" Round Tube Gate	036175	5.00	
For 1-1/4" Diamond Gate	036167	5.00	
For 1" Green Square Gate	036168	5.00	




For 1-1/4"  
Diamond Gate

## Safety Fence

### Orange Safety Fence / Diamond Mesh


Feet per roll: 50

DESCRIPTION	PART NO. ORANGE	MODEL PART NO.	HEIGHT	MESH SIZE W x H	WEIGHT	NOTES
Barrier Fence heavy weight	199906	DLW 450 X	48"	1-1/2" x 1-1/2"	9.50	
Flagging Fence	969A00	MN-L68	48"	1-3/8" x 1-3/8"	13.20	
Construction Fence	036288	MN-L69	48"	2" x 2"	14.00	



Feet per roll: 100

Flagging Fence	199916	MN-L68	48"	1-3/4" x 1-3/4"	26.40	
Smooth Top	054208	MN-L80	48"	1-1/2" x 1-1/2"	29.90	




Smooth Top

### Orange Safety Fence / Rectangular Mesh

Feet per roll: 49


DESCRIPTION	PART NO. ORANGE	MODEL PART NO.	HEIGHT	MESH SIZE W x H	WEIGHT	NOTES
Barrier Fence	108703	MN-L-BF	39"	2-1/2" x 1-1/4"	5.00	



### Orange Safety Fence / Oval Mesh

Feet per roll: 50

DESCRIPTION	PART NO. ORANGE	MODEL PART NO.	HEIGHT	MESH SIZE W x H	WEIGHT	NOTES
Snow Control Fence	308Y00	FWB 450 X	48"	2-3/5" x 1-1/2"	8.00	
Winter Protector Fence	035095	WP 450 X	48"	1-3/4" x 1-3/4"	13.00	




Feet per roll: 100

Snow Control Fence	309Y00	FWB 4100 X	48"	2-3/5" x 1-1/2"	16.00	
Snow Control Fence	054202	MN-L88	48"	3" x 1-3/4"	22.00	

### Green Safety Fence / Diamond Mesh

Feet per roll: 50


DESCRIPTION	PART NO. GREEN	MODEL PART NO.	HEIGHT	MESH SIZE W x H	WEIGHT	NOTES
Barrier Fence heavy weight	199901	DLW 450 G	48"	1-1/2" x 1-1/2"	9.50	
Lawn Fence	035091	MN-L70	48"	1-3/4" x 1-3/4"	19.84	



### Green Safety Fence / Rectangular Mesh

Feet per roll: 49


DESCRIPTION	PART NO. ORANGE	MODEL PART NO.	HEIGHT	MESH SIZE W x H	WEIGHT	NOTES
Barrier Fence	108701	MN-L-BF	39"	1-1/4" x 2-1/2"	5.00	



### Green Safety Fence / Oval Mesh

Feet per roll: 50

DESCRIPTION	PART NO. ORANGE	MODEL PART NO.	HEIGHT	MESH SIZE W x H	WEIGHT	NOTES
Winter Protector Fence	035096	WP 450 G	48"	1-3/4" x 1-3/4"	13.00	




## Safety Fence and Wood Slat Fence

### Black Safety Fence / Diamond Mesh

Feet per roll: 50


DESCRIPTION	PART NO. GREEN	MODEL PART NO.	HEIGHT	MESH SIZE W x H	WEIGHT	NOTES
Lawn Fence	035094	MN-L70	48"	1-3/4" x 1-3/4"	19.84	



### Brown Safety Fence / Diamond Mesh

Feet per roll: 50

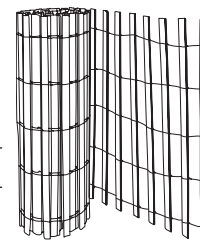
DESCRIPTION	PART NO. GREEN	MODEL PART NO.	HEIGHT	MESH SIZE W x H	WEIGHT	NOTES
Lawn Fence	035093	MN-L70	48"	1-3/4" x 1-3/4"	19.84	



### Wood Slat Snow Fence

Feet per roll: 50

DESCRIPTION	PART NO.	HEIGHT	GAUGE	WEIGHT	NOTES
5-Wire with 3/8" x 1-1/2" Wooden Slats	449Q00	48"	13	85.00	



### Snow Fence Ties / 16 ga.

DESCRIPTION	PART NO.	GAUGE	BUNDLE QTY	WEIGHT	NOTES
10" L Black Annealed	748J00	16	2500	46.00	



## **PostMaster®**

Pages WD-3 to WD-4

## **Nails**

Pages WD-5

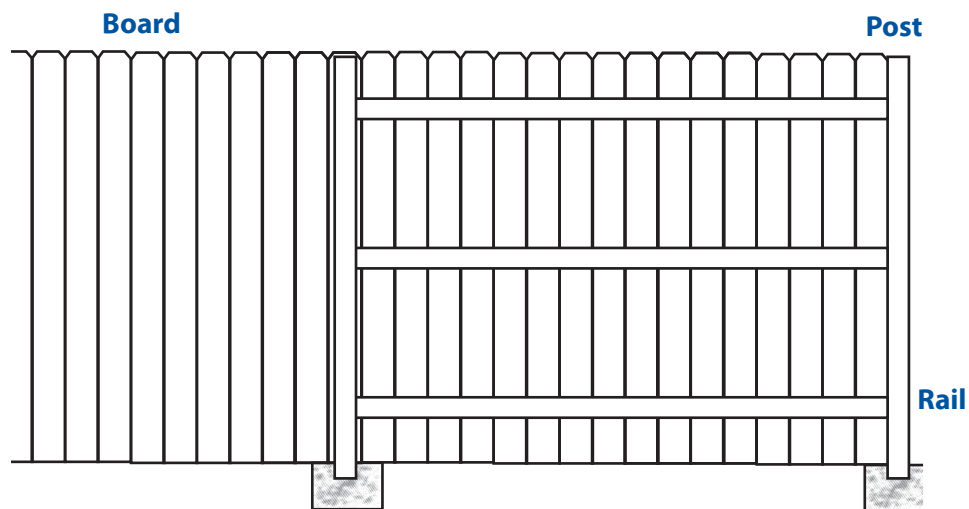
## **Wood Accessories**

Pages WD-6

## Check List

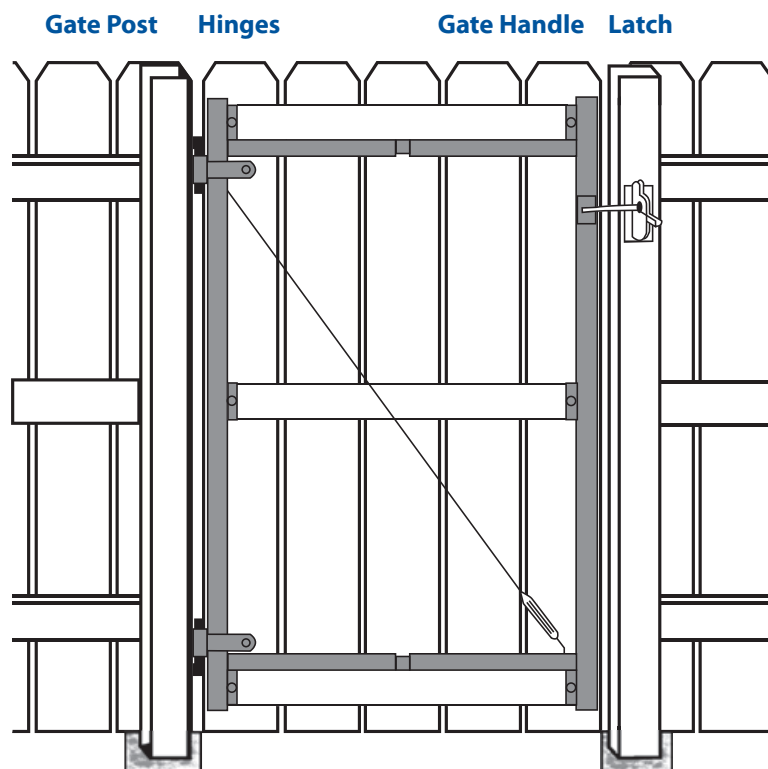
### Fence

- ☒ **Boards**
- ☒ **Rails**
- ☒ **Posts**
- ☒ **Post Caps**  
(optional)
- ☒ **Brackets/Clamps**  
(if needed)
- ☒ **Nails or Screws**
- ☒ **Concrete**



### Gates

- ☒ **Boards**
- ☒ **Rails**
- ☒ **Posts**
- ☒ **Hinges**
- ☒ **Latch**
- ☒ **Adjust-A-Gate Frame**
- ☒ **Drop Rod**
- ☒ **Gate Handle**
- ☒ **Spring**



Wood



#### TOOLS

TAPE MEASURE, STRING & STAKES, POST HOLE DIGGER, WHEELBARROW, SHOVEL, HOE, CONCRETE, CARPENTER'S LEVEL, HACKSAW, AUGERS

#### STAINS

AVAILABLE STAIN COLORS: DARK BROWN, MEDIUM BROWN, REDWOOD, DARK REDWOOD, MEDIUM REDWOOD, DARK WALNUT, MAHOGANY, NATURAL CEDAR, PECAN, AND CLEAR





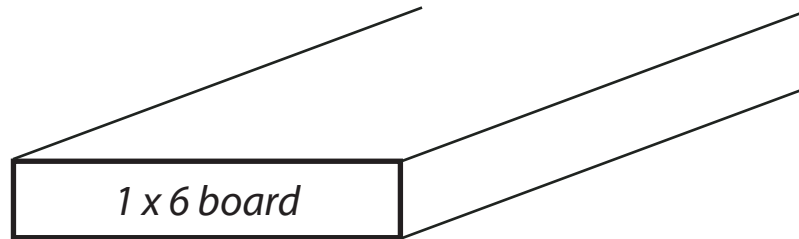
## GRADE TERMINOLOGY

<b>Appearance</b>	Superior appearance that is nearly clear of all knots or blemishes.
<b>Clear</b>	Its limited number of natural characteristics make it the grade to specify when you want a fence board with the highest quality appearance.
<b>Premium</b>	Also known as #1-2F. Small tight knots. Graded for same appearance both faces. WCLIB paragraph 117a both faces.
<b>#1</b>	Small and few knots. High quality wood with a high level of finish.
<b>Select</b>	Also known as #1-1F. Same natural characteristics as a Premium on one face, it allows limited defect characteristics on the other face. WCLIB paragraph 117a one face.
<b>Standard/Better (Std./Btr. or #2 &amp; Btr.)</b>	Mixture of Standard, Select, Premium and Clear. Grade mixture ratio changes, depending on suppliers.
<b>#2</b>	Allows well spaced, tight knots that are generally small.
<b>Standard</b>	Also known as #2. Allows more appearance defect than Select or Premium on one graded face and limited defect characteristics on the other face. WCLIB paragraph 117b.
<b>Quality</b>	Also known as #3. This economical grade has greater limiting characteristics and is low cost. Knots that may become knot holes can be expected with this grade of product.
<b>Rustic</b>	The lowest grade, it permits all characteristics that do not interfere with usage.
<b>No Prior Selection (NPS)</b>	The term "No Prior Selection" is combined with Standard/Better to indicate that the higher grades have not been removed from the mixture.
<b>No Hole (NH)</b>	The term "No Hole" is appended to grades like Standard and Quality to specify that the boards do not have holes.

## TREATMENT TERMINOLOGY

<b>Above Ground</b>	Generally, boards and rails are treated for above ground.
<b>Ground Contact</b>	Posts are treated for ground contact. Standard 4A rails are treated for ground contact.
<b>ACQ    Alkaline Copper Quaternary</b>	ACQ contains an added biocide to kill fungi and insects. The copper is dissolved in an organic alkaline solvent, and then in water, before treating the wood. ACQ with cannot come into contact with aluminum. The treated wood is a darker green when first purchased.
<b>MCQ    Micronized Copper Quaternary</b>	Micronized copper particles are smaller than the ones in ACQ treatment and therefore can be injected without a solvent. It is can come into contact with aluminum. Wood treated with MCQ keeps more of its natural color.
<b>MCA    Micronized Copper Azole</b>	Micronized copper is coupled with micronized tebuconazole and suspended into a wood preservative solution without a solvent. It is can come into contact with aluminum. Wood treated with MCA keeps more of its natural color.
<b>CCA    Chromated Copper Arsenate</b>	Chromated Copper Arsenate is a toxic chemical preservative used for commercial and industrial projects. It is not recommended for residential use.

## SURFACE TERMINOLOGY

**RGH** = Rough

Rough

Rough

Rough

Rough

1 x 6 board

**S1S2E** = Smooth 1 Side and 2 Edges

Smooth

Smooth

Smooth

Smooth

1 x 6 board

**S3S** = Smooth 3 Sides

Smooth

Smooth

Smooth

Smooth

1 x 6 board

**S4S** = Smooth 4 Sides

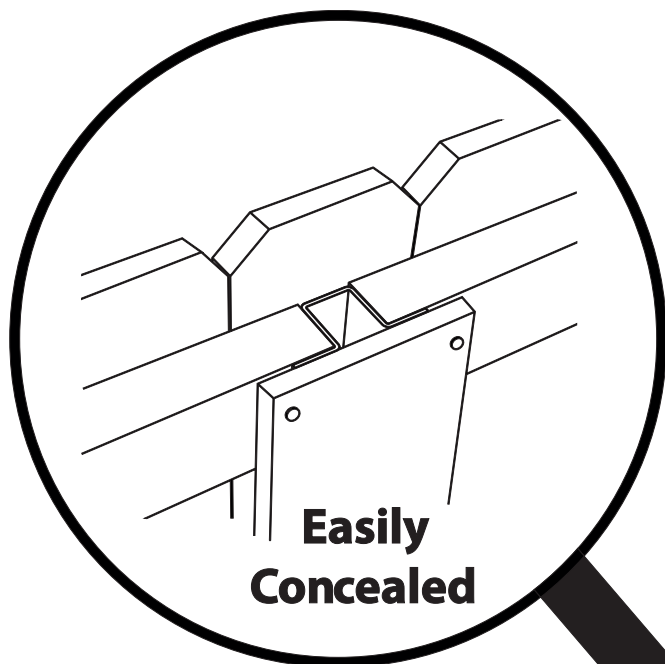
Smooth

Smooth

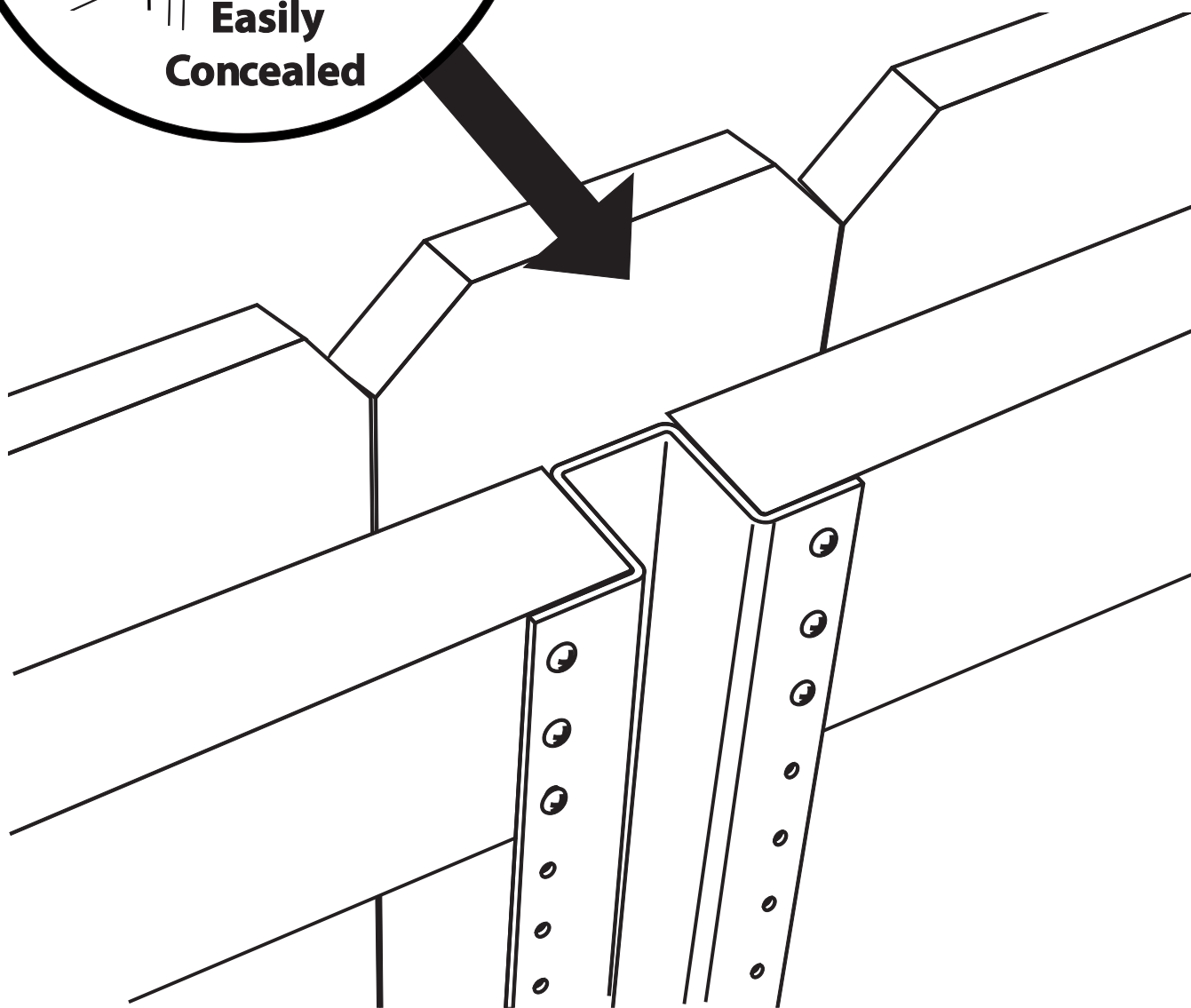
Smooth

Smooth

1 x 6 board




Galvanized Steel for Strength & Durability	✓
Engineered to Flex in High Winds	✓
No Expensive Brackets Required	✓
Can Be Mechanically Driven	✓
Post Clip for Design Flexibility	✓
15-Year Structural Warranty	✓
Easily Concealed, In-Line System	✓
Full Range of Sizes	✓
Index Marks for Fast & Easy Installation	✓



## PostMaster® Galvanized Steel Fence Post / G90 0.90 oz. / ft.<sup>2</sup> Zinc Coating

HEIGHT	PART NO.	PIECES PER BUNDLE	WEIGHT EA.	NOTES
6'	633660	100	15.84	
7'	633662	100	18.48	
7' 6"	633663	60	19.80	
8'	633664	100	21.12	
9'	633666	100	23.76	
10'	633668	100	27.90	
11'	633674	60	29.04	
12'	633672	60	31.68	



**DIMENSIONS:** 3-1/2" wide x 1-3/4" deep, 0.120" nominal wall thickness

## PostMaster® Corner Clips

DESCRIPTION	PART NO.	PIECES PER BUNDLE	WEIGHT EA.	NOTES
Clips	633675	250	0.075	



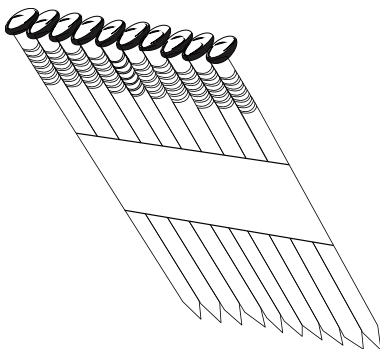
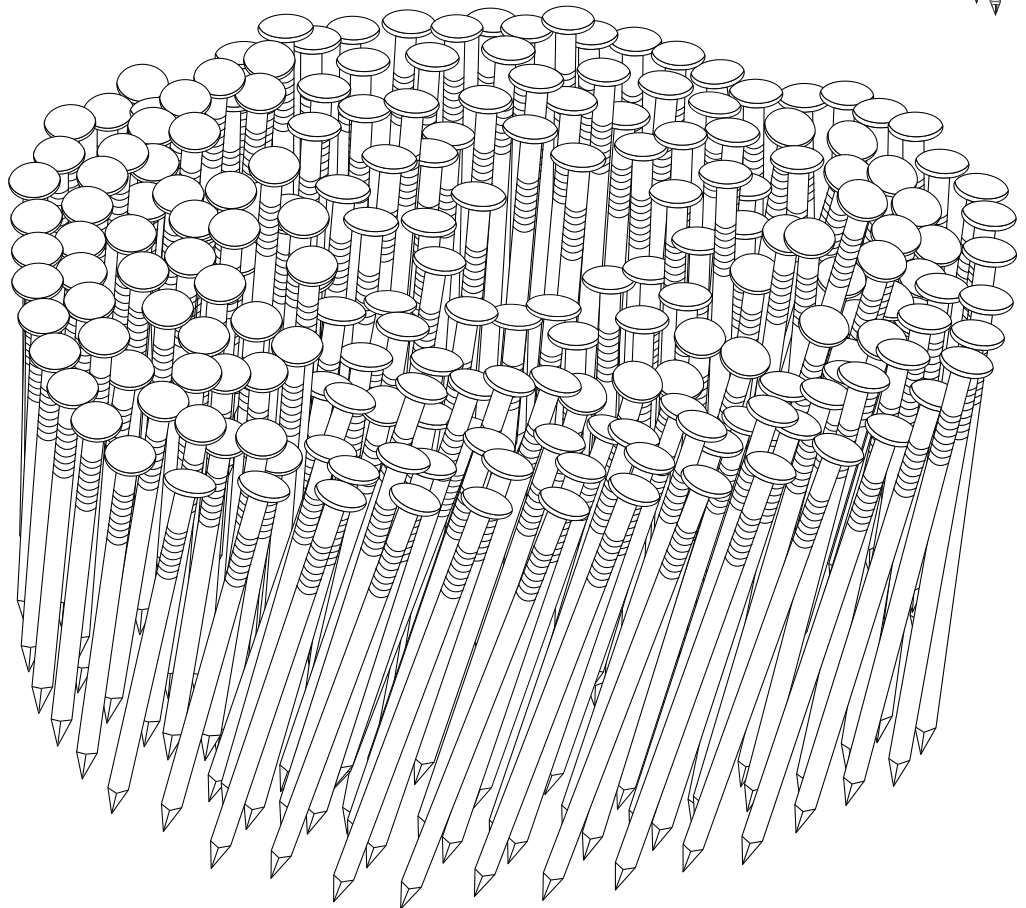
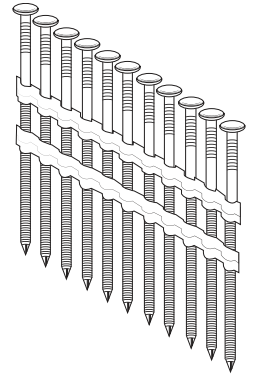
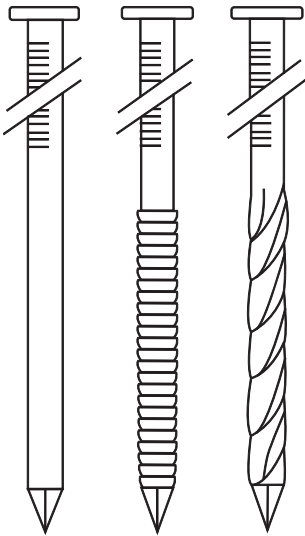
## PostMaster® Screws

DESCRIPTION	PART NO.	PKG. QTY.	WEIGHT EA.	NOTES
#8 x 3/4" Facing Screws	633669	500	0.005	
#8 x 1-1/4" Framing Screws	633670	500	0.008	
#10 x 1-1/4" Framing Screws	633671	500	0.009	



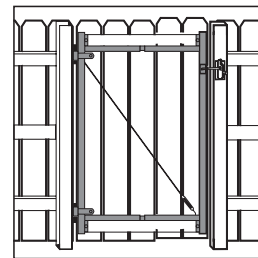
**Contact Your Branch to Order Nails**

1. Nail length:
2. Nail type:
3. Shank type:



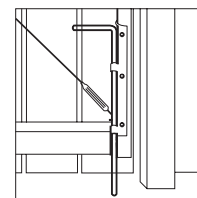
## Adjust-A-Gate 2 Rail Frame / 45" overall height

DESCRIPTION	PART NO.	QTY PER PKG.	WEIGHT EA.	NOTES
36" to 72" Opening	049906	1	18.00	



## Adjust-A-Gate Drop Rod

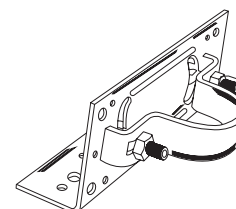
DESCRIPTION	PART NO.	QTY PER PKG.	WEIGHT EA.	NOTES
Locking Drop Rod	049903	1	4.00	



## Adjustable Adapter Clamp / Pressed Steel – Galvanized • includes bolts

**NOTE:** Biasable to 25°

DESCRIPTION	PART NO.	QTY PER PKG.	WEIGHT EA.	NOTES
2-3/8"	011082	25	0.73	





**Legend®**

Colors: White, Tan, Clay, Stone

Available: Canada

Pages PVC-1 to PVC-8

**Legend® Woodgrain**

Colors: Driftwood, Weathered Aspen

Available: British Columbia, Alberta, Saskatchewan, Manitoba

Pages PVC-9 to PVC-12

**Legend® Woodgrain**

Colors: Rustic Birch, Driftwood Stone

Available: Canada

Pages PVC-13 to PVC-16

**D&D Gate Hardware**

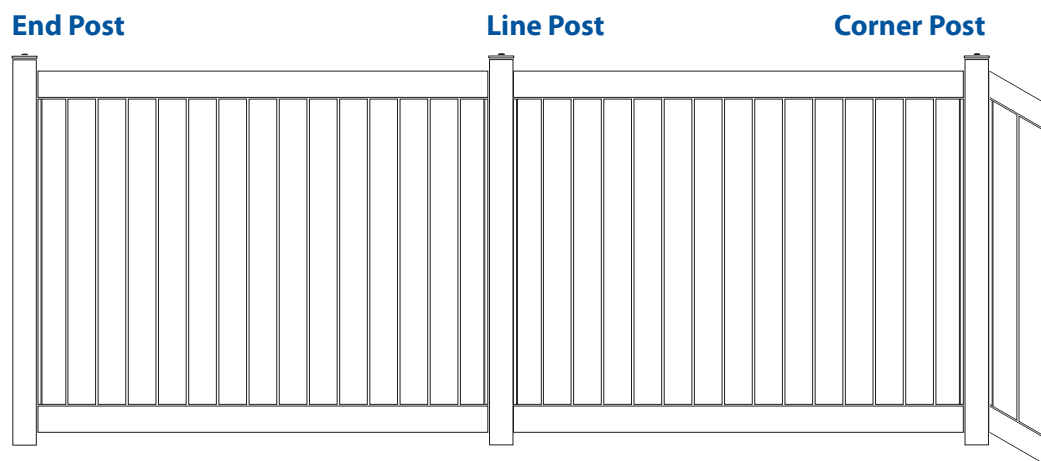
Available: Canada

Pages PVC-17 to PVC-18

## Check List

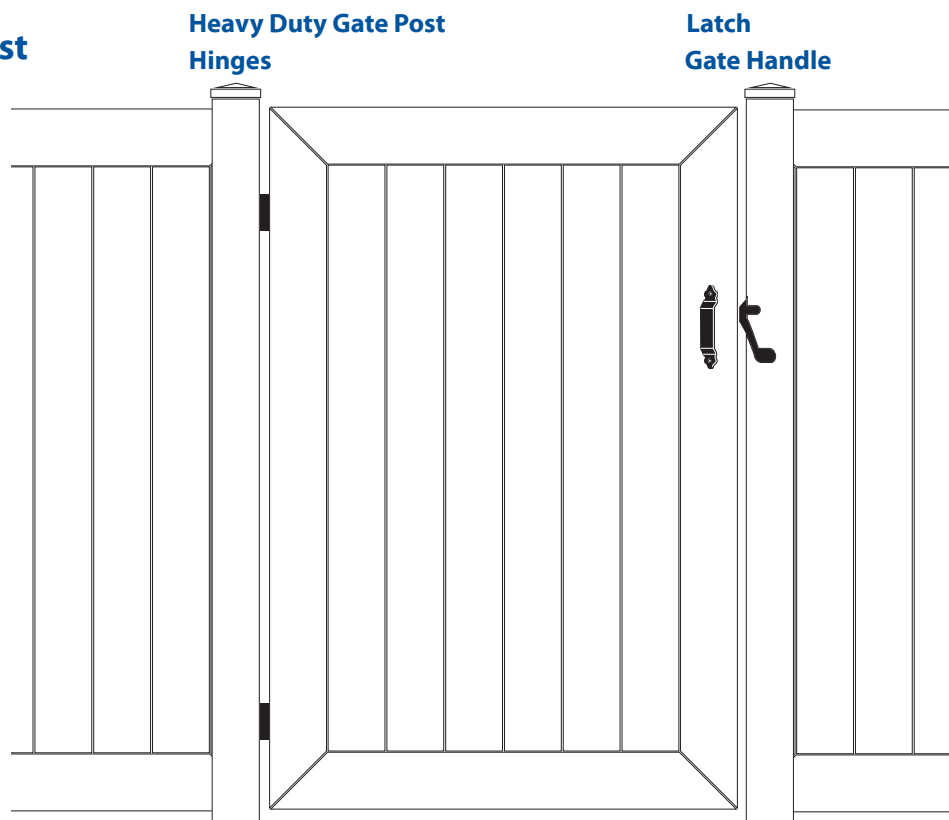
### Fence

- ☒ **Panel**
- ☒ **Line Post**
- ☒ **End Post**
- ☒ **Corner Post**
- ☒ **Post Caps**



### Gates


- ☒ **Gate**
- ☒ **Heavy Duty Gate Post**
- ☒ **Gate Post Insert (Optional)**
- ☒ **Post Cap**
- ☒ **Hinges**
- ☒ **Latch**
  - ☒ **Pool Code Compliant**
- ☒ **Drop Rod**
- ☒ **Gate Handle**



#### TOOLS

TAPE MEASURE, STRING & STAKES, POST HOLE DIGGER, WHEELBARROW, SHOVEL, HOE, CONCRETE, CARPENTER'S LEVEL, NOTCHING TOOL, GLUE





## Classically Styled Vinyl Fencing

### Product Features

- Full product offering - Privacy and Ranch Rail
- Picket styles are special order
- Available in standard colors: White, Tan, Clay, and Stone
- Durable and Maintenance-Free: won't peel, rot, blister, flake, or corrode
- Manufactured in USA
- Limited Lifetime Transferable Warranty

### Availability: Canada



## Panel Components and Posts

### Solid Privacy / Pocket Rails • 7/8" x 11.3" Interlocking T&G Pickets

DESCRIPTION	PART NO. WHITE	PART NO. TAN	PART NO. CLAY	PART NO. STONE	QTY. REQUIRED PER PANEL	WEIGHT EA.	NOTES
<b>5' High x 8' Panel Length</b>							
1-1/2" x 5-1/2" x 94-1/2" Rail	320004	320006	320008	320007	2	7.00	
50-1/4" Double Groove Picket	533764	533760	—	—	8	2.73	
47-7/8" U-Channel	525014	525010	525018	525017	2	0.57	
1.18" x 1-1/2" x 94-1/2" 33 Mil Rail Insert	801X00	801X00	801X00	801X00	1	6.85	
#8 x 3/4" Galvanized Screw	327N00	327N00	327N00	327N00	6	.003	
5" SQ x 78" Line Post	367474	367478	367473	367477	N/A	10.21	
5" SQ x 78" End Post	367484	367488	367483	367487	N/A	10.21	
5" SQ x 78" Corner Post	367494	367498	367493	367497	N/A	10.21	
5" SQ Pyramid Post Cap	532944	532940	532948	532943	N/A	0.20	

### 6' High x 6' Panel Length

1-1/2" x 5-1/2" x 71-1/2" Rail	560B00	750L00	752L00	320J00	2	5.31	
62-1/4" Double Groove Picket	533774	533770	460257	533773	6	3.38	
58-7/8" U-Channel	525024	525020	525028	525027	2	0.71	
1.18" x 1-1/2" x 71-1/2" 33 Mil Rail Insert	513Y00	513Y00	513Y00	513Y00	1	5.18	
#8 x 3/4" Galvanized Screw	327N00	327N00	327N00	327N00	6	.003	
5" SQ x 108" Line Post	522284	528940	—	909Y00	N/A	16.20	
5" SQ x 108" End Post	522274	528950	—	910Y00	N/A	16.20	
5" SQ x 108" Corner Post	522264	528960	—	911Y00	N/A	16.20	
5" SQ Pyramid Post Cap	532944	532940	532948	532943	N/A	0.20	

### 6' High x 8' Panel Length

1-1/2" x 5-1/2" x 94-1/2" Rail	320004	320006	320008	320007	2	7.00	
62-1/4" Double Groove Picket	533774	533770	460257	533773	8	3.38	
58-7/8" U-Channel	525024	525020	525028	525027	2	0.71	
1.18" x 1-1/2" x 94-1/2" 33 Mil Rail Insert	801X00	801X00	801X00	801X00	1	6.85	
#8 x 3/4" Galvanized Screw	327N00	327N00	327N00	327N00	6	.003	
5" SQ x 108" Line Post	522284	528940	—	909Y00	N/A	16.20	
5" SQ x 108" End Post	522274	528950	—	910Y00	N/A	16.20	
5" SQ x 108" Corner Post	522264	528960	—	911Y00	N/A	16.20	
5" SQ Pyramid Post Cap	532944	532940	532948	532943	N/A	0.20	

N/A means the item is not available from manufacturer.

"—" means the item is available. Please contact your Master Halco branch.

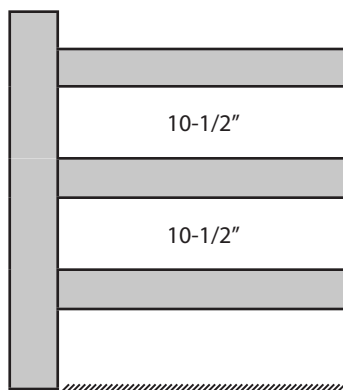
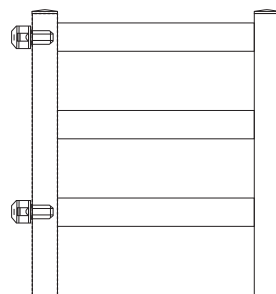
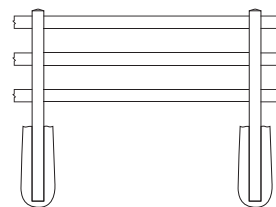
Availability: Canada

### 3 Rail / 10-1/2" rail spacing • Routed posts

DESCRIPTION	PART NO. WHITE	WEIGHT EA.	NOTES
<b>54" High</b>			
1-1/2" x 5-1/2" x 192" Notched Rail	528144	12.12	
5" SQ x 78" Line Post	528194	11.06	
5" SQ x 78" End Post	528204	11.06	
5" SQ x 78" Corner Post	528214	11.06	
5" SQ x 78" 3 Way Post	528224	11.06	
Up to 72" Wide Gate Kit	457794	37.00	
5" SQ Pyramid Post Cap	532944	0.20	

No rail stiffeners needed

All gates are Single Swing. For a Double Swing gate, order 2.  
Allow 2" for standard gate hardware



Availability: Canada

## Lineals

### U-Channels

DESCRIPTION	PART NO. WHITE	PART NO. TAN	PART NO. CLAY	PART NO. STONE	WEIGHT EA.	NOTES
<b>.060" Thickness</b>						
7/8" x 1-1/4" x 46-7/8"	525014	525010	525018	525017	0.57	
7/8" x 1-1/4" x 58-7/8"	525024	525020	525028	525027	0.71	
7/8" x 1-1/4" x 192"	532904	532900	367117	532903	2.03	

### Interlocking T&G Pickets / Double Groove

DESCRIPTION	PART NO. WHITE	PART NO. TAN	PART NO. CLAY	PART NO. STONE	WEIGHT EA.	NOTES
<b>.045" Thickness</b>						
7/8" x 11.3" x 50-1/2"	533764	533760	—	—	4.05	
7/8" x 11.3" x 62-1/4"	533774	533770	460257	533773	3.38	

### Pickets

DESCRIPTION	PART NO. WHITE	PART NO. TAN	PART NO. CLAY	PART NO. STONE	WEIGHT EA.	NOTES
<b>.050" Thickness</b>						
7/8" x 1-1/2" x 192"	532614	—	—	—	3.02	
7/8" x 3" x 192"	524314	—	—	—	6.88	
7/8" x 6" x 192"	532624	—	—	—	10.05	

### Pocket Rails

DESCRIPTION	PART NO. WHITE	PART NO. TAN	PART NO. CLAY	PART NO. STONE	WEIGHT EA.	NOTES
<b>.090" Thickness</b>						
1-1/2" x 5-1/2" x 71-1/2"	560B00	750L00	752L00	320J00	5.31	
1-1/2" x 5-1/2" x 94-1/2"	320004	320006	320008	320007	7.00	

N/A means the item is not available from manufacturer.

"—" means the item is available. Please contact your Master Halco branch.

Availability: Canada

## Hollow Rail

DESCRIPTION	PART NO. WHITE	PART NO. TAN	PART NO. CLAY	PART NO. STONE	WEIGHT EA.	NOTES
<b>.110" Thickness</b>						
2" x 3-1/2" x 192"	524394	—	—	—	11.55	

## 4" SQ Blank Posts

HEIGHT	PART NO. WHITE	PART NO. TAN	PART NO. CLAY	PART NO. STONE	WEIGHT EA.	NOTES
<b>.135" Thickness</b>						
72"	310684	—	—	—	8.32	
<b>.160" Thickness</b>						
72"	532664	—	—	—	8.88	

## 5" SQ Blank Posts

HEIGHT	PART NO. WHITE	PART NO. TAN	PART NO. CLAY	PART NO. STONE	WEIGHT EA.	NOTES
<b>.130" Thickness</b>						
78"	532884	532880	181C00	532883	10.21	
<b>.150" Thickness</b>						
96"	532804	—	—	—	14.40	
108"	532854	532850	—	—	16.20	

N/A means the item is not available from manufacturer.

"—" means the item is available. Please contact your Master Halco branch.

Availability: Canada

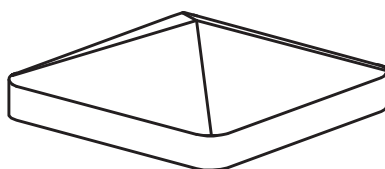
## Lineals

### 5" SQ Posts for Solid Privacy / Routed

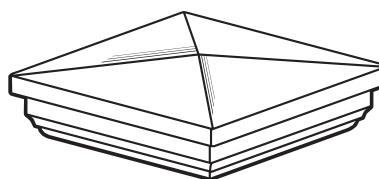
HEIGHT	PART NO. WHITE	PART NO. TAN	PART NO. CLAY	PART NO. STONE	WEIGHT EA.	NOTES
<b>.130" Thickness</b>						
5" SQ x 78" Line	367474	367478	367473	367477	10.21	
5" SQ x 78" End	367484	367488	367483	367487	10.21	
5" SQ x 78" Corner	367494	367498	367493	367497	10.21	
<b>.150" Thickness</b>						
5" SQ x 108" Line	522284	528940	—	909Y00	16.20	
5" SQ x 108" End	522274	528950	—	910Y00	16.20	
5" SQ x 108" Corner	522264	528960	—	911Y00	16.20	

### Post Caps

DESCRIPTION	PART NO. WHITE	PART NO. TAN	PART NO. CLAY	PART NO. STONE	WEIGHT EA.	NOTES
4" SQ Pyramid Post Cap	521884	—	—	—	0.13	
5" SQ Pyramid Post Cap	532944	532940	532948	532943	0.20	
5" SQ New England Post Cap	520044	520040	—	520048	0.75	



Pyramid



New England

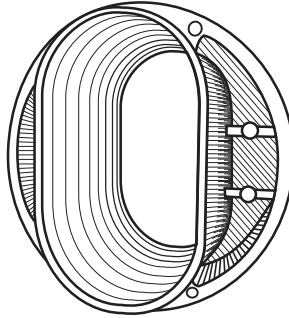
N/A means the item is not available from manufacturer.

"—" means the item is available. Please contact your Master Halco branch.

Availability: Canada

## Post Sockets (Slip Mounts) / Rubber

DESCRIPTION	PART NO. BLACK	WEIGHT EA.	NOTES
1-7/8" for 5" SQ Post - 2 pieces	013201	0.30	
2-3/8" for 5" SQ Post - 1 piece	013200	0.30	



## Rail Stiffeners / Steel • Insert for Pocket Rails

DESCRIPTION	PART NO.	WEIGHT EA.	NOTES
1.18" x 1-1/2" x 71-1/2" 33 Mil	513Y00	5.18	
1.18" x 1-1/2" x 94-1/2" 33 Mil	801X00	6.85	

## Post Stiffeners / Steel

DESCRIPTION	PART NO.	WEIGHT EA.	NOTES
5" x 96" Post Insert - U Shape	543002	15.00	

## Screws / Steel

DESCRIPTION	PART NO.	WEIGHT EA.	NOTES
#8 x 3/4" Galvanized	327N00	.003	

Availability: Canada

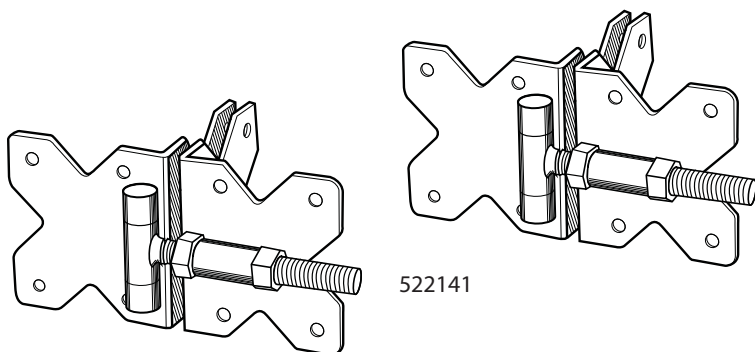
## Gate Kits and Hardware

### Adjustable Gate Kits / Steel Frame • Up to 6' Opening

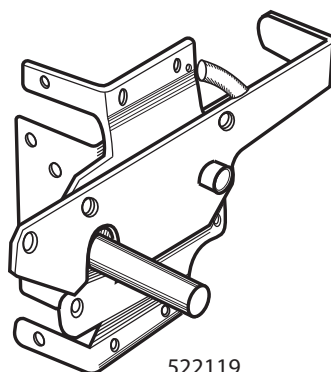
DESCRIPTION	PART NO. WHITE	PART NO. TAN	PART NO. CLAY	PART NO. STONE	WEIGHT EA.	NOTES
5' High	006876	004972	604100	606100	34.00	
6' High	543014	543010	605100	607100	36.00	

### Gate Hardware / Steel

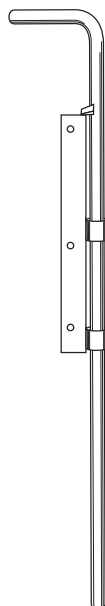
DESCRIPTION	PART NO. WHITE	WEIGHT EA.	NOTES
Hinge 3-1/2" x 3-1/2", 5/8" threaded rod	522141	4.97	
Heavy Duty 2-Way Latch 3-1/2"	522119	2.80	
Drop Rod	049903	4.00	



522141



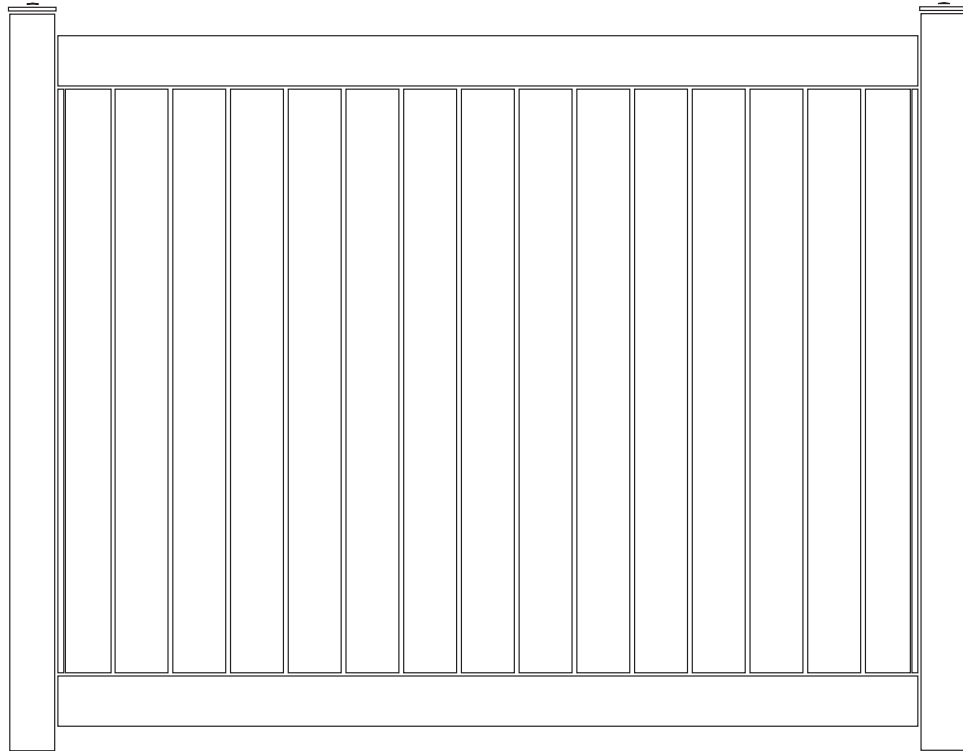
522119



049903

Availability: Canada



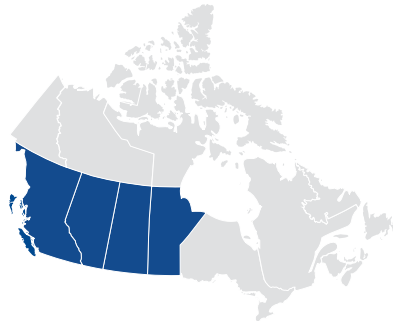


## Classically Styled Woodgrain Vinyl Fencing

### Product Features

- Product offering - Privacy
- Picket and Ranch Rail styles are special order
- Available in woodgrain colors: Driftwood and Weathered Aspen
- Durable and Maintenance-Free: won't peel, rot, blister, flake, or corrode
- Manufactured in USA
- Limited Lifetime Transferable Warranty

**Availability: British Columbia, Alberta, Saskatchewan, Manitoba**



## Woodgrain Component Panels and Posts

### Solid Privacy / Pocket Rails • 7/8" x 11.3" Interlocking T&G Pickets

DESCRIPTION	PART NO. DRIFTWOOD	PART NO. WEATHERED ASPEN	QTY. REQUIRED PER PANEL	WEIGHT EA.	NOTES
<b>6' High x 6' Panel Length</b>					
1-1/2" x 5-1/2" x 71-1/2" Rail	579Y00	977X00	2	6.14	
62-1/4" Single Groove Picket	638X00	640X00	6	4.41	
59" U-Channel	010667	010665	2	0.44	
1.18" x 1-1/2" x 71-1/2" 33 Mil Rail Insert	513Y00	513Y00	1	5.18	
#8 x 3/4" Galvanized Screw	327N00	327N00	6	.003	
5" SQ x 96" Line Post	010596	010595	N/A	13.00	
5" SQ x 96" End Post	010598	010597	N/A	13.00	
5" SQ x 96" Corner Post	010600	010599	N/A	13.00	
5" SQ Pyramid Post Cap	010670	010669	N/A	0.13	
<b>6' High x 8' Panel Length</b>					
1-1/2" x 5-1/2" x 95" Rail	636X00	635X00	2	6.50	
62-1/4" Single Groove Picket	638X00	640X00	8	3.38	
59" U-Channel	010667	010665	2	0.71	
1.18" x 1-1/2" x 94-1/2" 33 Mil Rail Insert	801X00	801X00	1	6.85	
#8 x 3/4" Galvanized Screw	327N00	327N00	6	.003	
5" SQ x 96" Line Post	010596	010595	N/A	13.00	
5" SQ x 96" End Post	010598	010597	N/A	13.00	
5" SQ x 96" Corner Post	010600	010599	N/A	13.00	
5" SQ Pyramid Post Cap	010670	010669	N/A	0.13	

Availability: British Columbia, Alberta, Saskatchewan, Manitoba

### U-Channels

DESCRIPTION	PART NO. DRIFTWOOD	PART NO. WEATHERED ASPEN	WEIGHT EA.	NOTES
<b>.060" Thickness</b>				
7/8" x 1-1/4" x 59"	010667	010665	0.71	

### Interlocking T&G Pickets / Single Groove

DESCRIPTION	PART NO. DRIFTWOOD	PART NO. WEATHERED ASPEN	WEIGHT EA.	NOTES
<b>.045" Thickness</b>				
7/8" x 11.3" x 62-1/4"	638X00	640X00	0.71	

### Pocket Rails

DESCRIPTION	PART NO. DRIFTWOOD	PART NO. WEATHERED ASPEN	WEIGHT EA.	NOTES
<b>.090" Thickness</b>				
1-1/2" x 5-1/2" x 71-1/2"	579Y00	977X00	6.14	
1-1/2" x 5-1/2" x 95"	636X00	635X00	6.50	

### Hollow Rails

DESCRIPTION	PART NO. DRIFTWOOD	PART NO. WEATHERED ASPEN	WEIGHT EA.	NOTES
<b>.110" Thickness</b>				
2" x 3-1/2" x 144"	521Y00	520Y00	12.20	

Availability: British Columbia, Alberta, Saskatchewan, Manitoba

## Woodgrain Lineals

### 5" SQ Blank Posts

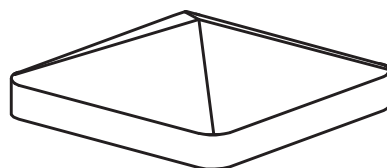
HEIGHT	PART NO. DRIFTWOOD	PART NO. WEATHERED ASPEN	WEIGHT EA.	NOTES
<b>.135" Thickness</b>				
78"	580Y00	932Y00	10.60	
96"	637X00	639X00	13.00	

### Posts for Solid Privacy / Routed

DESCRIPTION	PART NO. DRIFTWOOD	PART NO. WEATHERED ASPEN	WEIGHT EA.	NOTES
<b>.135" Thickness</b>				
5" SQ x 78" Line	581Y00	934Y00	10.60	
5" SQ x 78" End	582Y00	936Y00	10.60	
5" SQ x 78" Corner	583Y00	935Y00	10.60	
5" SQ x 96" Line	010596	010595	13.00	
5" SQ x 96" End	010598	010597	13.00	
5" SQ x 96" Corner	010600	010599	13.00	

### Post Caps

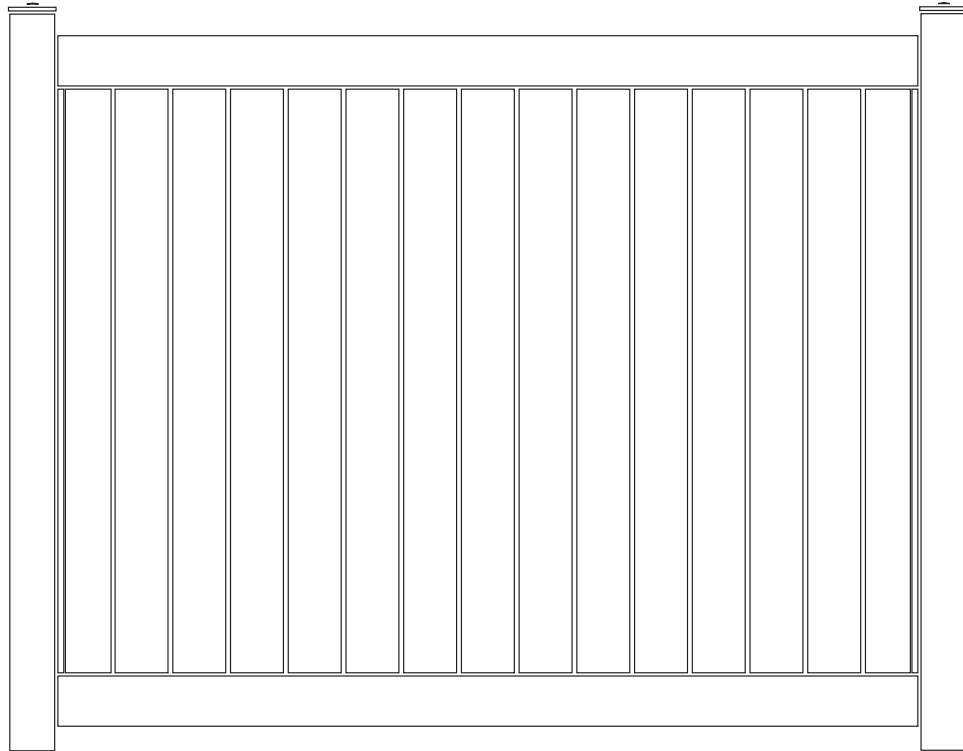
DESCRIPTION	PART NO. DRIFTWOOD	PART NO. WEATHERED ASPEN	WEIGHT EA.	NOTES
5" SQ Pyramid Post Cap	010670	010669	0.13	



### Gate Kits

*Please Inquire*

Availability: British Columbia, Alberta, Saskatchewan, Manitoba



## Classically Styled Woodgrain Vinyl Fencing

### Product Features

- Product offering - Privacy
- Picket and Ranch Rail styles are special order
- Available in woodgrain colors: Rustic Birch and Driftwood Stone
- Durable and Maintenance-Free: won't peel, rot, blister, flake, or corrode
- Manufactured in USA
- Limited Lifetime Transferable Warranty

### Availability: Canada



## Woodgrain Component Panels and Posts

### Solid Privacy / Pocket Rails • 7/8" x 6" Interlocking T&G Pickets

DESCRIPTION	PART NO. RUSTIC BIRCH	PART NO. DRIFTWOOD STONE	QTY. REQUIRED PER PANEL	WEIGHT EA.	NOTES
<b>6' High x 6' Panel Length</b>					
1-1/2" x 5-1/2" x 71-1/2" Rail	012933	012935	2	5.44	
62-1/4" Single Groove Picket	012929	012930	12	4.72	
59" U-Channel	012931	012932	2	0.64	
1.18" x 1-1/2" x 71-1/2" 33 Mil Rail Insert	513Y00	513Y00	1	5.18	
#8 x 3/4" Galvanized Screw	327N00	327N00	6	.003	
5" SQ x 96" Line Post	012944	012946	N/A	12.87	
5" SQ x 96" End Post	012952	012954	N/A	12.87	
5" SQ x 96" Corner Post	012948	012950	N/A	12.87	
5" SQ Pyramid Post Cap	012955	012956	N/A	0.22	
<b>6' High x 8' Panel Length</b>					
1-1/2" x 5-1/2" x 95" Rail	012934	012936	2	7.19	
62-1/4" Single Groove Picket	012929	012930	16	4.72	
59" U-Channel	012931	012932	2	0.64	
1.18" x 1-1/2" x 94-1/2" 33 Mil Rail Insert	513Y00	513Y00	1	5.18	
#8 x 3/4" Galvanized Screw	327N00	327N00	6	.003	
5" SQ x 96" Line Post	012944	012946	N/A	12.87	
5" SQ x 96" End Post	012952	012954	N/A	12.87	
5" SQ x 96" Corner Post	012948	012950	N/A	12.87	
5" SQ Pyramid Post Cap	012955	012956	N/A	0.22	

Availability: Canada

### U-Channels

DESCRIPTION	PART NO. RUSTIC BIRCH	PART NO. DRIFTWOOD STONE	WEIGHT EA.	NOTES
<b>.060" Thickness</b>				
7/8" x 1-1/4" x 59"	012931	012932		

### Interlocking T&G Pickets / Single Groove

DESCRIPTION	PART NO. RUSTIC BIRCH	PART NO. DRIFTWOOD STONE	WEIGHT EA.	NOTES
<b>.045" Thickness</b>				
7/8" x 6" x 62-1/4"	012929	012930		

### Pocket Rails

DESCRIPTION	PART NO. RUSTIC BIRCH	PART NO. DRIFTWOOD STONE	WEIGHT EA.	NOTES
<b>.090" Thickness</b>				
1-1/2" x 5-1/2" x 71-1/2"	012933	012935		
1-1/2" x 5-1/2" x 95"	012934	012936		

### Hollow Rails

DESCRIPTION	PART NO. RUSTIC BIRCH	PART NO. DRIFTWOOD STONE	WEIGHT EA.	NOTES
<b>.110" Thickness</b>				
2" x 3-1/2" x 145"	012937	012938		

Availability: Canada

## Woodgrain Lineals

### 5" SQ Blank Posts

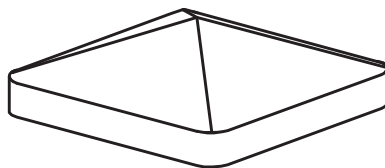
HEIGHT	PART NO. RUSTIC BIRCH	PART NO. DRIFTWOOD STONE	WEIGHT EA.	NOTES
<b>.135" Thickness</b>				
78"	012939	012941		
96"	012940	012942		

### Posts for Solid Privacy / Routed

DESCRIPTION	PART NO. RUSTIC BIRCH	PART NO. DRIFTWOOD STONE	WEIGHT EA.	NOTES
<b>.135" Thickness</b>				
5" SQ x 78" Line	012943	012945		
5" SQ x 78" End	012951	012953		
5" SQ x 78" Corner	012947	012949		
5" SQ x 96" Line	012944	012946		
5" SQ x 96" End	012952	012954		
5" SQ x 96" Corner	012948	012950		

### Post Caps

DESCRIPTION	PART NO. RUSTIC BIRCH	PART NO. DRIFTWOOD STONE	WEIGHT EA.	NOTES
5" SQ Pyramid Post Cap	012955	012956		



### Gate Kits

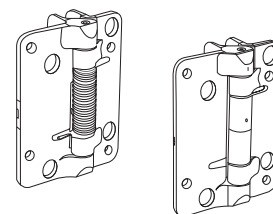
*Please Inquire*

Availability: Canada



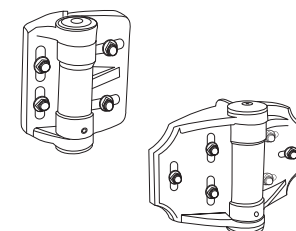
## KwikFit Hinge / Sold by the pair

DESCRIPTION	PART NO. BLACK	GATE WEIGHT LIMIT	FIXED GATE GAP	WEIGHT PR.	NOTES
Fixed Tension - KFS	198022	45 lbs.	3/4"	0.70	
Plain Pivoting - KFP	198042	55 lbs.	3/4"	0.70	



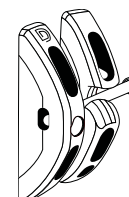
## TruClose Hinge / Multi-Adjustable - Sold by the pair

DESCRIPTION	PART NO. BLACK	GATE WEIGHT LIMIT	GATE GAP RANGE	IDEAL GATE GAP	WEIGHT PR.	NOTES
Mini - TCAMA1	198013	55 lbs	7/8" to 1-1/2"	1-1/8"	1.20	
Mini - TCAMA2	036434	55 lbs	7/8" to 2"	1-3/8"	1.00	
Heavy Duty - TCHDMA1	198002	132 lbs	5/8" to 1-3/8"	1"	2.40	



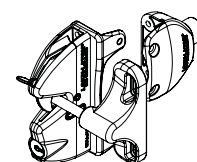
## T-Latch® / Padlockable, Padlock not included

DESCRIPTION	PART NO. BLACK	GATE GAP RANGE	WEIGHT EA.	NOTES
T-Latch	010972	3/8" to 1-3/4"	0.10	

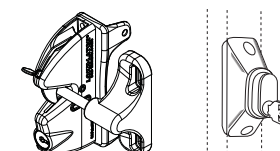


## LokkLatch® Key Lockable

DESCRIPTION	PART NO. BLACK	MAX. POST SIZE	GATE GAP RANGE	WEIGHT EA.	NOTES
Regular with External Access Kit (EAK) - LLAAB	108902	6"	3/8" to 1-3/8"	1.00	
Regular - LLAA	044473	6"	3/8" to 1-3/8"	0.45	
External Access Kit (EAK) - LLB	044471	N/A	N/A	0.20	



108902

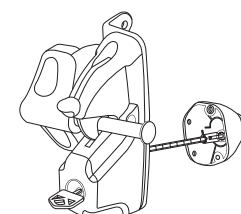


044473

044471

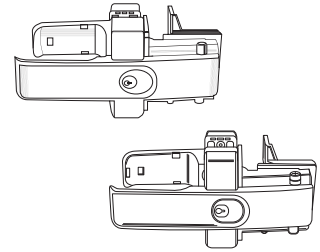
## LokkLatch® Deluxe / Operates and locks from both sides of gate • Includes EAK

DESCRIPTION	PART NO. BLACK	MAX. POST SIZE	GATE GAP RANGE	WEIGHT EA.	NOTES
Uses Unique Key - LLDAB-K	108912	6"	5/8" to 1-1/2"	1.50	
Uses Standard D&D Key - LLDAB-KSA	044487	6"	5/8" to 1-1/2"	1.32	



## LokkLatch® Magnetic / Operates and locks from both sides of gate

DESCRIPTION	PART NO.	POST SIZE RANGE	GATE GAP RANGE	IDEAL GATE GAP	WEIGHT EA.	NOTES
Black Finish - LLMKABT	009092	1-1/2" to 6"	3/8" to 1-1/4"	3/4"	1.92	
Satin Finish - LLMKAST	009094	1-1/2" to 6"	3/8" to 1-1/4"	3/4"	1.92	



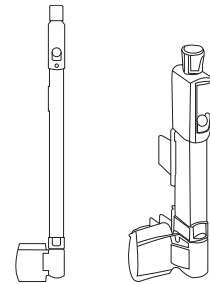
## LokkLatch® Gate Handle / Fits right or left hand openings

DESCRIPTION	PART NO. BLACK	WEIGHT EA.	NOTES
Gate Handle - LL3GH	044476	0.12	



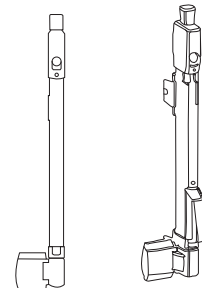
## MagnaLatch® Series 3 / 6 pin re-keyable security lock

DESCRIPTION	PART NO. BLACK	MIN. GATE HEIGHT	GATE GAP RANGE	WEIGHT EA.	NOTES
Top Pull - ML3TPKA	009449	48"	1/2" to 1-1/2"	1.71	
Vertical Pull - ML3VPKA	009450	60"	1/2" to 1-1/2"	1.38	



## MagnaLatch® Alert / Visual and audible alarm when gate is unlatched, 6 pin re-keyable security lock

DESCRIPTION	PART NO. BLACK	MIN. GATE HEIGHT	GATE GAP RANGE	WEIGHT EA.	NOTES
Top Pull - ML3ATPKA	010037	48"	1/2" to 1-1/2"	2.02	
Vertical Pull - ML3AVPKA	010038	60"	1/2" to 1-1/2"	1.62	



## Q-Bolt Drop Rod / Padlockable, Padlock not included

DESCRIPTION	PART NO. BLACK	WEIGHT EA.	NOTES
24" H - QB124	424B00	2.60	
40" H - QB140	007951	4.96	



## **Echelon Plus®**

Residential and Commercial  
3/4" Picket • 1-1/4" x 1-7/16" Rails  
Pages OA-1 to OA-13

## **D&D Gate Hardware**

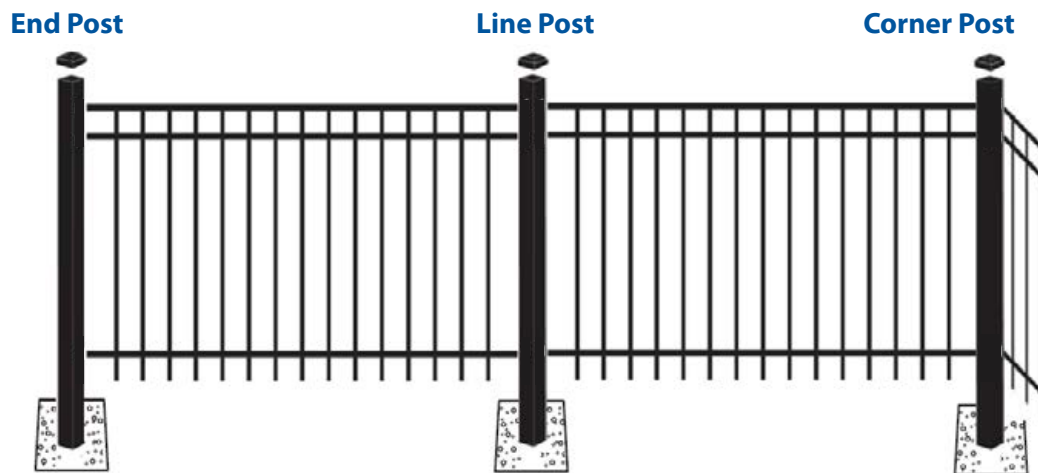
Pages OA-14 to OA-16



## Check List

### Fence

- ☒ Panel
- ☒ Line Post
- ☒ End Post
- ☒ Corner Post
- ☒ Post Cap
- ☒ Brackets

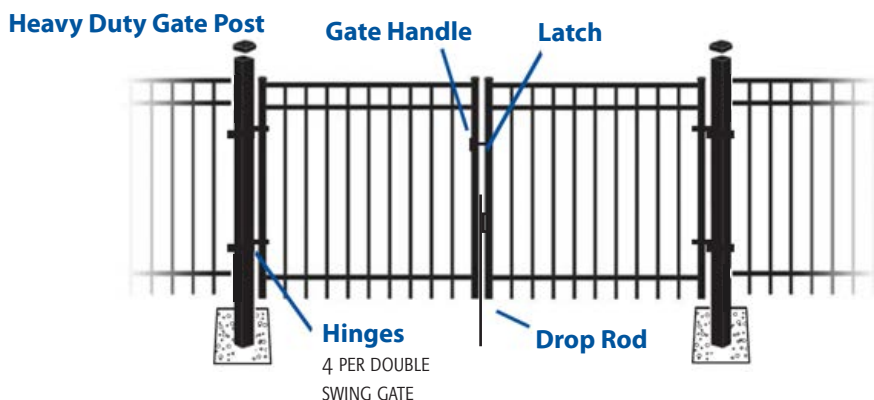
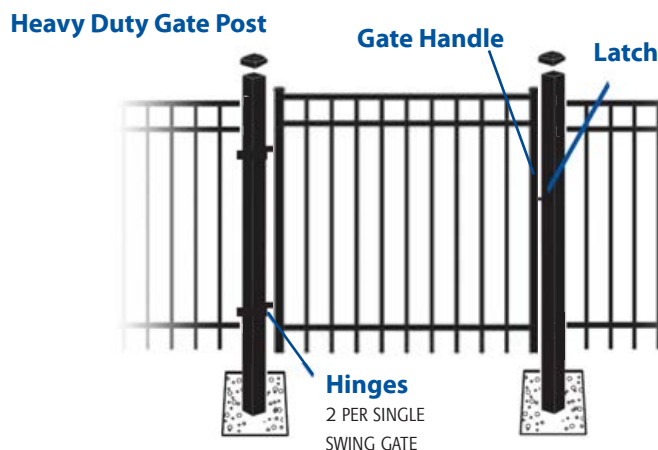


### Gates

- ☒ Gate
- ☒ Heavy Duty Gate Post
- ☒ Post Cap
- ☒ Hinges
- ☒ Latch
- ☒ Drop Rod
- ☒ Gate Handle



Straight Gate



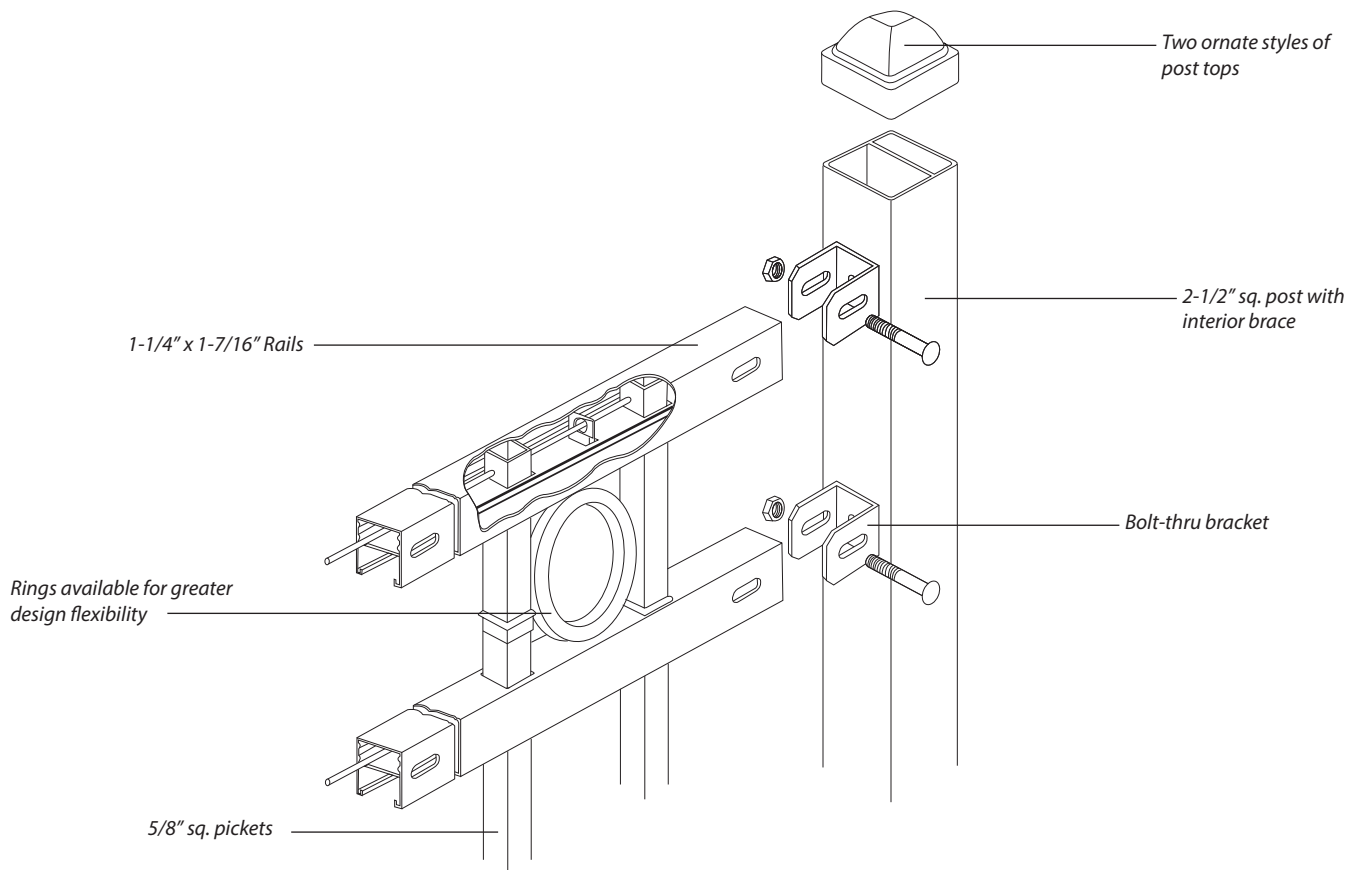
#### TOOLS

TAPE MEASURE, STRING & STAKES, POST HOLE DIGGER, WHEELBARROW, SHOVEL, HOE, CONCRETE, CARPENTER'S LEVEL, HACKSAW, NOTCHING TOOL, BUTTON CLIP FASTENER

#### ACCESS CONTROLS

SWING GATE OPERATORS AND ACCESSORIES





## Superior Style, Elegance, Quality, and Strength in Aluminum Fencing

### Product Features

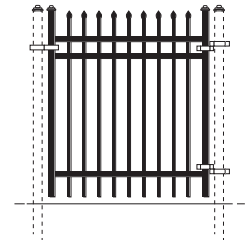

- **ForeRunner™ Rails Provide Strength with No Visible Picket to Rail Fasteners**
- **Panels are Biasable up to 30" over 8'**
- **8' Panels Reduce Labor Costs with up to 25% Fewer Posts**
- **Full Line of Accessories and Accents Available**
- **Durable Polyester Powder Coat System that is Durable, Scratch-Resistance and Maintenance Free**
- **Factory Welded Gate Construction**
- **Made in USA**
- **Lifetime Limited Warranty**



## 8' Length Panels • 3/4" SQ Pickets • 1-7/16" W x 1-1/6" H ForeRunner™ Rails

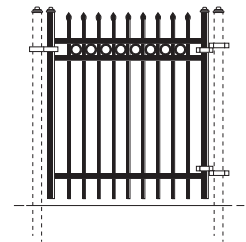
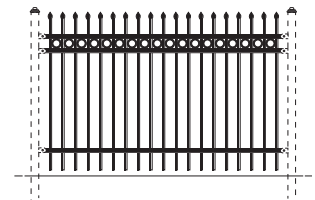
### Classic - 3 Rail Picket Bottom

DESCRIPTION	PART NO. BLACK	PART NO. BRONZE	WEIGHT EA.	NOTES
<b>4' High Panel</b>	592242	592248	24.00	
42" Wide Straight Gate	594712	594718	23.00	
4' Wide Straight Gate	594722	594728	28.00	
5' Wide Straight Gate	594732	594738	32.00	
6' Wide Straight Gate	594742	594748	36.00	
<b>5' High Panel</b>	592262	592268	27.00	
42" Wide Straight Gate	594812	594818	27.00	
4' Wide Straight Gate	594822	594828	32.00	
5' Wide Straight Gate	594832	594838	36.00	
6' Wide Straight Gate	594842	594848	41.00	
<b>6' High Panel</b>	592272	592278	34.00	
42" Wide Straight Gate	594862	594868	33.00	
4' Wide Straight Gate	594872	594878	39.00	
5' Wide Straight Gate	594882	594888	45.00	
6' Wide Straight Gate	594892	594898	52.00	



### Classic with Rings - 3 Rail Picket Bottom

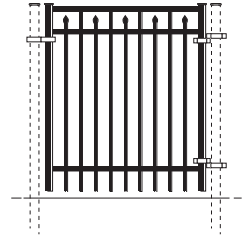

DESCRIPTION	PART NO. BLACK	PART NO. BRONZE	WEIGHT EA.	NOTES
<b>4' High Panel</b>	592282	592288	26.00	
42" Wide Straight Gate	594912	594918	25.00	
4' Wide Straight Gate	594922	594928	30.00	
5' Wide Straight Gate	594932	594938	34.00	
6' Wide Straight Gate	594942	594948	38.00	
<b>5' High Panel</b>	592302	592308	29.00	
42" Wide Straight Gate	595012	595018	29.00	
4' Wide Straight Gate	595022	595028	34.00	
5' Wide Straight Gate	595032	595038	38.00	
6' Wide Straight Gate	595042	595048	43.00	
<b>6' High Panel</b>	592312	592318	36.00	
42" Wide Straight Gate	595062	595068	35.00	
4' Wide Straight Gate	595072	595078	51.00	
5' Wide Straight Gate	595082	595088	47.00	
6' Wide Straight Gate	595092	595098	54.00	



Panels are 91-3/4" actual length • All Gates listed are single swing and welded with 1-3/4" Gate Ends and Caps • Hinges sold separately • Post Caps included

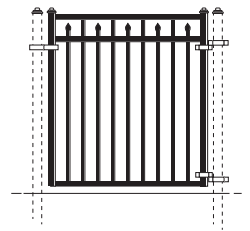
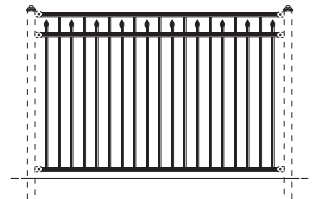
### Conqueror - 3 Rail Picket Bottom

DESCRIPTION	PART NO. BLACK	PART NO. BRONZE	WEIGHT EA.	NOTES
<b>4' High Panel</b>	592362	592368	24.00	
42" Wide Straight Gate	595312	595318	23.00	
4' Wide Straight Gate	595322	595328	28.00	
5' Wide Straight Gate	595332	595338	32.00	
6' Wide Straight Gate	595342	595348	36.00	
<b>5' High Panel</b>	592382	592388	27.00	
42" Wide Straight Gate	595412	595418	27.00	
4' Wide Straight Gate	595422	595428	32.00	
5' Wide Straight Gate	595432	595438	36.00	
6' Wide Straight Gate	595442	595448	41.00	
<b>6' High Panel</b>	592392	592398	34.00	
42" Wide Straight Gate	595462	595468	33.00	
4' Wide Straight Gate	595472	595478	39.00	
5' Wide Straight Gate	595482	595488	45.00	
6' Wide Straight Gate	595492	595498	52.00	



### Conqueror - 3 Rail Flush Bottom

DESCRIPTION	PART NO. BLACK	PART NO. BRONZE	WEIGHT EA.	NOTES
<b>54" High Panel</b>	592372	592378	25.00	
42" Wide Straight Gate	595362	595368	25.00	
4' Wide Straight Gate	595372	595378	30.00	
5' Wide Straight Gate	595382	595388	34.00	
6' Wide Straight Gate	595392	595398	39.00	

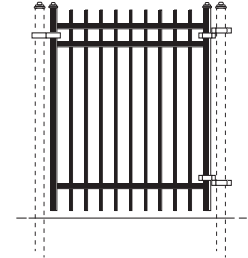



Panels are 91-3/4" actual length • All Gates listed are single swing and welded with 1-3/4" Gate Ends and Caps • Hinges sold separately • Post Caps included

## 8' Length Panels • 3/4" SQ Pickets • 1-7/16" W x 1-1/6" H ForeRunner™ Rails

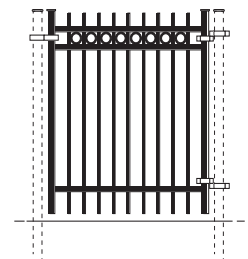

### Genesis - 3 Rail Picket Bottom

DESCRIPTION	PART NO. BLACK	PART NO. BRONZE	WEIGHT EA.	NOTES
<b>4' High Panel</b>	592122	592128	24.00	
42" Wide Straight Gate	594112	594118	23.00	
4' Wide Straight Gate	594122	594128	28.00	
5' Wide Straight Gate	594132	594138	32.00	
6' Wide Straight Gate	594142	594148	36.00	
<b>5' High Panel</b>	592142	592148	27.00	
42" Wide Straight Gate	594212	594218	27.00	
4' Wide Straight Gate	594222	594228	32.00	
5' Wide Straight Gate	594232	594238	36.00	
6' Wide Straight Gate	594242	594248	41.00	
<b>6' High Panel</b>	592152	592158	34.00	
42" Wide Straight Gate	594262	594268	33.00	
4' Wide Straight Gate	594272	594278	39.00	
5' Wide Straight Gate	594282	594288	45.00	
6' Wide Straight Gate	594292	594298	52.00	



### Genesis with Rings - 3 Rail Picket Bottom

DESCRIPTION	PART NO. BLACK	PART NO. BRONZE	WEIGHT EA.	NOTES
<b>4' High Panel</b>	592162	592168	26.00	
42" Wide Straight Gate	594312	594318	25.00	
4' Wide Straight Gate	594322	594328	30.00	
5' Wide Straight Gate	594332	594338	34.00	
6' Wide Straight Gate	594342	594348	38.00	
<b>5' High Panel</b>	592182	592188	29.00	
42" Wide Straight Gate	594412	594418	29.00	
4' Wide Straight Gate	594422	594428	34.00	
5' Wide Straight Gate	594432	594438	38.00	
6' Wide Straight Gate	594442	594448	43.00	
<b>6' High Panel</b>	592192	592198	36.00	
42" Wide Straight Gate	594462	594468	35.00	
4' Wide Straight Gate	594472	594478	41.00	
5' Wide Straight Gate	594482	594488	47.00	
6' Wide Straight Gate	594492	594498	54.00	

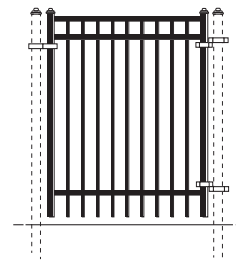



Panels are 91-3/4" actual length • All Gates listed are single swing and welded with 1-3/4" Gate Ends and Caps • Hinges sold separately • Post Caps included



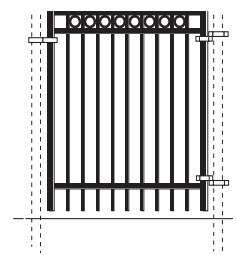

### Majestic - 3 Rail Picket Bottom

DESCRIPTION	PART NO. BLACK	PART NO. BRONZE	WEIGHT EA.	NOTES
<b>4' High Panel</b>	592002	592008	24.00	
42" Wide Straight Gate	593512	593518	23.00	
4' Wide Straight Gate	593522	593528	28.00	
5' Wide Straight Gate	593532	593538	32.00	
6' Wide Straight Gate	593542	593548	36.00	
<b>5' High Panel</b>	592022	592028	27.00	
42" Wide Straight Gate	593612	593618	27.00	
4' Wide Straight Gate	593622	593628	32.00	
5' Wide Straight Gate	593632	593638	36.00	
6' Wide Straight Gate	593642	593648	41.00	
<b>6' High Panel</b>	592032	592038	34.00	
42" Wide Straight Gate	593662	593668	33.00	
4' Wide Straight Gate	593672	593678	39.00	
5' Wide Straight Gate	593682	593688	45.00	
6' Wide Straight Gate	593692	593698	52.00	



### Majestic with Rings - 3 Rail Picket Bottom

DESCRIPTION	PART NO. BLACK	PART NO. BRONZE	WEIGHT EA.	NOTES
<b>4' High Panel</b>	592042	592048	26.00	
42" Wide Straight Gate	593712	593718	25.00	
4' Wide Straight Gate	593722	593728	30.00	
5' Wide Straight Gate	593732	593738	34.00	
6' Wide Straight Gate	593742	593748	38.00	
<b>5' High Panel</b>	592062	592068	29.00	
42" Wide Straight Gate	593812	593818	29.00	
4' Wide Straight Gate	593822	593828	34.00	
5' Wide Straight Gate	593832	593838	38.00	
6' Wide Straight Gate	593842	593848	43.00	
<b>6' High Panel</b>	592072	592078	36.00	
42" Wide Straight Gate	593862	593868	35.00	
4' Wide Straight Gate	593872	593878	41.00	
5' Wide Straight Gate	593882	593888	47.00	
6' Wide Straight Gate	593892	593898	54.00	

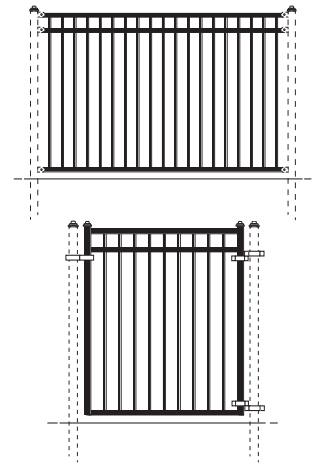


Panels are 91-3/4" actual length • All Gates listed are single swing and welded with 1-3/4" Gate Ends and Caps • Hinges sold separately • Post Caps included

## 8' Length Panels • 3/4" SQ Pickets • 1-7/16" W x 1-1/6" H ForeRunner™ Rails

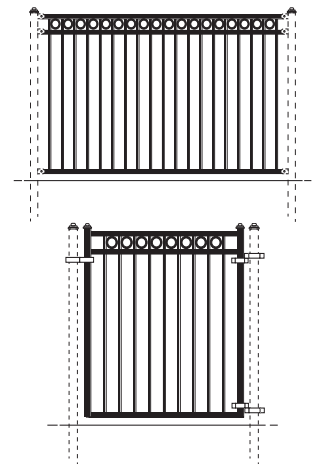
### Majestic - 3 Rail Flush Bottom

DESCRIPTION	PART NO. BLACK	PART NO. BRONZE	WEIGHT EA.	NOTES
<b>54" High Panel</b>	592012	592018	25.00	
42" Wide Straight Gate	593562	593568	25.00	
4' Wide Straight Gate	593572	593578	30.00	
5' Wide Straight Gate	593582	593588	34.00	
6' Wide Straight Gate	593592	593598	39.00	



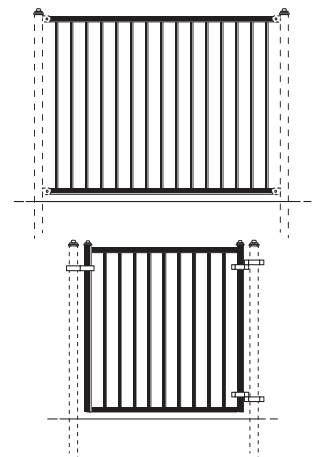
### Majestic with Rings - 3 Rail Flush Bottom

DESCRIPTION	PART NO. BLACK	PART NO. BRONZE	WEIGHT EA.	NOTES
<b>54" High Panel</b>	592052	592058	27.00	
42" Wide Straight Gate	593762	593768	27.00	
4' Wide Straight Gate	593772	593778	32.00	
5' Wide Straight Gate	593782	593788	36.00	
6' Wide Straight Gate	593792	593798	41.00	



### Monarch - 2 Rail Flush Bottom

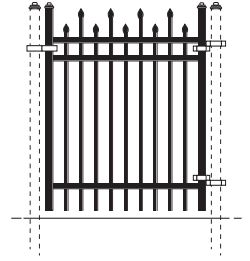

DESCRIPTION	PART NO. BLACK	PART NO. BRONZE	WEIGHT EA.	NOTES
<b>4' High Panel</b>	592442	592448	16.00	
42" Wide Straight Gate	595712	595718	20.00	
4' Wide Straight Gate	595722	595728	24.00	
5' Wide Straight Gate	595732	595738	27.00	
6' Wide Straight Gate	595742	595748	31.00	



Panels are 91-3/4" actual length • All Gates listed are single swing and welded with 1-3/4" Gate Ends and Caps • Hinges sold separately • Post Caps included

### Warrior - 3 Rail Picket Bottom

DESCRIPTION	PART NO. BLACK	PART NO. BRONZE	WEIGHT EA.	NOTES
<b>4' High Panel</b>	592402	592408	24.00	
42" Wide Straight Gate	595512	595518	23.00	
4' Wide Straight Gate	595522	595528	28.00	
5' Wide Straight Gate	595532	595538	32.00	
6' Wide Straight Gate	595542	595548	36.00	
<b>5' High Panel</b>	592422	592428	27.00	
42" Wide Straight Gate	595612	595618	27.00	
4' Wide Straight Gate	595622	595628	32.00	
5' Wide Straight Gate	595632	595638	36.00	
6' Wide Straight Gate	595642	595648	41.00	
<b>6' High Panel</b>	592432	592438	34.00	
42" Wide Straight Gate	593662	593668	33.00	
4' Wide Straight Gate	593672	593678	39.00	
5' Wide Straight Gate	593682	593688	45.00	
6' Wide Straight Gate	593692	593698	52.00	

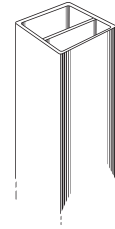


Panels are 91-3/4" actual length • All Gates listed are single swing and welded with 1-3/4" Gate Ends and Caps • Hinges sold separately • Post Caps included

## 8' Length Panels • 3/4" SQ Pickets • 1-7/16" W x 1-1/6" H ForeRunner™ Rails


### 2-1/2" SQ Posts / With Interior Brace • Nominal Wall Thickness .060" • Post Cap included

DESCRIPTION	PART NO. BLACK	PART NO. BRONZE	WEIGHT EA.	NOTES
2" SQ. x 69"	592922	592928	5.00	
2" SQ. x 75"	592932	592938	5.50	
2" SQ. x 81"	592942	592948	5.67	
2" SQ. x 93"	592952	592958	6.67	
2" SQ. x 105"	592962	592968	7.50	



### 3" SQ Posts / Nominal Wall Thickness .125" • Post Cap included

DESCRIPTION	PART NO. BLACK	PART NO. BRONZE	WEIGHT EA.	NOTES
3" SQ x 7'	592972	592978	11.80	
3" SQ x 8'	592982	592988	13.50	
3" SQ x 9'	592992	592998	15.20	



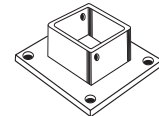
### 4" SQ Posts / Nominal Wall Thickness .250" • Post Cap included

DESCRIPTION	PART NO. BLACK	PART NO. BRONZE	WEIGHT EA.	NOTES
4" SQ x 7'	593002	593008	31.00	
4" SQ x 8'	593012	593018	35.00	
4" SQ x 9'	593022	593028	39.00	




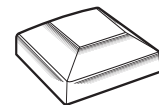
### Post Deck Mount / With four post-to-deck fasteners

DESCRIPTION	PART NO. BLACK	PART NO. BRONZE	WEIGHT EA.	NOTES
For 2-1/2" SQ Post, 5-1/4" SQ Base	598722	598728	2.00	



### Aluminum Post Caps

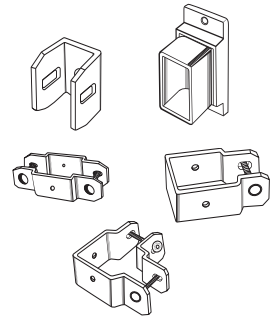
DESCRIPTION	PART NO. BLACK	PART NO. BRONZE	WEIGHT EA.	NOTES
2-1/2" SQ Flat Cap	598292	598298	0.12	
2-1/2" SQ Ball Cap	598262	598268	0.80	
3" SQ Flat Cap	598302	598308	0.30	
3" SQ Ball Cap	451532	451538	1.40	
4" SQ Flat Cap	598312	598318	0.35	
4" SQ Ball Cap	598282	598288	1.50	



Panels are 91-3/4" actual length • All Gates listed are single swing and welded with 1-3/4" Gate Ends and Caps • Hinges sold separately • Post Caps included

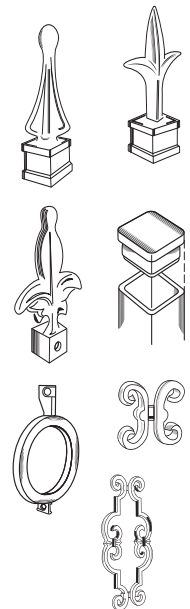
### Hardware

DESCRIPTION	PART NO. BLACK	PART NO. BRONZE	WEIGHT EA.	NOTES
Flat Mount Bracket (2 per bag)	598202	598208	0.20	
Line Boulevard Bracket (2 per bag)	598782	598788	0.82	
End Boulevard Bracket (2 per bag)	598792	598798	0.68	
Corner Bracket (2 per bag)	598802	598808	0.82	
Swivel Bracket (2 per bag)	598212	598218	0.58	



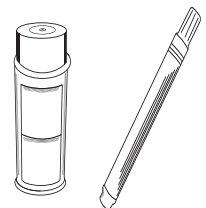
### Accessories

DESCRIPTION	PART NO. BLACK	PART NO. BRONZE	WEIGHT EA.	NOTES
3/4" Triad Finial	598632	598638	0.13	
3/4" Quad Flare Finial	598642	598648	0.13	
3/4" Fleur-de-Lis Finial	598652	598658	0.13	
3/4" Picket Top Plug (19 per bag)	598322	598328	1.10	
4" Standard Ring	598662	598668	0.72	
Butterfly Scroll	598672	598678	0.20	
Florentine Scroll	598682	598688	0.90	



### Touch Up

DESCRIPTION	PART NO. BLACK	PART NO. BRONZE	WEIGHT EA.	NOTES
Touch Up Paint Can	591592	591598	1.08	
Touch Up Pen	448402	448408	0.25	



Panels are 91-3/4" actual length • All Gates listed are single swing and welded with 1-3/4" Gate Ends and Caps • Hinges sold separately • Post Caps included

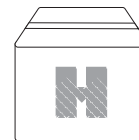
## 8' Length Panels • 3/4" SQ Pickets • 1-7/16" W x 1-1/6" H ForeRunner™ Rails

### Gate Hardware

DESCRIPTION	PART NO. BLACK	PART NO. BRONZE	WEIGHT EA.	NOTES
<b>Kits</b>				
2-1/2" Single Swing Gate Hardware Kit	598332	598338	7.00	
2-1/2" Double Gate Hardware Kit	598342	598348	15.00	

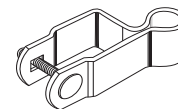
Single Swing Gate Hardware Kit includes 2 frame hinges, 2 post hinges, 1 latch fork, and 1 latch hanger

Double Swing Gate Hardware Kit includes 4 frame hinges, 4 post hinges, 1 latch fork, 1 latch hanger, and 1 cane bolt 48"



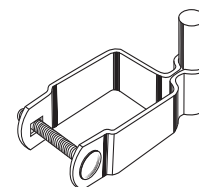
### Frame Hinges

2" x 5/8" Clamp-On Gate Frame Hinge	598362	598368	0.68	
-------------------------------------	--------	--------	------	--



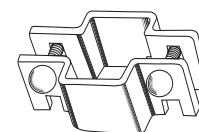
### Post Hinges

2-1/2" x 5/8" Clamp-On Post Hinge	598372	598378	0.44	
3" x 5/8" Clamp-On Post Hinge	598382	598388	0.82	
Flat Back Clamp-On Post Hinge 5/8" Pin	598402	598408	0.44	



### Latch Hangers

1-1/4" Fork Latch Hanger	598412	598418	0.50	
2" Fork Latch Hanger	598392	598398	0.60	
Flat Back Fork Latch Hanger	598422	598428	0.22	



### Latch Forks

2" Latch Fork	598432	598438	0.40	
2-1/2" Latch Fork	598442	598448	0.40	
3" Latch Fork	598452	598458	0.52	



Panels are 91-3/4" actual length • All Gates listed are single swing and welded with 1-3/4" Gate Ends and Caps • Hinges sold separately • Post Caps included

### Rails and Components / 1.4375" x 1.25" x .090 (side) / .060 (top) ForeRunner™ Rails

Grommets and retaining rod included

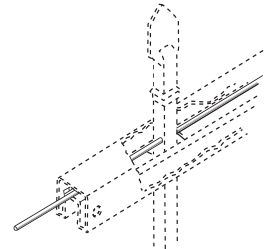
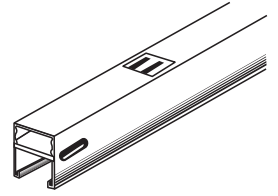
DESCRIPTION	PART NO. BLACK	PART NO. BRONZE	WEIGHT EA.	NOTES
<b>Rails</b>				
6' Monarch Bottom Rail	598142	598148	2.30	
6' Monarch Top Rail	598152	598158	2.30	
8' Punched Rail	598172	598178	2.85	
8' Majestic Top Rail	598182	598188	2.85	

### Retaining Rods / Galvanized Steel

1/8" x 91-3/4"	598577	—	0.32	
----------------	--------	---	------	--

### Fasteners

#6 x 1/2" Self Drilling SS Tek Screw	598522	598528	0.10	
#14 x 3/4" Self Drilling Tek Screw	598532	598538	0.01	
5/16" x 1 3/4" Carriage Bolt	598542	598548	0.02	
1/8" x 1/4" Alum Pop Rivet	598992	598998	0.01	
3/16" x 1/4" Pop Rivet	598552	598558	0.01	
1/4" x 3" SS Bolt w/Lock Nut	598562	—	0.02	
1/4" Reversible SS Lock Nut	598582	—	0.01	
3/16"-1/4" Rivet Tool	598972	—	4.00	



Panels are 91-3/4" actual length • All Gates listed are single swing and welded with 1-3/4" Gate Ends and Caps • Hinges sold separately • Post Caps included

## 8' Length Panels • 3/4" SQ Pickets • 1-7/16" W x 1-1/6" H ForeRunner™ Rails

### Pickets / 3/4" SQ x .050" nominal wall thickness

DESCRIPTION	PART NO. BLACK	PART NO. BRONZE	WEIGHT EA.	NOTES
<b>Majestic</b>				
Flat Top Picket for 4' H 3 Rail	598002	598008	0.60	
Flat Top Picket for 54" H 3 Rail	598012	598018	0.70	
Flat Top Picket for 5' H 3 Rail	598022	598028	0.80	
Flat Top Picket for 6' H 4 Rail	598032	598038	1.00	

### Genesis

Flat Top Picket for 4' H 3 Rail	598872	598878	0.60	
Flat Top Picket for 5' H 3 Rail	598882	598888	0.80	
Flat Top Picket for 6' H 4 Rail	598892	598898	0.98	
3/4" Picket Top Plug (19 per bag)	598322	598328	1.10	

### Monarch

Flat Top Picket for 4' H 2 Rail	598862	598868	0.60	
---------------------------------	--------	--------	------	--

### Conqueror

Flat Top Picket for 4' H 3 Rail	599652	599658	0.60	
Flat Top Picket for 54" H 3 Rail	599662	599668	0.70	
Flat Top Picket for 5' H 3 Rail	599672	599678	0.80	
Flat Top Picket for 6' H 4 Rail	599682	599688	0.98	

### Conqueror

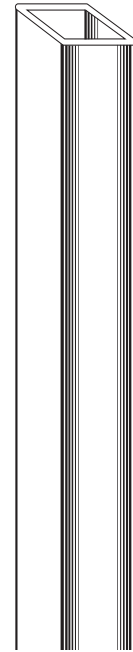
Pressed Picket for 4' H 3 Rail	598042	598048	0.58	
Pressed Picket for 54" H 3 Rail	598072	598078	0.68	
Pressed Picket for 5' H 3 Rail	598082	598088	0.78	
Pressed Picket for 6' H 4 Rail	598112	598118	0.96	

### Warrior & Classic

Pressed Picket for 4' H 3 Rail (Long)	598062	598068	0.60	
Pressed Picket for 5' H 3 Rail (Long)	598102	598108	0.80	
Pressed Picket for 6' H 4 Rail (Long)	598132	598138	0.98	

### Warrior Only

Pressed Picket for 4' H 3 Rail (Short)	598052	598058	0.54	
Pressed Picket for 5' H 3 Rail (Short)	598092	598098	0.72	
Pressed Picket for 6' H 4 Rail (Short)	598122	598128	0.94	



Panels are 91-3/4" actual length • All Gates listed are single swing and welded with 1-3/4" Gate Ends and Caps • Hinges sold separately • Post Caps included



## Single Swing Gates

OPENING	LEAF WIDTH	TRU-CLOSE HINGE KIT (TCSGK)			AMERISTAR BOLT-ON HARDWARE KITS (AGBS25 / SGBS3)			AMERISTAR LOCK / BOLT-ON HINGE KIT (SGBS25A / SGBS3A)		
		HINGE CLEARANCE	LATCH CLEARANCE	GATE POST SPACING	HINGE CLEARANCE	LATCH CLEARANCE	GATE POST SPACING	HINGE CLEARANCE	LATCH CLEARANCE	GATE POST SPACING
3.5'	40"	40"	.75"	41.5"	41.5"	2"	44"	2"	.625"	42.625"
4'	49.5"	49.5"	.75"	51"	51"	2"	53.5"	2"	.625"	52.125"
5'	58.75"	58.75"	.75"	60.4"	60.25"	2"	62.75"	2"	.625"	61.375"
6'	68"	68"	.75"	69.5"	69.5"	2"	72"	2"	.625"	70.625"

## Double Swing Gates

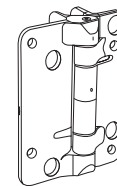
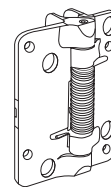
OPENING	LEAF WIDTH	TRU-CLOSE HINGE KIT (TCSGK)			AMERISTAR BOLT-ON HARDWARE KITS (AGBS25 / SGBS3)			AMERISTAR LOCK / BOLT-ON HINGE KITS(SGBS25A / SGBS3A)		
		HINGE CLEARANCE	LATCH CLEARANCE	GATE POST SPACING	HINGE CLEARANCE	LATCH CLEARANCE	GATE POST SPACING	HINGE CLEARANCE	LATCH CLEARANCE	GATE POST SPACING
7'	40"	2"	2"	86"	2.375"	2"	86.75"	1"	2"	84"
8'	49.5"	2"	2"	105"	2.375"	2"	105.75"	1"	2"	103"
10'	58.75"	2"	2"	123.5"	2.375"	2"	124.25"	1"	2"	121.5"
12'	68"	2"	2"	142"	2.375"	2"	142.75"	1"	2"	140"

**NOTE:** Gate Post Spacing is from inside post to inside post.

Panels are 91-3/4" actual length • All Gates listed are single swing and welded with 1-3/4" Gate Ends and Caps • Hinges sold separately • Post Caps included

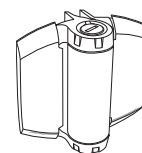
## KwikFit Hinge / Sold by the pair

DESCRIPTION	PART NO. BLACK	GATE WEIGHT LIMIT	FIXED GATE GAP	WEIGHT PR.	NOTES
Fixed Tension - KFS	198022	45 lbs	3/4"	0.70	
Plain Pivoting - KFP	198042	55 lbs	3/4"	0.70	



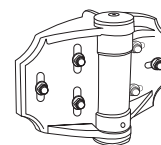
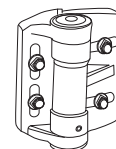
## TruClose Hinge / Standard - Sold by the pair

DESCRIPTION	PART NO. BLACK	GATE WEIGHT LIMIT	GATE GAP RANGE	IDEAL GATE GAP	WEIGHT PR.	NOTES
Regular - TCA1S3BT	044440	66 lbs	11/32" to 7/8"	3/4"	0.54	
Heavy Duty - TCHD1AS3BT	448044	154 lbs	11/32" to 1"	3/4"	1.35	



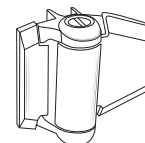
## TruClose Hinge / Multi-Adjustable - Sold by the pair

DESCRIPTION	PART NO. BLACK	GATE WEIGHT LIMIT	GATE GAP RANGE	IDEAL GATE GAP	WEIGHT PR.	NOTES
Mini - TCAMA1	198013	55 lbs	7/8" to 1-1/2"	1-1/8"	1.20	
Mini - TCAMA2	036434	55 lbs	7/8" to 2"	1-3/8"	1.00	
Heavy Duty - TCHDMA1	198002	132 lbs	5/8" to 1-3/8"	1"	2.40	



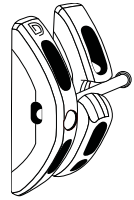
## TruClose Hinge / Alignment Legs - Sold by the pair

DESCRIPTION	PART NO. BLACK	GATE WEIGHT LIMIT	FIXED GATE GAP	WEIGHT PR.	NOTES
Regular - TCA1L2S3BT	448252	66 lbs	13/16"	0.62	
Heavy Duty - TCHD1AL2S-3BT	048046	154 lbs	13/16"	1.50	
Heavy Duty - TCHD1L2S3BT	448022	154 lbs	13/16"	1.50	



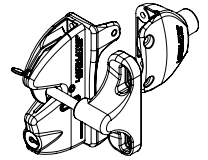
## T-Latch® / Padlockable, Padlock not included

DESCRIPTION	PART NO. BLACK	GATE GAP RANGE	WEIGHT EA.	NOTES
T-Latch	010972	3/8" to 1-3/4"	0.10	

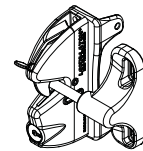


## LokkLatch® Key Lockable

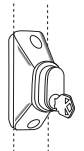
DESCRIPTION	PART NO. BLACK	MAX. POST SIZE	GATE GAP RANGE	WEIGHT EA.	NOTES
Regular with External Access Kit (EAK) - LLAAB	108902	6"	3/8" to 1-3/8"	1.00	
Regular - LLAA	044473	6"	3/8" to 1-3/8"	0.45	
External Access Kit (EAK) - LLB	044471	N/A	N/A	0.20	



108902



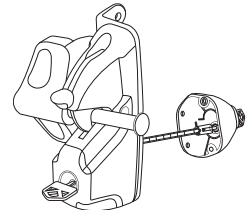
044473



044471

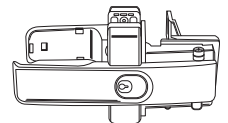
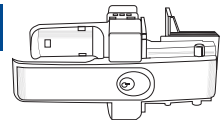
## LokkLatch® Deluxe / Operates and locks from both sides of gate • Includes EAK

DESCRIPTION	PART NO. BLACK	MAX. POST SIZE	GATE GAP RANGE	WEIGHT EA.	NOTES
Uses Unique Key - LLDAB-K	108912	6"	5/8" to 1-1/2"	1.50	
Uses Standard D&D Key - LLDAB-KSA	044487	6"	5/8" to 1-1/2"	1.32	



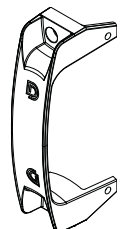
## LokkLatch® Magnetic / Operates and locks from both sides of gate

DESCRIPTION	PART NO.	POST SIZE RANGE	GATE GAP RANGE	IDEAL GATE GAP	WEIGHT EA.	NOTES
Black Finish - LLMKABT	009092	1-1/2" to 6"	3/8" to 1-1/4"	3/4"	1.92	
Satin Finish - LLMKAST	009094	1-1/2" to 6"	3/8" to 1-1/4"	3/4"	1.92	



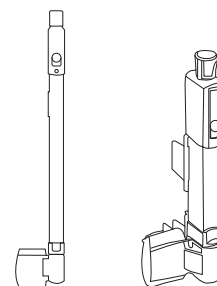
## LokkLatch® Gate Handle / Fits right or left hand openings

DESCRIPTION	PART NO. BLACK	WEIGHT EA.	NOTES
Gate Handle - LL3GH	044476	0.12	



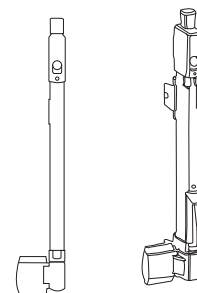
## MagnaLatch® Series 3 / 6 pin re-keyable security lock

DESCRIPTION	PART NO. BLACK	MIN. GATE HEIGHT	GATE GAP RANGE	WEIGHT EA.	NOTES
Top Pull - ML3TPKA	009449	48"	1/2" to 1-1/2"	1.71	
Vertical Pull - ML3VPKA	009450	60"	1/2" to 1-1/2"	1.38	



## MagnaLatch® Alert / Visual and audible alarm when gate is unlatched, 6 pin re-keyable security lock

DESCRIPTION	PART NO. BLACK	MIN. GATE HEIGHT	GATE GAP RANGE	WEIGHT EA.	NOTES
Top Pull - ML3ATPKA	010037	48"	1/2" to 1-1/2"	2.02	
Vertical Pull - ML3AVPKA	010038	60"	1/2" to 1-1/2"	1.62	



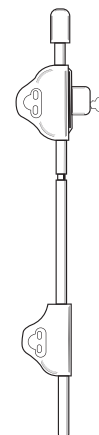
## Q-Bolt Drop Rod / Padlockable, Padlock not included

DESCRIPTION	PART NO. BLACK	WEIGHT EA.	NOTES
24" H - QB124	424B00	2.60	
40" H - QB140	007951	4.96	



## Lokk Bolt Drop Rod / 6-pin, re-keyable lock

DESCRIPTION	PART NO. BLACK	WEIGHT EA.	NOTES
24" H - 124BX-KSA	198112	3.16	



## Classic Premier™ - Commercial

Commercial

3/4" SQ 16 ga Pickets • 1-1/2" SQ 14 ga Rails

Pages OS-1 to OS-16

## Classic Premier™ - Industrial

Commercial and Industrial

1" SQ 14 ga Pickets • 1-3/4" SQ 14 ga Rails

Pages OS-17 to OS-38

## Montage®

Residential

5/8" 18 ga Pickets • 15/16" W x 1-1/4" H x 14 ga Rails

Pages OS-39 to OS-64

## Montage® Plus

Residential and Commercial

3/4" 18 ga Pickets • 1-7/16" W x 1-1/2" H x 14 ga Rails

Pages OS-65 to OS-94

## Monumental Iron Works®

Special Order Commercial

Pages OS-95 to OS-97

## D&D Gate Hardware

Pages OS-98 to OS-100



## Check List


### Fence

- ☒ Panel
- ☒ Line Post
- ☒ End Post
- ☒ Corner Post
- ☒ Post Cap
- ☒ Brackets

End Post

Line Post

Corner Post



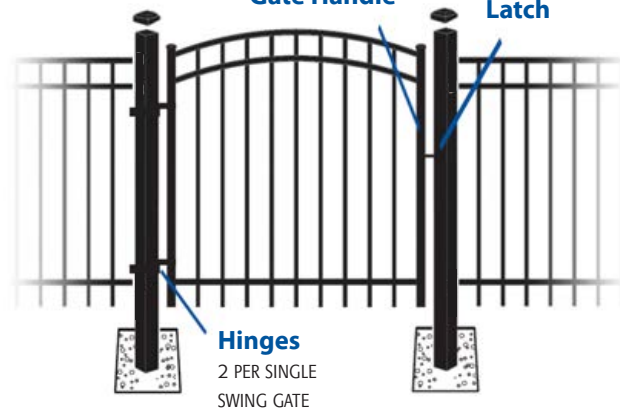
### Gates

- ☒ Gate
- ☒ Heavy Duty Gate Post
- ☒ Post Cap
- ☒ Hinges
- ☒ Latch
- ☒ Drop Rod
- ☒ Gate Handle

Heavy Duty Gate Post

Gate Handle

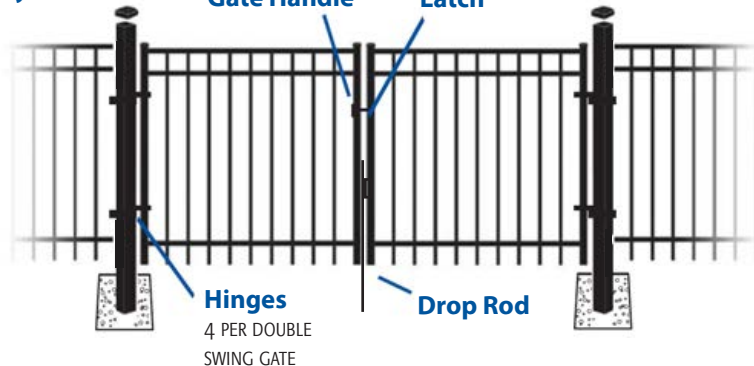
Latch



Heavy Duty Gate Post

Gate Handle

Latch



Straight Gate



Arch Gate



#### TOOLS

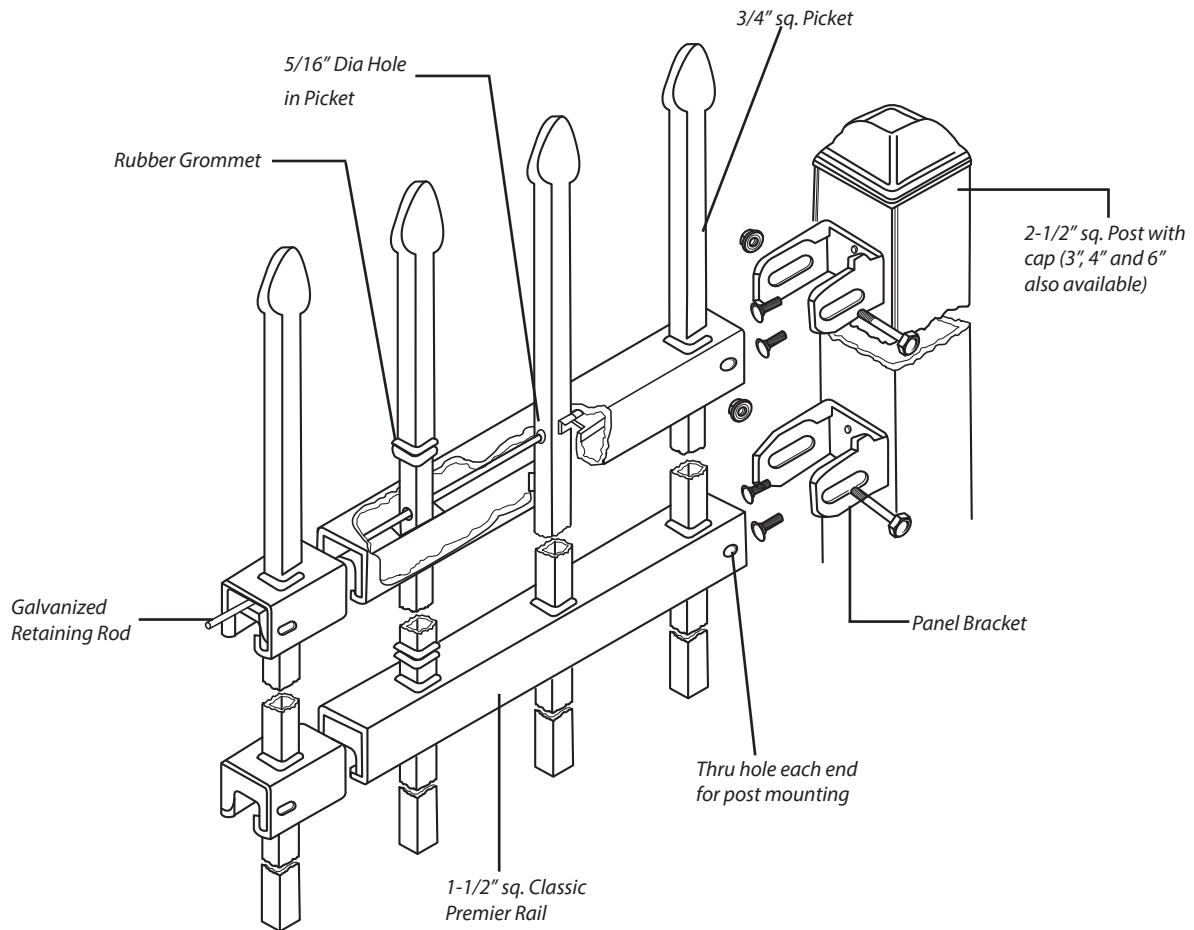
TAPE MEASURE, STRING & STAKES, POST HOLE DIGGER, WHEELBARROW, SHOVEL, HOE, CONCRETE, CARPENTER'S LEVEL, HACKSAW

#### ACCESS CONTROLS

SWING/SLIDE GATE OPERATORS AND ACCESSORIES







## Strength and Maintenance-Free Performance that is ideal for Commercial Applications

### Product Features

- Permacoat™ Protective Finish that is durable and provides resistance from weathering
- Biasability of a minimum of 25% allows the fence to follow the contour of the landscape to enhance and secure the property
- ForeRunner™ Rail system for provides an internal security system for the panel with no exposed fasteners
- Ready to assemble - quick and easy installation
- Gates are welded rail and picket for added strength and durability
- Full line of accessories available to customize the fence
- Made with up to 96" recycled domestic steel that earns LEED points
- Over 30 year of demonstrated excellence and Made in USA
- 10 Year Limited Warranty

**6' and 8' Length Panels Available • 3/4" SQ 16 ga Pickets • 1-1/2" SQ 14 ga ForeRunner™ Rails**

## Picket - 2 Rail Picket Bottom

### 6' Panel Length:

Biasable to 18"

Contains 15 pickets, 2 rails, 2 retaining rods, 30 rubber grommets

Post spacing for 2-1/2" SQ posts = 76-3/4" O.C. ± 1/2"

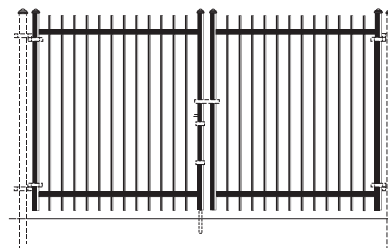
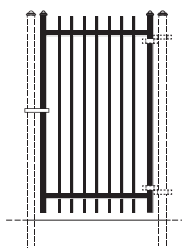
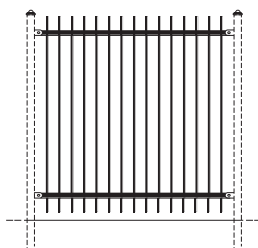
### 8' Panel Length:

Biasable to 24"

Contains 19 pickets, 2 rails, 2 retaining rods, 38 rubber grommets

Post spacing for 2-1/2" SQ posts = 95-1/2" O.C. ± 1/2"

DESCRIPTION	PART NO. BLACK	WEIGHT EA.	NOTES
<b>4' Height x 6' Panel Length</b>	449072	50.00	
<b>4' High x 8' Panel Length</b>	449042	68.00	
42" Wide Single Swing Gate	450842	49.00	
4' Wide Single Swing Gate	450872	57.00	
12' Wide Double Swing Gate	450902	155.00	
14' Wide Double Swing Gate	450932	176.00	
16' Wide Double Swing Gate	450962	197.00	
20' Wide Double Swing Gate	450992	241.00	
<b>5' Height x 6' Panel Length</b>	449082	57.00	
<b>5' Height x 8' Panel Length</b>	449052	78.00	
42" Wide Single Swing Gate	450852	58.00	
4' Wide Single Swing Gate	450882	68.00	
12' Wide Double Swing Gate	450912	181.00	
14' Wide Double Swing Gate	450942	204.00	
16' Wide Double Swing Gate	450972	227.00	
20' Wide Double Swing Gate	451002	280.00	
<b>6' Height x 6' Panel Length</b>	449092	64.00	
<b>6' Height x 8' Panel Length</b>	449062	88.00	
42" Wide Single Swing Gate	450862	68.00	
4' Wide Single Swing Gate	450892	78.00	
12' Wide Double Swing Gate	450922	206.00	
14' Wide Double Swing Gate	450952	233.00	
16' Wide Double Swing Gate	450982	258.00	
20' Wide Double Swing Gate	451012	318.00	



Panels supplied unassembled/components packaged • 1/8" diameter galvanized steel retaining rods • Grommets included



## Picket - 3 Rail Picket Bottom

### 6' Panel Length:

Biasable to 18"

Contains 15 pickets, 3 rails, 3 retaining rods, 45 rubber grommets

Post spacing for 2-1/2" SQ posts = 71-1/2" O.C. ± 1/2"

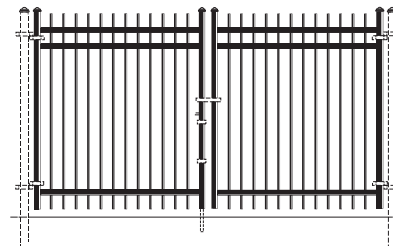
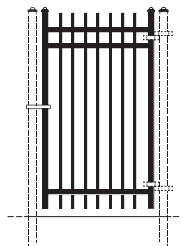
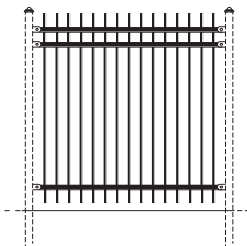
### 8' Panel Length:

Biasable to 24"

Contains 19 pickets, 3 rails, 3 retaining rods, 57 rubber grommets

Post spacing for 2-1/2" SQ posts = 95-1/2" O.C. ± 1/2"

DESCRIPTION	PART NO. BLACK	WEIGHT EA.	NOTES
<b>4' Height x 6' Panel Length</b>	449132	61.00	
<b>4' Height x 8' Panel Length</b>	449102	82.00	
42" Wide Single Swing Gate	451022	49.00	
4' Wide Single Swing Gate	451052	57.00	
12' Wide Double Swing Gate	451082	155.00	
14' Wide Double Swing Gate	451112	176.00	
16' Wide Double Swing Gate	451142	197.00	
20' Wide Double Swing Gate	451172	241.00	
<b>5' Height x 6' Panel Length</b>	449142	68.00	
<b>5' Height x 8' Panel Length</b>	449112	92.00	
42" Wide Single Swing Gate	451032	58.00	
4' Wide Single Swing Gate	451062	68.00	
12' Wide Double Swing Gate	451092	181.00	
14' Wide Double Swing Gate	451122	204.00	
16' Wide Double Swing Gate	451152	227.00	
20' Wide Double Swing Gate	451182	280.00	
<b>6' Height x 6' Panel Length</b>	449152	75.00	
<b>6' Height x 8' Panel Length</b>	449122	102.00	
42" Wide Single Swing Gate	451042	68.00	
4' Wide Single Swing Gate	451072	78.00	
12' Wide Double Swing Gate	451102	206.00	
14' Wide Double Swing Gate	451132	233.00	
16' Wide Double Swing Gate	451162	258.00	
20' Wide Double Swing Gate	451192	318.00	



Panels supplied unassembled/components packaged • 1/8" diameter galvanized steel retaining rods • Grommets included

6' and 8' Length Panels Available • 3/4" SQ 16 ga Pickets • 1-1/2" SQ 14 ga ForeRunner™ Rails

## Picket - 3 Rail Picket Bottom with Rings

### 6' Panel Length:

Biasable to 18"

Contains 15 pickets, 3 rails, 3 retaining rods, 45 rubber grommets

Post spacing for 2-1/2" SQ posts = 76-3/4" O.C. ± 1/2"

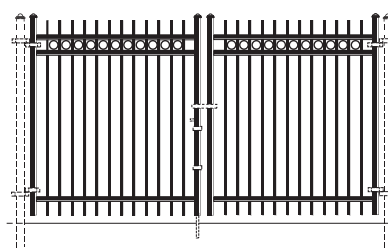
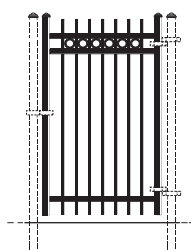
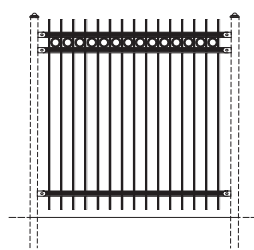
### 8' Panel Length:

Biasable to 24"

Contains 19 pickets, 3 rails, 3 retaining rods, 57 rubber grommets

Post spacing for 2-1/2" SQ posts = 95-1/2" O.C. ± 1/2"

DESCRIPTION	PART NO. BLACK	WEIGHT EA.	NOTES
<b>4' Height x 6' Panel Length</b>	449192	71.00	
<b>4' Height x 8' Panel Length</b>	449162	95.00	
42" Wide Single Swing Gate	451202	61.00	
4' Wide Single Swing Gate	451232	72.00	
12' Wide Double Swing Gate	451262	197.00	
14' Wide Double Swing Gate	451292	226.00	
16' Wide Double Swing Gate	451322	255.00	
20' Wide Double Swing Gate	451352	315.00	
<b>5' Height x 6' Panel Length</b>	449202	78.00	
<b>5' Height x 8' Panel Length</b>	449172	105.00	
42" Wide Single Swing Gate	451212	70.00	
4' Wide Single Swing Gate	451242	82.00	
12' Wide Double Swing Gate	451272	224.00	
14' Wide Double Swing Gate	451302	255.00	
16' Wide Double Swing Gate	451332	285.00	
20' Wide Double Swing Gate	451362	354.00	
<b>6' Height x 6' Panel Length</b>	449212	85.00	
<b>6' Height x 8' Panel Length</b>	449182	115.00	
42" Wide Single Swing Gate	451222	79.00	
4' Wide Single Swing Gate	451252	92.00	
12' Wide Double Swing Gate	451282	249.00	
14' Wide Double Swing Gate	451312	283.00	
16' Wide Double Swing Gate	451342	317.00	
20' Wide Double Swing Gate	451372	391.00	



Panels supplied unassembled/components packaged • 1/8" diameter galvanized steel retaining rods • Grommets included

## Spear - 2 Rail Picket Bottom

### 6' Panel Length:

Biasable to 18"

Contains 15 pickets, 2 rails, 2 retaining rods, 30 rubber grommets

Post spacing for 2-1/2" SQ posts = 76-3/4" O.C. ± 1/2"

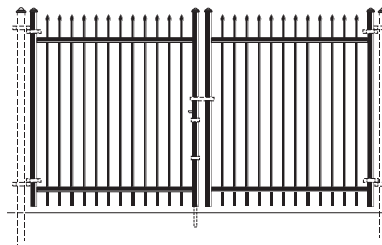
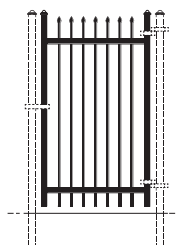
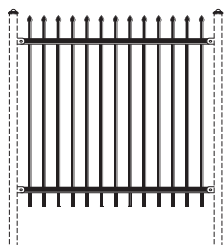
### 8' Panel Length:

Biasable to 24"

Contains 19 pickets, 2 rails, 2 retaining rods, 38 rubber grommets

Post spacing for 2-1/2" SQ posts = 95-1/2" O.C. ± 1/2"

DESCRIPTION	PART NO. BLACK	WEIGHT EA.	NOTES
<b>4' High x 6' Panel Length</b>	448712	50.00	
<b>4' High x 8' Panel Length</b>	448682	68.00	
42" Wide Single Swing Gate	449762	49.00	
4' Wide Single Swing Gate	449792	57.00	
12' Wide Double Swing Gate	449822	155.00	
14' Wide Double Swing Gate	449852	176.00	
16' Wide Double Swing Gate	449882	197.00	
20' Wide Double Swing Gate	449912	241.00	
<b>5' Height x 6' Panel Length</b>	448722	57.00	
<b>5' Height x 8' Panel Length</b>	448692	78.00	
42" Wide Single Swing Gate	449772	58.00	
4' Wide Single Swing Gate	449802	68.00	
12' Wide Double Swing Gate	449832	181.00	
14' Wide Double Swing Gate	449862	204.00	
16' Wide Double Swing Gate	449892	227.00	
20' Wide Double Swing Gate	449922	280.00	
<b>6' Height x 6' Panel Length</b>	448732	64.00	
<b>6' Height x 8' Panel Length</b>	448702	88.00	
42" Wide Single Swing Gate	449782	68.00	
4' Wide Single Swing Gate	449812	78.00	
12' Wide Double Swing Gate	449842	206.00	
14' Wide Double Swing Gate	449872	233.00	
16' Wide Double Swing Gate	449902	258.00	
20' Wide Double Swing Gate	449932	318.00	



Panels supplied unassembled/components packaged • 1/8" diameter galvanized steel retaining rods • Grommets included

6' and 8' Length Panels Available • 3/4" SQ 16 ga Pickets • 1-1/2" SQ 14 ga ForeRunner™ Rails

## Spear - 3 Rail Picket Bottom

### 6' Panel Length:

Biasable to 18"

Contains 15 pickets, 3 rails, 3 retaining rods, 45 rubber grommets

Post spacing for 2-1/2" SQ posts = 76-3/4" O.C. ± 1/2"

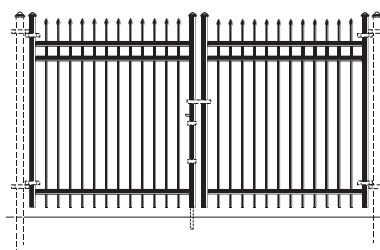
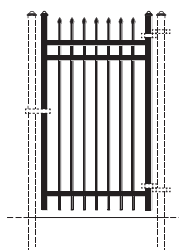
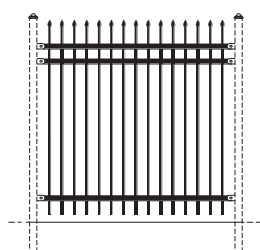
### 8' Panel Length:

Biasable to 24"

Contains 19 pickets, 3 rails, 3 retaining rods, 57 rubber grommets

Post spacing for 2-1/2" SQ posts = 95-1/2" O.C. ± 1/2"

DESCRIPTION	PART NO. BLACK	WEIGHT EA.	NOTES
<b>4' Height x 6' Panel Length</b>	448772	61.00	
<b>4' Height x 8' Panel Length</b>	448742	82.00	
42" Wide Single Swing Gate	449942	49.00	
4' Wide Single Swing Gate	449972	57.00	
12' Wide Double Swing Gate	450002	155.00	
14' Wide Double Swing Gate	450032	176.00	
16' Wide Double Swing Gate	450062	197.00	
20' Wide Double Swing Gate	450092	241.00	
<b>5' Height x 6' Panel Length</b>	448782	68.00	
<b>5' Height x 8' Panel Length</b>	448752	92.00	
42" Wide Single Swing Gate	449952	58.00	
4' Wide Single Swing Gate	449982	68.00	
12' Wide Double Swing Gate	450012	181.00	
14' Wide Double Swing Gate	450042	204.00	
16' Wide Double Swing Gate	450072	227.00	
20' Wide Double Swing Gate	450102	280.00	
<b>6' Height x 6' Panel Length</b>	448792	75.00	
<b>6' Height x 8' Panel Length</b>	448762	102.00	
42" Wide Single Swing Gate	449962	68.00	
4' Wide Single Swing Gate	449992	78.00	
12' Wide Double Swing Gate	450022	206.00	
14' Wide Double Swing Gate	450052	233.00	
16' Wide Double Swing Gate	450082	258.00	
20' Wide Double Swing Gate	450112	318.00	



Panels supplied unassembled/components packaged • 1/8" diameter galvanized steel retaining rods • Grommets included

## Spear - 3 Rail Picket Bottom with Rings

### 6' Panel Length:

Biasable to 18"

Contains 15 pickets, 3 rails, 3 retaining rods, 45 rubber grommets

Post spacing for 2-1/2" SQ posts = 76-3/4" O.C. ± 1/2"

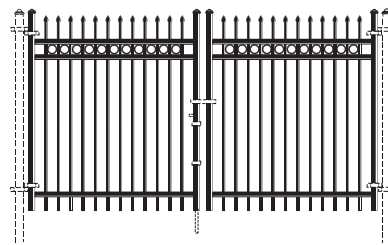
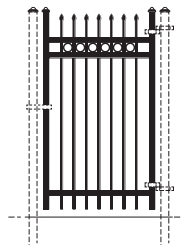
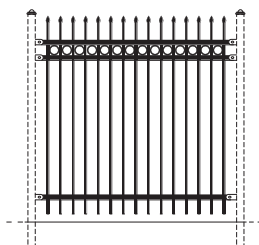
### 8' Panel Length:

Biasable to 24"

Contains 19 pickets, 3 rails, 3 retaining rods, 57 rubber grommets

Post spacing for 2-1/2" SQ posts = 95-1/2" O.C. ± 1/2"

DESCRIPTION	PART NO. BLACK	WEIGHT EA.	NOTES
<b>4' Height x 6' Panel Length</b>	448832	71.00	
<b>4' Height x 8' Panel Length</b>	448802	95.00	
42" Wide Single Swing Gate	450122	61.00	
4' Wide Single Swing Gate	450152	72.00	
12' Wide Double Swing Gate	450182	197.00	
14' Wide Double Swing Gate	450212	226.00	
16' Wide Double Swing Gate	450242	255.00	
20' Wide Double Swing Gate	450272	315.00	
<b>5' Height x 6' Panel Length</b>	448842	78.00	
<b>5' Height x 8' Panel Length</b>	448812	105.00	
42" Wide Single Swing Gate	450132	70.00	
4' Wide Single Swing Gate	450162	82.00	
12' Wide Double Swing Gate	450192	224.00	
14' Wide Double Swing Gate	450222	255.00	
16' Wide Double Swing Gate	450252	285.00	
20' Wide Double Swing Gate	450282	354.00	
<b>6' Height x 6' Panel Length</b>	448852	85.00	
<b>6' Height x 8' Panel Length</b>	448822	115.00	
42" Wide Single Swing Gate	450142	79.00	
4' Wide Single Swing Gate	450172	92.00	
12' Wide Double Swing Gate	450202	249.00	
14' Wide Double Swing Gate	450232	283.00	
16' Wide Double Swing Gate	450262	317.00	
20' Wide Double Swing Gate	450292	391.00	



Panels supplied unassembled/components packaged • 1/8" diameter galvanized steel retaining rods • Grommets included

## Staggered Spear - 2 Rail Picket Bottom

### 6' Panel Length:

Biasable to 18"

Contains 15 pickets, 2 rails, 2 retaining rods, 30 rubber grommets

Post spacing for 2-1/2" SQ posts = 76-3/4" O.C. ± 1/2"

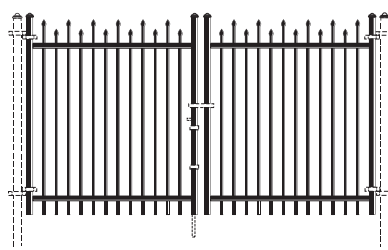
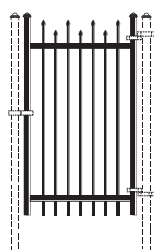
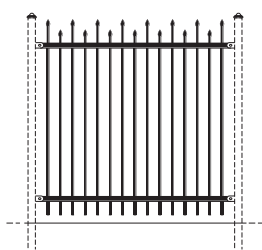
### 8' Panel Length:

Biasable to 24"

Contains 19 pickets, 2 rails, 2 retaining rods, 38 rubber grommets

Post spacing for 2-1/2" SQ posts = 95-1/2" O.C. ± 1/2"

DESCRIPTION	PART NO. BLACK	WEIGHT EA.	NOTES
<b>4' Height x 6' Panel Length</b>	448892	50.00	
<b>4' Height x 8' Panel Length</b>	448862	68.00	
42" Wide Single Swing Gate	450302	49.00	
4' Wide Single Swing Gate	450332	57.00	
12' Wide Double Swing Gate	450362	155.00	
14' Wide Double Swing Gate	450392	176.00	
16' Wide Double Swing Gate	450422	197.00	
20' Wide Double Swing Gate	450452	241.00	
<b>5' Height x 6' Panel Length</b>	448902	57.00	
<b>5' Height x 8' Panel Length</b>	448872	78.00	
42" Wide Single Swing Gate	450312	58.00	
4' Wide Single Swing Gate	450342	68.00	
12' Wide Double Swing Gate	450372	181.00	
14' Wide Double Swing Gate	450402	204.00	
16' Wide Double Swing Gate	450432	227.00	
20' Wide Double Swing Gate	450462	280.00	
<b>6' Height x 6' Panel Length</b>	448912	64.00	
<b>6' Height x 8' Panel Length</b>	448882	88.00	
42" Wide Single Swing Gate	450322	68.00	
4' Wide Single Swing Gate	450352	78.00	
12' Wide Double Swing Gate	450382	206.00	
14' Wide Double Swing Gate	450412	233.00	
16' Wide Double Swing Gate	450442	258.00	
20' Wide Double Swing Gate	450472	318.00	



Panels supplied unassembled/components packaged • 1/8" diameter galvanized steel retaining rods • Grommets included

## Staggered Spear - 3 Rail Picket Bottom

### 6' Panel Length:

Biasable to 18"

Contains 15 pickets, 3 rails, 3 retaining rods, 45 rubber grommets

Post spacing for 2-1/2" SQ posts = 76-3/4" O.C. ± 1/2"

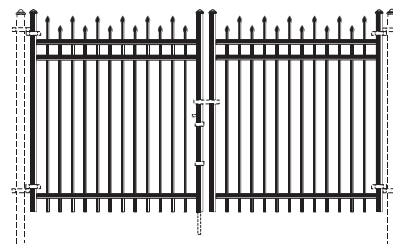
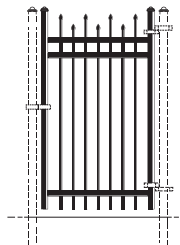
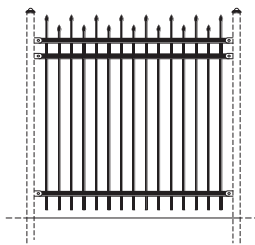
### 8' Panel Length:

Biasable to 24"

Contains 19 pickets, 3 rails, 3 retaining rods, 57 rubber grommets

Post spacing for 2-1/2" SQ posts = 95-1/2" O.C. ± 1/2"

DESCRIPTION	PART NO. BLACK	WEIGHT EA.	NOTES
<b>4' Height x 6' Panel Length</b>	448952	61.00	
<b>4' Height x 8' Panel Length</b>	448922	82.00	
42" Wide Single Swing Gate	450482	57.00	
4' Wide Single Swing Gate	450512	67.00	
12' Wide Double Swing Gate	450542	181.00	
14' Wide Double Swing Gate	450572	206.00	
16' Wide Double Swing Gate	450602	232.00	
20' Wide Double Swing Gate	450632	285.00	
<b>5' Height x 6' Panel Length</b>	448962	68.00	
<b>5' Height x 8' Panel Length</b>	448932	92.00	
42" Wide Single Swing Gate	450492	66.00	
4' Wide Single Swing Gate	450522	77.00	
12' Wide Double Swing Gate	450552	208.00	
14' Wide Double Swing Gate	450582	235.00	
16' Wide Double Swing Gate	450612	262.00	
20' Wide Double Swing Gate	450642	324.00	
<b>6' Height x 6' Panel Length</b>	448972	75.00	
<b>6' Height x 8' Panel Length</b>	448942	102.00	
42" Wide Single Swing Gate	450502	75.00	
4' Wide Single Swing Gate	450532	87.00	
12' Wide Double Swing Gate	450562	233.00	
14' Wide Double Swing Gate	450592	263.00	
16' Wide Double Swing Gate	450622	294.00	
20' Wide Double Swing Gate	450652	361.00	



Panels supplied unassembled/components packaged • 1/8" diameter galvanized steel retaining rods • Grommets included

6' and 8' Length Panels Available • 3/4" SQ 16 ga Pickets • 1-1/2" SQ 14 ga ForeRunner™ Rails

## Staggered Spear - 3 Rail Picket Bottom with Rings

### 6' Panel Length:

Biasable to 18"

Contains 15 pickets, 3 rails, 3 retaining rods, 45 rubber grommets

Post spacing for 2-1/2" SQ posts = 76-3/4" O.C. ± 1/2"

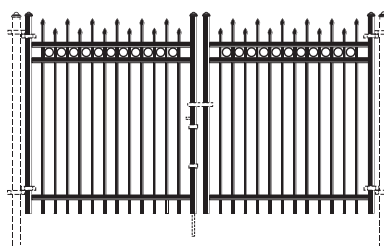
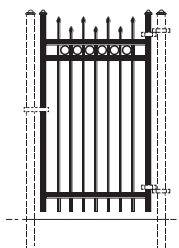
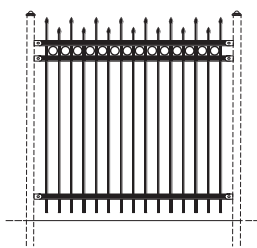
### 8' Panel Length:

Biasable to 24"

Contains 19 pickets, 3 rails, 3 retaining rods, 57 rubber grommets

Post spacing for 2-1/2" SQ posts = 95-1/2" O.C. ± 1/2"

DESCRIPTION	PART NO. BLACK	WEIGHT EA.	NOTES
<b>4' Height x 6' Panel Length</b>	449012	71.00	
<b>4' Height x 8' Panel Length</b>	448982	95.00	
42" Wide Single Swing Gate	450662	61.00	
4' Wide Single Swing Gate	450692	72.00	
12' Wide Double Swing Gate	450722	197.00	
14' Wide Double Swing Gate	450752	226.00	
16' Wide Double Swing Gate	450782	255.00	
20' Wide Double Swing Gate	450812	315.00	
<b>5' Height x 6' Panel Length</b>	449022	78.00	
<b>5' Height x 8' Panel Length</b>	448992	105.00	
42" Wide Single Swing Gate	450672	70.00	
4' Wide Single Swing Gate	450702	82.00	
12' Wide Double Swing Gate	450732	224.00	
14' Wide Double Swing Gate	450762	255.00	
16' Wide Double Swing Gate	450792	285.00	
20' Wide Double Swing Gate	450822	354.00	
<b>6' Height x 6' Panel Length</b>	449032	85.00	
<b>6' Height x 8' Panel Length</b>	449002	115.00	
42" Wide Single Swing Gate	450682	79.00	
4' Wide Single Swing Gate	450712	92.00	
12' Wide Double Swing Gate	450742	249.00	
14' Wide Double Swing Gate	450772	283.00	
16' Wide Double Swing Gate	450802	317.00	
20' Wide Double Swing Gate	450832	391.00	



Panels supplied unassembled/components packaged • 1/8" diameter galvanized steel retaining rods • Grommets included



## Universal - 2 Rail Picket Bottom

### 6' Panel Length:

Biasable to 18"

Contains 15 pickets, 2 rails, 2 retaining rods, 30 rubber grommets

Post spacing for 2-1/2" SQ posts = 76-3/4" O.C. ± 1/2"

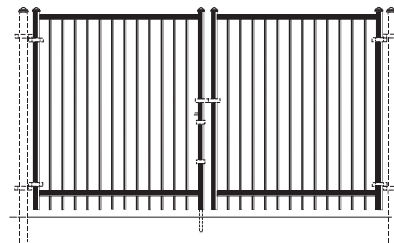
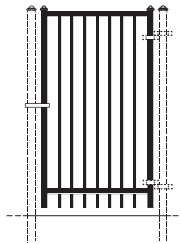
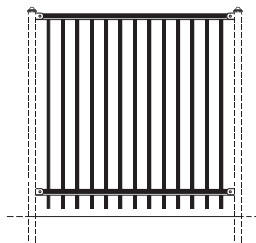
### 8' Panel Length:

Biasable to 24"

Contains 19 pickets, 2 rails, 2 retaining rods, 38 rubber grommets

Post spacing for 2-1/2" SQ posts = 95-1/2" O.C. ± 1/2"

DESCRIPTION	PART NO. BLACK	WEIGHT EA.	NOTES
<b>4' Height x 6' Panel Length</b>	448532	50.00	
<b>4' Height x 8' Panel Length</b>	448502	68.00	
42" Wide Single Swing Gate	449222	49.00	
4' Wide Single Swing Gate	449252	57.00	
12' Wide Double Swing Gate	449282	155.00	
14' Wide Double Swing Gate	449312	176.00	
16' Wide Double Swing Gate	449342	197.00	
20' Wide Double Swing Gate	449372	241.00	
<b>5' Height x 6' Panel Length</b>	448542	57.00	
<b>5' Height x 8' Panel Length</b>	448512	78.00	
42" Wide Single Swing Gate	449232	58.00	
4' Wide Single Swing Gate	449262	68.00	
12' Wide Double Swing Gate	449292	181.00	
14' Wide Double Swing Gate	449322	204.00	
16' Wide Double Swing Gate	449352	227.00	
20' Wide Double Swing Gate	449382	280.00	
<b>6' Height x 6' Panel Length</b>	448552	64.00	
<b>6' Height x 8' Panel Length</b>	448522	88.00	
42" Wide Single Swing Gate	449242	68.00	
4' Wide Single Swing Gate	449272	78.00	
12' Wide Double Swing Gate	449302	206.00	
14' Wide Double Swing Gate	449332	233.00	
16' Wide Double Swing Gate	449362	258.00	
20' Wide Double Swing Gate	449392	318.00	



Panels supplied unassembled/components packaged • 1/8" diameter galvanized steel retaining rods • Grommets included

6' and 8' Length Panels Available • 3/4" SQ 16 ga Pickets • 1-1/2" SQ 14 ga ForeRunner™ Rails

## Universal - 3 Rail Picket Bottom

### 6' Panel Length:

Biasable to 18"

Contains 15 pickets, 3 rails, 3 retaining rods, 45 rubber grommets

Post spacing for 2-1/2" SQ posts = 76-3/4" O.C. ± 1/2"

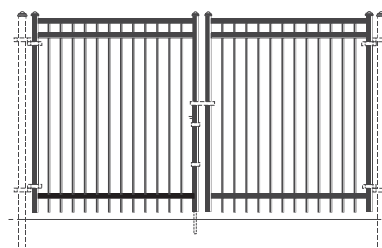
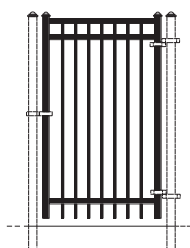
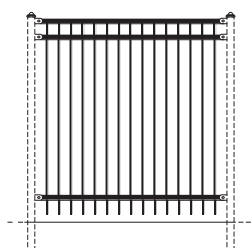
### 8' Panel Length:

Biasable to 24"

Contains 19 pickets, 3 rails, 3 retaining rods, 57 rubber grommets

Post spacing for 2-1/2" SQ posts = 95-1/2" O.C. ± 1/2"

DESCRIPTION	PART NO. BLACK	WEIGHT EA.	NOTES
<b>4' Height x 6' Panel Length</b>	448592	61.00	
<b>4' Height x 8' Panel Length</b>	448562	82.00	
42" Wide Single Swing Gate	449402	57.00	
4' Wide Single Swing Gate	449432	67.00	
12' Wide Double Swing Gate	449462	181.00	
14' Wide Double Swing Gate	449492	206.00	
16' Wide Double Swing Gate	449522	232.00	
20' Wide Double Swing Gate	449552	285.00	
<b>5' Height x 6' Panel Length</b>	448602	68.00	
<b>5' Height x 8' Panel Length</b>	448572	92.00	
42" Wide Single Swing Gate	449412	66.00	
4' Wide Single Swing Gate	449442	77.00	
12' Wide Double Swing Gate	449472	208.00	
14' Wide Double Swing Gate	449502	235.00	
16' Wide Double Swing Gate	449532	262.00	
20' Wide Double Swing Gate	449562	324.00	
<b>6' Height x 6' Panel Length</b>	448612	75.00	
<b>6' Height x 8' Panel Length</b>	448582	102.00	
42" Wide Single Swing Gate	449422	75.00	
4' Wide Single Swing Gate	449452	87.00	
12' Wide Double Swing Gate	449482	233.00	
14' Wide Double Swing Gate	449512	263.00	
16' Wide Double Swing Gate	449542	294.00	
20' Wide Double Swing Gate	449572	361.00	



Panels supplied unassembled/components packaged • 1/8" diameter galvanized steel retaining rods • Grommets included

6' and 8' Length Panels Available • 3/4" SQ 16 ga Pickets • 1-1/2" SQ 14 ga ForeRunner™ Rails

## Universal - 3 Rail Picket Bottom with Rings

### 6' Panel Length:

Biasable to 18"

Contains 15 pickets, 3 rails, 3 retaining rods, 45 rubber grommets

Post spacing for 2-1/2" SQ posts = 76-3/4" O.C. ± 1/2"

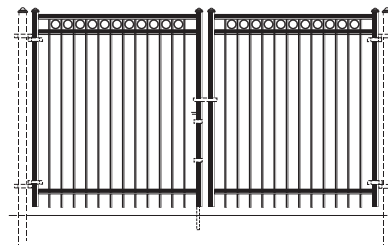
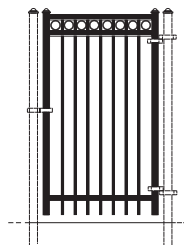
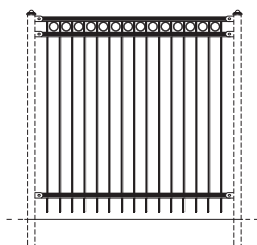
### 8' Panel Length:

Biasable to 24"

Contains 19 pickets, 3 rails, 3 retaining rods, 57 rubber grommets

Post spacing for 2-1/2" SQ posts = 95-1/2" O.C. ± 1/2"

DESCRIPTION	PART NO. BLACK	WEIGHT EA.	NOTES
<b>4' Height x 6' Panel Length</b>	448652	71.00	
<b>4' Height x 8' Panel Length</b>	448622	95.00	
42" Wide Single Swing Gate	449582	61.00	
4' Wide Single Swing Gate	449612	72.00	
12' Wide Double Swing Gate	449642	197.00	
14' Wide Double Swing Gate	449672	226.00	
16' Wide Double Swing Gate	449702	255.00	
20' Wide Double Swing Gate	449732	315.00	
<b>5' Height x 6' Panel Length</b>	448662	78.00	
<b>5' Height x 8' Panel Length</b>	448632	105.00	
42" Wide Single Swing Gate	449592	70.00	
4' Wide Single Swing Gate	449622	82.00	
12' Wide Double Swing Gate	449652	224.00	
14' Wide Double Swing Gate	449682	255.00	
16' Wide Double Swing Gate	449712	285.00	
20' Wide Double Swing Gate	449742	354.00	
<b>6' Height x 6' Panel Length</b>	448672	85.00	
<b>6' Height x 8' Panel Length</b>	448642	115.00	
42" Wide Single Swing Gate	449602	79.00	
4' Wide Single Swing Gate	449632	92.00	
12' Wide Double Swing Gate	449662	249.00	
14' Wide Double Swing Gate	449692	283.00	
16' Wide Double Swing Gate	449722	317.00	
20' Wide Double Swing Gate	449752	391.00	




Panels supplied unassembled/components packaged • 1/8" diameter galvanized steel retaining rods • Grommets included

6' and 8' Length Panels Available • 3/4" SQ 16 ga Pickets • 1-1/2" SQ 14 ga ForeRunner™ Rails


## 2-1/2" SQ Posts 12 gauge / Post Cap included

DESCRIPTION	PART NO. BLACK	WEIGHT EA.	NOTES
6' Post	451382	18.00	
7' Post	445052	21.00	
8' Post	445062	24.00	
9' Post	445072	27.00	
10' Post	445082	30.00	
11' Post	445092	33.00	
12' Post	445102	36.00	
13' Post	445112	40.00	




## 3" SQ Posts 12 gauge / Post Cap included

DESCRIPTION	PART NO. BLACK	WEIGHT EA.	NOTES
7' Post	445122	26.00	
8' Post	445132	29.00	
9' Post	445142	33.00	
10' Post	445152	36.00	
11' Post	445162	40.00	
12' Post	445172	44.00	
13' Post	445182	47.00	




## 4" SQ Posts 11 gauge / Post Cap included

DESCRIPTION	PART NO. BLACK	WEIGHT EA.	NOTES
7' Post	445192	47.00	
8' Post	445202	54.00	
9' Post	445212	61.00	
10' Post	445222	67.00	
11' Post	445232	74.00	
12' Post	445242	81.00	
13' Post	445252	87.00	



## 6" SQ Posts 3/16" Wall Thickness / Pressed Steel Post Cap included

DESCRIPTION	PART NO. BLACK	WEIGHT EA.	NOTES
8' Post	451392	116.00	
9' Post	451402	24.00	
10' Post	451412	27.00	


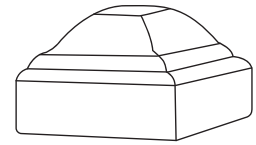


Panels supplied unassembled/components packaged • 1/8" diameter galvanized steel retaining rods • Grommets included

6' and 8' Length Panels Available • 3/4" SQ 16 ga Pickets • 1-1/2" SQ 14 ga ForeRunner™ Rails

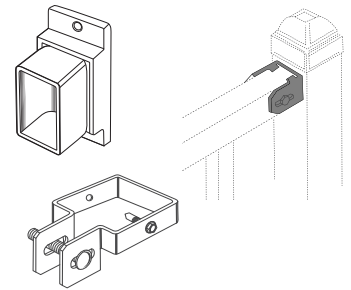
## Post Caps

DESCRIPTION	PART NO. BLACK	WEIGHT EA.	NOTES
2-1/2" SQ Flat Post Cap	447802	0.22	
2-1/2" SQ Ball Post Cap	451522	1.50	
3" SQ Flat Post Cap	447812	0.30	
3" SQ Ball Post Cap	451532	4.00	
4" SQ Flat Post Cap	447822	0.40	
4" SQ Ball Post Cap	451542	4.50	
6" SQ Flat Post Cap	451512	0.75	




## 2-1/2" Hardware

DESCRIPTION	PART NO. BLACK	WEIGHT BG.	NOTES
Line Bracket (2 per bag)	012454	1.28	
Universal Boulevard Bracket (2 per bag)	012455	1.14	
Swivel Angle Bracket (2 per bag)	012456	2.00	
Flat Back Bracket (2 per bag)	012453	0.68	



## Accessories

DESCRIPTION	PART NO. BLACK	WEIGHT EA.	NOTES
3/4" SQ High Quad Flair	451642	0.32	
3/4" SQ High Triad	907022	0.38	
3/4" SQ Picket Plug (20 per bag)	451572	0.40	
4" Add On Rings (Need 14 per 6' L panel, 18 per 8' L panel)	451582	0.05	



## Touch Up

DESCRIPTION	PART NO. BLACK	WEIGHT EA.	NOTES
Touch Up Paint	447992	1.08	
Cold Galvanize Aerosol	012321	1.25	
Zinc Brite Aerosol	036412	1.00	



Panels supplied unassembled/components packaged • 1/8" diameter galvanized steel retaining rods • Grommets included

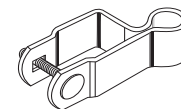
6' and 8' Length Panels Available • 3/4" SQ 16 ga Pickets • 1-1/2" SQ 14 ga ForeRunner™ Rails

## Gate Hardware

DESCRIPTION	PART NO. BLACK	BOX QTY.	WEIGHT EA.	NOTES
-------------	-------------------	-------------	---------------	-------

### Frame Hinge / Stainless steel fasteners included

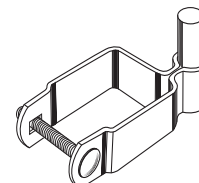
Frame Hinge for 1-3/4" Frame (2 per bag)	447852	100	0.66	
--	--------	-----	------	--



### Post Hinges / Stainless steel fasteners included

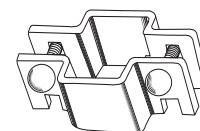
2-1/2" SQ Post Hinge with 5/8" Pin	447832	50	1.06	
------------------------------------	--------	----	------	--

3" SQ Post Hinge with 5/8" Pin	447842	50	1.14	
--------------------------------	--------	----	------	--



### Latch Hanger / Stainless steel fasteners included

Fork Latch Hanger for 1-3/4" Frame	447862	100	0.60	
------------------------------------	--------	-----	------	--



### Latch Forks

Fork Latch for 1-3/4" Frame	447872	100	0.40	
-----------------------------	--------	-----	------	--

Fork Latch for 2-1/2" SQ post	447882	50	0.60	
-------------------------------	--------	----	------	--

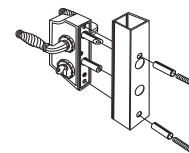
Fork Latch for 3" SQ post	447892	50	0.60	
---------------------------	--------	----	------	--



### Security Latch

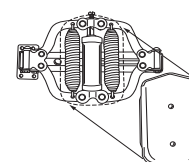
Keyed for 1" to 1-1/4" Frame	451632	—	4.00	
------------------------------	--------	---	------	--

Keyed for 1-3/4" to 2" Frame	451622	—	4.00	
------------------------------	--------	---	------	--

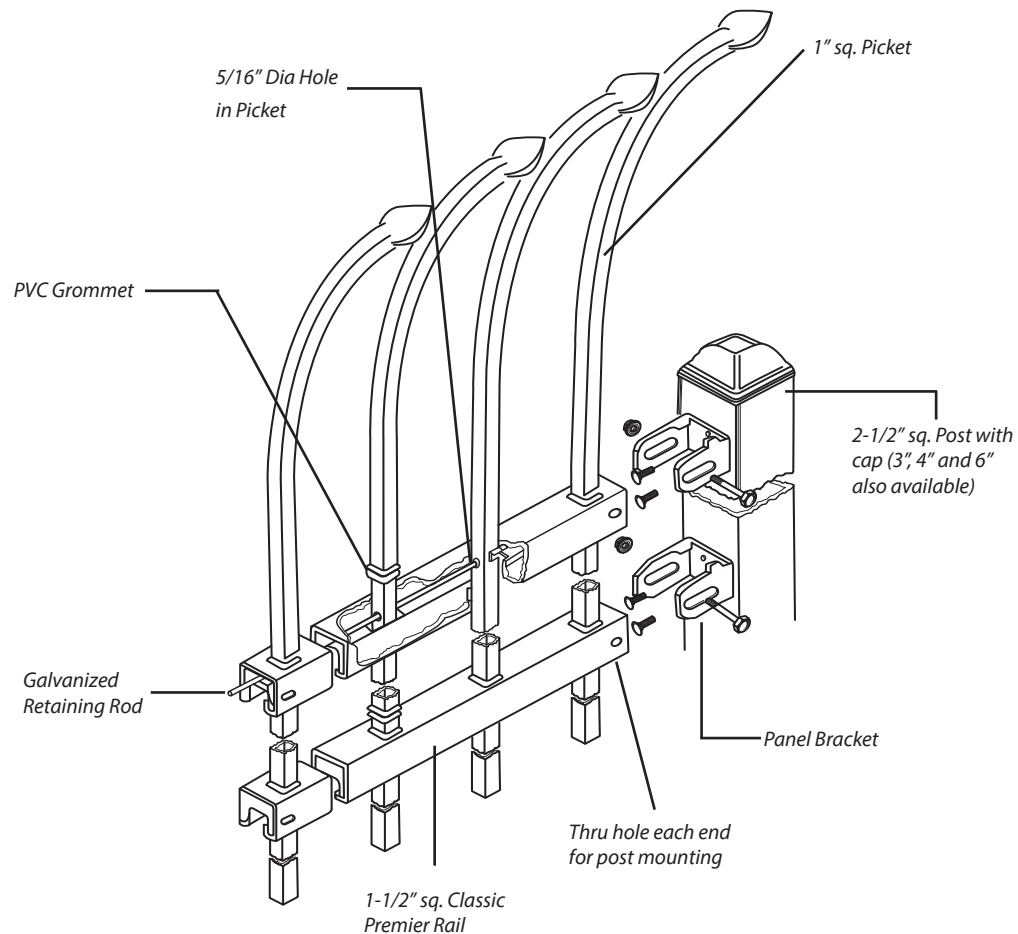


### Gate Closer

Kant-Slam Hydraulic Gate Closer	018622	6	6.00	
---------------------------------	--------	---	------	--



Panels supplied unassembled/components packaged • 1/8" diameter galvanized steel retaining rods • Grommets included



## Strength, Durability and Security Fencing for Industrial Applications

### Product Features

- Permacoat™ Protective Finish that is durable and provides resistance from weathering
- Biasability of a minimum of 25% allows the fence to follow the contour of the landscape to enhance and secure the property
- Forerunner® Rail system for provides an internal security system for the panel with no exposed fasteners
- Wide selection of styles to complement any residential property
- Available in 6' and 8' length panel sizes
- Ready to assemble - quick and easy installation
- Gates are welded rail and picket for added strength and durability
- Full line of accessories available to customize the fence
- Over 30 year of demonstrated excellence and Made in USA
- 10 Year Limited Warranty

6' and 8' Length Panels Available • 1" SQ 14 ga Pickets • 1-3/4" 14 ga SQ ForeRunner™ Rails

## Security - 2 Rail Picket Bottom

### 6' Panel Length:

Biasable to 18"

Contains 15 pickets, 2 rails, 2 retaining rods, 30 rubber grommets

Post spacing for 2-1/2" SQ posts = 71-1/2" O.C. ± 1/2"


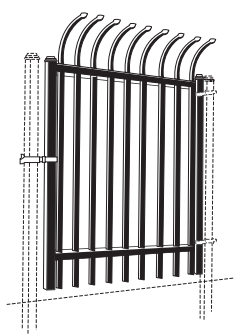
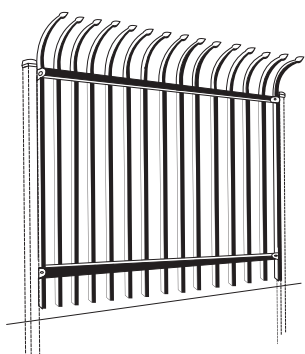
### 8' Panel Length:

Biasable to 24"

Contains 19 pickets, 2 rails, 2 retaining rods, 38 rubber grommets

Post spacing for 2-1/2" SQ posts = 96" O.C. ± 1/2"

DESCRIPTION	PART NO. BLACK	WEIGHT EA.	NOTES
<b>7' High x 6' Panel Length</b>	444362	162.00	
<b>7' High x 8' Panel Length</b>	480572	154.00	
42" Wide Single Swing Gate	446472	77.00	
4' Wide Single Swing Gate	446502	85.00	
12' Wide Double Swing Gate	446532	252.00	
14' Wide Double Swing Gate	446562	308.00	
16' Wide Double Swing Gate	446592	352.00	
20' Wide Double Swing Gate	446622	440.00	
<b>8' High x 6' Panel Length</b>	444382	135.00	
<b>8' High x 8' Panel Length</b>	480582	172.00	
42" Wide Single Swing Gate	446482	86.00	
4' Wide Single Swing Gate	446512	95.00	
12' Wide Double Swing Gate	446542	281.00	
14' Wide Double Swing Gate	446572	344.00	
16' Wide Double Swing Gate	446602	393.00	
20' Wide Double Swing Gate	446632	491.00	
<b>10' High x 6' Panel Length</b>	444402	162.00	
<b>10' High x 8' Panel Length</b>	480592	207.00	
42" Wide Single Swing Gate	446492	103.00	
4' Wide Single Swing Gate	446522	116.00	
12' Wide Double Swing Gate	446552	338.00	
14' Wide Double Swing Gate	446582	412.00	



Panels supplied unassembled/components packaged • 1/8" diameter galvanized steel retaining rods • Grommets included



## Security - 3 Rail Picket Bottom

### 6' Panel Length:

Biasable to 18"

Contains 15 pickets, 3 rails, 3 retaining rods, 45 rubber grommets

Post spacing for 2-1/2" SQ posts = 71-1/2" O.C. ± 1/2"

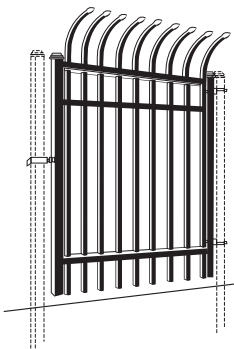
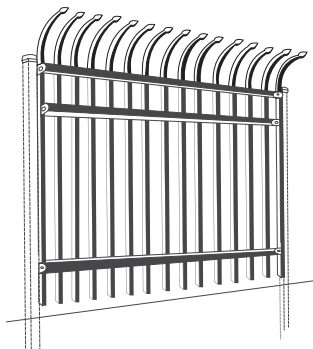
### 8' Panel Length:

Biasable to 24"

Contains 19 pickets, 3 rails, 3 retaining rods, 57 rubber grommets

Post spacing for 2-1/2" SQ posts = 96" O.C. ± 1/2"

DESCRIPTION	PART NO. BLACK	WEIGHT EA.	NOTES
<b>7' High x 6' Panel Length</b>	444422	134.00	
<b>7' High x 8' Panel Length</b>	480622	171.00	
42" Wide Single Swing Gate	446652	82.00	
4' Wide Single Swing Gate	446682	91.00	
12' Wide Double Swing Gate	446712	269.00	
14' Wide Double Swing Gate	446742	328.00	
16' Wide Double Swing Gate	446772	375.00	
20' Wide Double Swing Gate	446802	469.00	
<b>8' High x 6' Panel Length</b>	444432	148.00	
<b>8' High x 8' Panel Length</b>	480632	189.00	
42" Wide Single Swing Gate	446662	91.00	
4' Wide Single Swing Gate	446692	101.00	
12' Wide Double Swing Gate	446722	298.00	
14' Wide Double Swing Gate	446752	364.00	
16' Wide Double Swing Gate	446782	416.00	
20' Wide Double Swing Gate	446812	520.00	
<b>10' High x 6' Panel Length</b>	444442	175.00	
<b>10' High x 8' Panel Length</b>	480642	224.00	
42" Wide Single Swing Gate	446672	99.00	
4' Wide Single Swing Gate	446702	122.00	
12' Wide Double Swing Gate	446732	355.00	
14' Wide Double Swing Gate	446762	432.00	



Panels supplied unassembled/components packaged • 1/8" diameter galvanized steel retaining rods • Grommets included

6' and 8' Length Panels Available • 1" SQ 14 ga Pickets • 1-3/4" 14 ga SQ ForeRunner™ Rails

## Security - 2 Rail Aluminum Cantilever Gates / Use for both 2 Rail and 3 Rail Security styles


DESCRIPTION	PART NO. BLACK	WEIGHT EA.	NOTES
<b>7' High</b>			
10'-12' Wide Aluminum Cantilever Gate	447532	240.00	
14' Wide Aluminum Cantilever Gate	447562	274.00	
16' Wide Aluminum Cantilever Gate	447592	318.00	
18' Wide Aluminum Cantilever Gate	447622	352.00	
20' Wide Aluminum Cantilever Gate	447652	419.00	
22' Wide Aluminum Cantilever Gate	447682	446.00	
24' Wide Aluminum Cantilever Gate	447712	488.00	
<b>8' High</b>			
10'-12' Wide Aluminum Cantilever Gate	447542	253.00	
14' Wide Aluminum Cantilever Gate	447572	288.00	
16' Wide Aluminum Cantilever Gate	447602	335.00	
18' Wide Aluminum Cantilever Gate	447632	370.00	
20' Wide Aluminum Cantilever Gate	447662	440.00	
22' Wide Aluminum Cantilever Gate	447692	469.00	
24' Wide Aluminum Cantilever Gate	447722	512.00	

Track is included.

Hardware kits sold separately.

Hanger Posts (2) and Latch Post (1) must be 4" SQ (sold separately).

Assembly required.



Panels supplied unassembled/components packaged • 1/8" diameter galvanized steel retaining rods • Grommets included

## Spear - 2 Rail Picket Bottom

### 6' Panel Length:

Biasable to 18"

Contains 13 pickets, 2 rails, 2 retaining rods, 26 rubber grommets

Post spacing for 2-1/2" SQ posts = 71-1/2" O.C. ± 1/2"

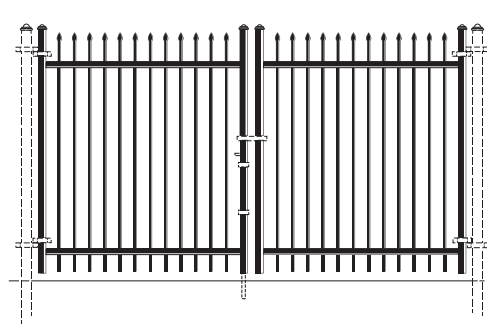
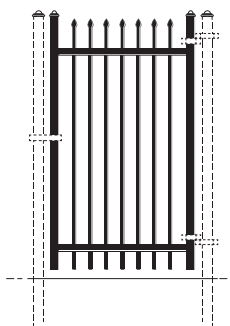

### 8' Panel Length:

Biasable to 24"

Contains 18 pickets, 2 rails, 2 retaining rods, 36 rubber grommets

Post spacing for 2-1/2" SQ posts = 96" O.C. ± 1/2"

DESCRIPTION	PART NO. BLACK	WEIGHT EA.	NOTES
<b>5' High x 6' Panel Length</b>	443982	85.00	
<b>5' High x 8' Panel Length</b>	444072	132.00	
42" Wide Single Swing Gate	445862	57.00	
4' Wide Single Swing Gate	445912	62.00	
12' Wide Double Swing Gate	445962	188.00	
14' Wide Double Swing Gate	446012	228.00	
16' Wide Double Swing Gate	446062	261.00	
20' Wide Double Swing Gate	446112	326.00	
<b>6' High x 6' Panel Length</b>	443992	96.00	
<b>6' High x 8' Panel Length</b>	444082	148.00	
42" Wide Single Swing Gate	445872	66.00	
4' Wide Single Swing Gate	445922	72.00	
12' Wide Double Swing Gate	445972	217.00	
14' Wide Double Swing Gate	446022	264.00	
16' Wide Double Swing Gate	446072	302.00	
20' Wide Double Swing Gate	446122	377.00	
<b>7' High x 6' Panel Length</b>	444012	108.00	
<b>7' High x 8' Panel Length</b>	444092	165.00	
42" Wide Single Swing Gate	445882	74.00	
4' Wide Single Swing Gate	445932	82.00	
12' Wide Double Swing Gate	445982	246.00	
14' Wide Double Swing Gate	446032	296.00	
16' Wide Double Swing Gate	446082	338.00	
20' Wide Double Swing Gate	446132	423.00	



Panels supplied unassembled/components packaged • 1/8" diameter galvanized steel retaining rods • Grommets included

6' and 8' Length Panels Available • 1" SQ 14 ga Pickets • 1-3/4" 14 ga SQ ForeRunner™ Rails

## Spear - 2 Rail Picket Bottom

### 6' Panel Length:

Biasable to 18"

Contains 13 pickets, 2 rails, 2 retaining rods, 26 rubber grommets

Post spacing for 2-1/2" SQ posts = 71-1/2" O.C. ± 1/2"

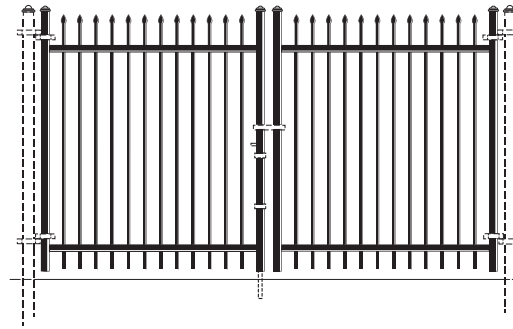
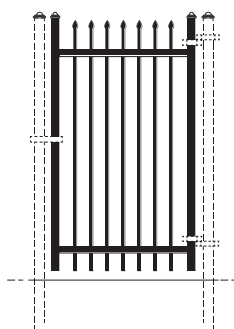
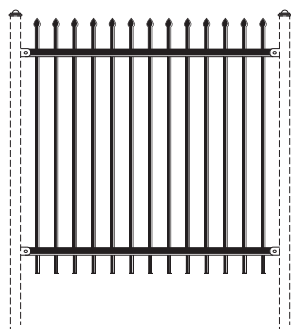
### 8' Panel Length:

Biasable to 24"

Contains 18 pickets, 2 rails, 2 retaining rods, 36 rubber grommets

Post spacing for 2-1/2" SQ posts = 96" O.C. ± 1/2"

DESCRIPTION	PART NO. BLACK	WEIGHT EA.	NOTES
<b>8' High x 6' Panel Length</b>	444032	120.00	
<b>8' High x 8' Panel Length</b>	444112	181.00	
42" Wide Single Swing Gate	445892	83.00	
4' Wide Single Swing Gate	445942	93.00	
12' Wide Double Swing Gate	445992	275.00	
14' Wide Double Swing Gate	446042	332.00	
16' Wide Double Swing Gate	446092	379.00	
20' Wide Double Swing Gate	446142	474.00	
<b>10' High x 6' Panel Length</b>	444052	143.00	
<b>10' High x 8' Panel Length</b>	444122	215.00	
42" Wide Single Swing Gate	445902	100.00	
4' Wide Single Swing Gate	445952	114.00	
12' Wide Double Swing Gate	446002	332.00	
14' Wide Double Swing Gate	446052	400.00	
16' Wide Double Swing Gate	446102	457.00	



Panels supplied unassembled/components packaged • 1/8" diameter galvanized steel retaining rods • Grommets included

## Spear - 3 Rail Picket Bottom

### 6' Panel Length:

Biasable to 18"

Contains 13 pickets, 3 rails, 3 retaining rods, 39 rubber grommets

Post spacing for 2-1/2" SQ posts = 71-1/2" O.C. ± 1/2"

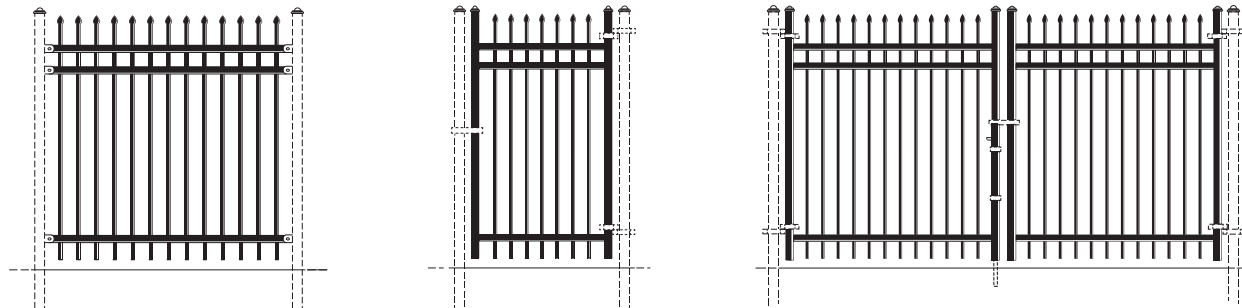
### 8' Panel Length:

Biasable to 24"

Contains 18 pickets, 3 rails, 3 retaining rods, 54 rubber grommets

Post spacing for 2-1/2" SQ posts = 96" O.C. ± 1/2"

DESCRIPTION	PART NO. BLACK	WEIGHT EA.	NOTES
<b>5' High x 6' Panel Length</b>	444142	97.00	
<b>5' High x 8' Panel Length</b>	444262	132.00	
42" Wide Single Swing Gate	446162	62.00	
4' Wide Single Swing Gate	446212	71.00	
12' Wide Double Swing Gate	446262	213.00	
14' Wide Double Swing Gate	446312	248.00	
16' Wide Double Swing Gate	446362	283.00	
20' Wide Double Swing Gate	446412	354.00	
<b>6' High x 6' Panel Length</b>	444182	108.00	
<b>6' High x 8' Panel Length</b>	444282	148.00	
42" Wide Single Swing Gate	446172	71.00	
4' Wide Single Swing Gate	446222	81.00	
12' Wide Double Swing Gate	446272	243.00	
14' Wide Double Swing Gate	446322	284.00	
16' Wide Double Swing Gate	446372	325.00	
20' Wide Double Swing Gate	446422	406.00	
<b>7' High x 6' Panel Length</b>	444202	120.00	
<b>7' High x 8' Panel Length</b>	444302	165.00	
42" Wide Single Swing Gate	446182	79.00	
4' Wide Single Swing Gate	446232	90.00	
12' Wide Double Swing Gate	446282	271.00	
14' Wide Double Swing Gate	446332	316.00	
16' Wide Double Swing Gate	446382	361.00	
20' Wide Double Swing Gate	446432	451.00	



Panels supplied unassembled/components packaged • 1/8" diameter galvanized steel retaining rods • Grommets included

6' and 8' Length Panels Available • 1" SQ 14 ga Pickets • 1-3/4" 14 ga SQ ForeRunner™ Rails

## Spear - 3 Rail Picket Bottom

### 6' Panel Length:

Biasable to 18"

Contains 13 pickets, 3 rails, 3 retaining rods, 39 rubber grommets

Post spacing for 2-1/2" SQ posts = 71-1/2" O.C. ± 1/2"

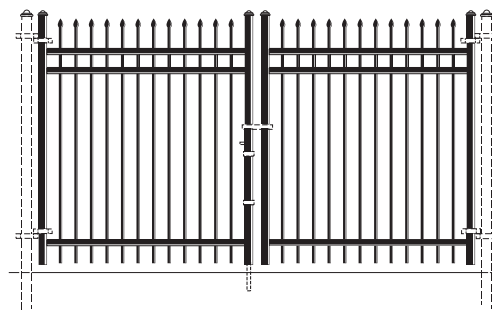
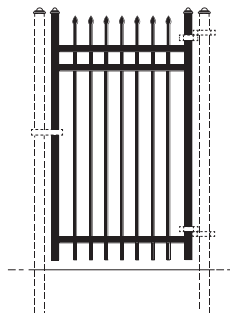
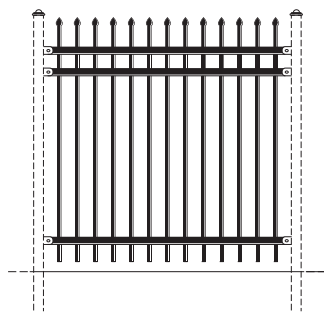
### 8' Panel Length:

Biasable to 24"

Contains 18 pickets, 3 rails, 3 retaining rods, 54 rubber grommets

Post spacing for 2-1/2" SQ posts = 96" O.C. ± 1/2"

DESCRIPTION	PART NO. BLACK	WEIGHT EA.	NOTES
<b>8' High x 6' Panel Length</b>	444222	132.00	
<b>8' High x 8' Panel Length</b>	444322	181.00	
42" Wide Single Swing Gate	446192	88.00	
4' Wide Single Swing Gate	446242	101.00	
12' Wide Double Swing Gate	446292	302.00	
14' Wide Double Swing Gate	446342	352.00	
16' Wide Double Swing Gate	446392	402.00	
20' Wide Double Swing Gate	446442	503.00	
<b>10' High x 6' Panel Length</b>	444242	155.00	
<b>10' High x 8' Panel Length</b>	444342	215.00	
42" Wide Single Swing Gate	446202	105.00	
4' Wide Single Swing Gate	446252	120.00	
12' Wide Double Swing Gate	446302	360.00	
14' Wide Double Swing Gate	446352	420.00	
16' Wide Double Swing Gate	446402	480.00	



Panels supplied unassembled/components packaged • 1/8" diameter galvanized steel retaining rods • Grommets included

## Spear - 2 Rail Aluminum Cantilever Gates / Use for both 2 Rail and 3 Rail Spear styles


DESCRIPTION	PART NO. BLACK	WEIGHT EA.	NOTES
<b>5' High</b>			
10'-12' Wide Aluminum Cantilever Gate	447182	214.00	
14' Wide Aluminum Cantilever Gate	447232	246.00	
16' Wide Aluminum Cantilever Gate	447282	284.00	
18' Wide Aluminum Cantilever Gate	447332	316.00	
20' Wide Aluminum Cantilever Gate	447382	377.00	
22' Wide Aluminum Cantilever Gate	447432	400.00	
24' Wide Aluminum Cantilever Gate	447482	440.00	
<b>6' High</b>			
10'-12' Wide Aluminum Cantilever Gate	447192	227.00	
14' Wide Aluminum Cantilever Gate	447242	260.00	
16' Wide Aluminum Cantilever Gate	447292	301.00	
18' Wide Aluminum Cantilever Gate	447342	334.00	
20' Wide Aluminum Cantilever Gate	447392	398.00	
22' Wide Aluminum Cantilever Gate	447442	423.00	
24' Wide Aluminum Cantilever Gate	447492	464.00	

Track is included.

Hardware kits sold separately.

Hanger Posts (2) and Latch Post (1) must be 4" SQ (sold separately).

Assembly required.



Panels supplied unassembled/components packaged • 1/8" diameter galvanized steel retaining rods • Grommets included

6' and 8' Length Panels Available • 1" SQ 14 ga Pickets • 1-3/4" 14 ga SQ ForeRunner™ Rails

## Spear - 2 Rail Aluminum Cantilever Gates / Use for both 2 Rail and 3 Rail Spear styles


DESCRIPTION	PART NO. BLACK	WEIGHT EA.	NOTES
<b>7' High</b>			
10'-12' Wide Aluminum Cantilever Gate	447202	240.00	
14' Wide Aluminum Cantilever Gate	447252	274.00	
16' Wide Aluminum Cantilever Gate	447302	318.00	
18' Wide Aluminum Cantilever Gate	447352	352.00	
20' Wide Aluminum Cantilever Gate	447402	419.00	
22' Wide Aluminum Cantilever Gate	447452	446.00	
24' Wide Aluminum Cantilever Gate	447502	488.00	
<b>8' High</b>			
10'-12' Wide Aluminum Cantilever Gate	447212	253.00	
14' Wide Aluminum Cantilever Gate	447262	288.00	
16' Wide Aluminum Cantilever Gate	447312	335.00	
18' Wide Aluminum Cantilever Gate	447362	370.00	
20' Wide Aluminum Cantilever Gate	447412	440.00	
22' Wide Aluminum Cantilever Gate	447462	469.00	
24' Wide Aluminum Cantilever Gate	447512	512.00	

Track is included.

Hardware kits sold separately.

Hanger Posts (2) and Latch Post (1) must be 4" SQ (sold separately).

Assembly required.



Panels supplied unassembled/components packaged • 1/8" diameter galvanized steel retaining rods • Grommets included



## Universal - 2 Rail Picket Bottom

### 6' Panel Length:

Biasable to 18"

Contains 13 pickets, 2 rails, 2 retaining rods, 26 rubber grommets

Post spacing for 2-1/2" SQ posts = 71-1/2" O.C. ± 1/2"

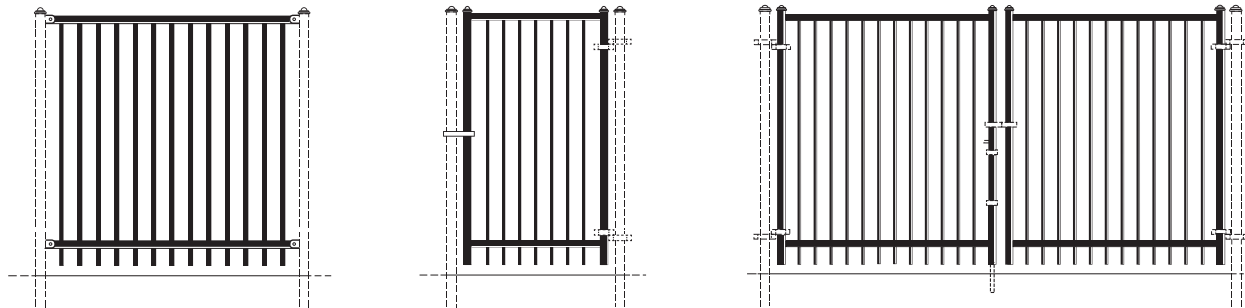
### 8' Panel Length:

Biasable to 24"

Contains 18 pickets, 2 rails, 2 retaining rods, 36 rubber grommets

Post spacing for 2-1/2" SQ posts = 96" O.C. ± 1/2"

DESCRIPTION	PART NO. BLACK	WEIGHT EA.	NOTES
<b>5' High x 6' Panel Length</b>	443782	86.00	
<b>5' High x 8' Panel Length</b>	443832	116.00	
42" Wide Single Swing Gate	445262	57.00	
4' Wide Single Swing Gate	445312	62.00	
12' Wide Double Swing Gate	445362	188.00	
14' Wide Double Swing Gate	445412	228.00	
16' Wide Double Swing Gate	445462	261.00	
20' Wide Double Swing Gate	445512	326.00	
<b>6' High x 6' Panel Length</b>	443792	97.00	
<b>6' High x 8' Panel Length</b>	443842	133.00	
42" Wide Single Swing Gate	445272	66.00	
4' Wide Single Swing Gate	445322	72.00	
12' Wide Double Swing Gate	445372	217.00	
14' Wide Double Swing Gate	445422	264.00	
16' Wide Double Swing Gate	445472	302.00	
20' Wide Double Swing Gate	445522	377.00	
<b>7' High x 6' Panel Length</b>	443802	109.00	
<b>7' High x 8' Panel Length</b>	443852	148.00	
42" Wide Single Swing Gate	445282	74.00	
4' Wide Single Swing Gate	445332	82.00	
12' Wide Double Swing Gate	445382	246.00	
14' Wide Double Swing Gate	445432	296.00	
16' Wide Double Swing Gate	445482	338.00	
20' Wide Double Swing Gate	445532	423.00	



Panels supplied unassembled/components packaged • 1/8" diameter galvanized steel retaining rods • Grommets included

6' and 8' Length Panels Available • 1" SQ 14 ga Pickets • 1-3/4" 14 ga SQ ForeRunner™ Rails

## Universal - 2 Rail Picket Bottom

### 6' Panel Length:

Biasable to 18"

Contains 13 pickets, 2 rails, 2 retaining rods, 26 rubber grommets

Post spacing for 2-1/2" SQ posts = 71-1/2" O.C. ± 1/2"

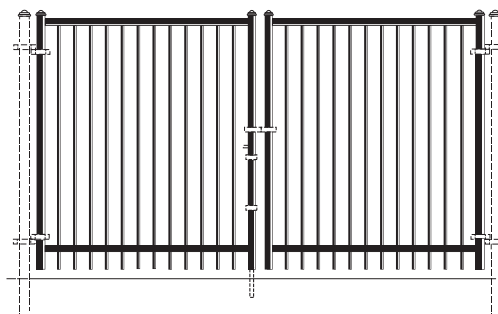
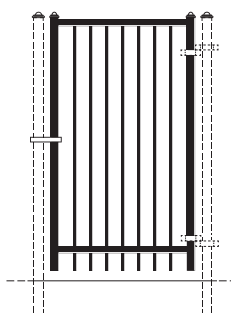
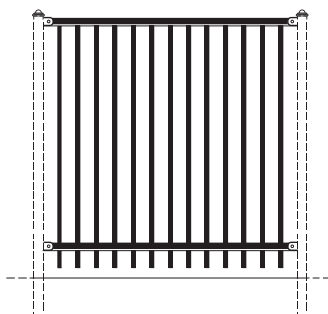
### 8' Panel Length:

Biasable to 24"

Contains 18 pickets, 2 rails, 2 retaining rods, 36 rubber grommets

Post spacing for 2-1/2" SQ posts = 96" O.C. ± 1/2"

DESCRIPTION	PART NO. BLACK	WEIGHT EA.	NOTES
<b>8' High x 6' Panel Length</b>	443812	120.00	
<b>8' High x 8' Panel Length</b>	443862	165.00	
42" Wide Single Swing Gate	445292	83.00	
4' Wide Single Swing Gate	445342	93.00	
12' Wide Double Swing Gate	445392	275.00	
14' Wide Double Swing Gate	445442	332.00	
16' Wide Double Swing Gate	445492	379.00	
20' Wide Double Swing Gate	445542	474.00	
<b>10' High x 8' Panel Length</b>	443872	172.50	
42" Wide Single Swing Gate	445302	100.00	
50" Wide Single Swing Gate	445352	114.00	
12' Wide Double Swing Gate	445402	332.00	
14' Wide Double Swing Gate	445452	400.00	
16' Wide Double Swing Gate	445502	457.00	



Panels supplied unassembled/components packaged • 1/8" diameter galvanized steel retaining rods • Grommets included

## Universal - 3 Rail Picket Bottom

### 6' Panel Length:

Biasable to 18"

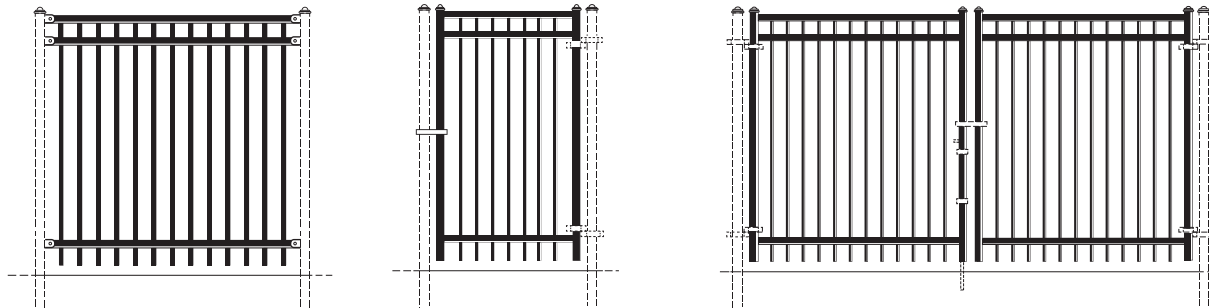
Contains 13 pickets, 3 rails, 3 retaining rods, 39 rubber grommets  
Post spacing for 2-1/2" SQ posts = 71-1/2" O.C. ± 1/2"

### 8' Panel Length:

Biasable to 24"

Contains 18 pickets, 3 rails, 3 retaining rods, 54 rubber grommets  
Post spacing for 2-1/2" SQ posts = 96" O.C. ± 1/2"

DESCRIPTION	PART NO. BLACK	WEIGHT EA.	NOTES
<b>5' High x 6' Panel Length</b>	443882	98.00	
<b>5' High x 8' Panel Length</b>	443932	133.00	
42" Wide Single Swing Gate	445562	62.00	
4' Wide Single Swing Gate	445612	71.00	
12' Wide Double Swing Gate	445662	213.00	
14' Wide Double Swing Gate	445712	248.00	
16' Wide Double Swing Gate	445762	283.00	
20' Wide Double Swing Gate	445812	354.00	
<b>6' High x 6' Panel Length</b>	443892	109.00	
<b>6' High x 8' Panel Length</b>	443942	149.00	
42" Wide Single Swing Gate	445572	71.00	
4' Wide Single Swing Gate	445622	81.00	
12' Wide Double Swing Gate	445672	243.00	
14' Wide Double Swing Gate	445722	284.00	
16' Wide Double Swing Gate	445772	325.00	
20' Wide Double Swing Gate	445822	406.00	
<b>7' High x 6' Panel Length</b>	443902	121.00	
<b>7' High x 8' Panel Length</b>	443952	166.00	
42" Wide Single Swing Gate	445582	79.00	
4' Wide Single Swing Gate	445632	90.00	
12' Wide Double Swing Gate	445682	271.00	
14' Wide Double Swing Gate	445732	316.00	
16' Wide Double Swing Gate	445782	361.00	
20' Wide Double Swing Gate	445832	451.00	



Panels supplied unassembled/components packaged • 1/8" diameter galvanized steel retaining rods • Grommets included

**6' and 8' Length Panels Available • 1" SQ 14 ga Pickets • 1-3/4" 14 ga SQ ForeRunner™ Rails**

## Universal - 3 Rail Picket Bottom

### 6' Panel Length:

Biasable to 18"

Contains 13 pickets, 3 rails, 3 retaining rods, 39 rubber grommets

Post spacing for 2-1/2" SQ posts = 71-1/2" O.C. ± 1/2"

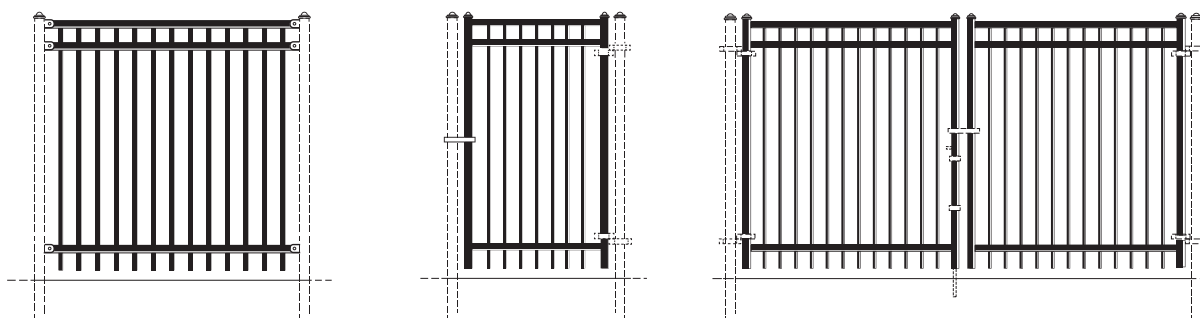
### 8' Panel Length:

Biasable to 24"

Contains 18 pickets, 3 rails, 3 retaining rods, 54 rubber grommets

Post spacing for 2-1/2" SQ posts = 96" O.C. ± 1/2"

DESCRIPTION	PART NO. BLACK	WEIGHT EA.	NOTES
<b>8' High x 6' Panel Length</b>	443912	133.00	
<b>8' High x 8' Panel Length</b>	443962	181.00	
42" Wide Single Swing Gate	445592	88.00	
4' Wide Single Swing Gate	445642	101.00	
12' Wide Double Swing Gate	445692	302.00	
14' Wide Double Swing Gate	445742	352.00	
16' Wide Double Swing Gate	445792	402.00	
20' Wide Double Swing Gate	445842	503.00	
<b>10' High x 6' Panel Length</b>	443922	156.00	
<b>10' High x 8' Panel Length</b>	443972	216.00	
42" Wide Single Swing Gate	445602	105.00	
4' Wide Single Swing Gate	445652	120.00	
12' Wide Double Swing Gate	445702	360.00	
14' Wide Double Swing Gate	445752	420.00	
16' Wide Double Swing Gate	445802	480.00	
20' Wide Double Swing Gate	445852	600.00	



Panels supplied unassembled/components packaged • 1/8" diameter galvanized steel retaining rods • Grommets included

## Universal - 2 Rail Aluminum Cantilever Gates / Use for both 2 Rail and 3 Rail Universal styles


DESCRIPTION	PART NO. BLACK	WEIGHT EA.	NOTES
<b>5' High</b>			
10'-12' Wide Aluminum Cantilever Gate	446832	214.00	
14' Wide Aluminum Cantilever Gate	446882	246.00	
16' Wide Aluminum Cantilever Gate	446932	284.00	
18' Wide Aluminum Cantilever Gate	446982	316.00	
20' Wide Aluminum Cantilever Gate	447032	377.00	
22' Wide Aluminum Cantilever Gate	447082	400.00	
24' Wide Aluminum Cantilever Gate	447132	440.00	
<b>6' High</b>			
10'-12' Wide Aluminum Cantilever Gate	446892	227.00	
14' Wide Aluminum Cantilever Gate	446892	260.00	
16' Wide Aluminum Cantilever Gate	446942	301.00	
18' Wide Aluminum Cantilever Gate	446992	334.00	
20' Wide Aluminum Cantilever Gate	447042	398.00	
22' Wide Aluminum Cantilever Gate	447092	423.00	
24' Wide Aluminum Cantilever Gate	447142	464.00	

Track is included.

Hardware kits sold separately.

Hanger Posts (2) and Latch Post (1) must be 4" SQ (sold separately).

Assembly required.



Panels supplied unassembled/components packaged • 1/8" diameter galvanized steel retaining rods • Grommets included

6' and 8' Length Panels Available • 1" SQ 14 ga Pickets • 1-3/4" 14 ga SQ ForeRunner™ Rails

## Universal - 2 Rail Aluminum Cantilever Gates / Use for both 2 Rail and 3 Rail Universal styles

DESCRIPTION	PART NO. BLACK	WEIGHT EA.	NOTES
<b>7' High</b>			
10'-12' Wide Aluminum Cantilever Gate	446852	240.00	
14' Wide Aluminum Cantilever Gate	446902	274.00	
16' Wide Aluminum Cantilever Gate	446952	318.00	
18' Wide Aluminum Cantilever Gate	447002	352.00	
20' Wide Aluminum Cantilever Gate	447052	419.00	
22' Wide Aluminum Cantilever Gate	447102	446.00	
24' Wide Aluminum Cantilever Gate	447152	488.00	

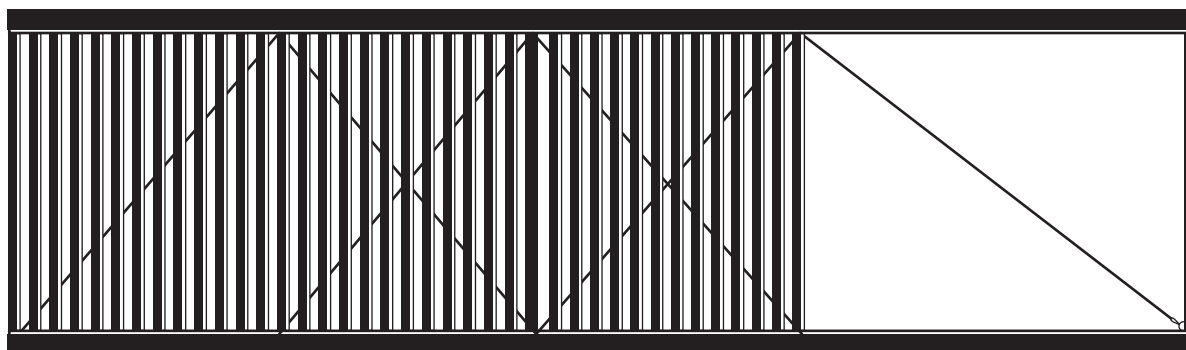
<b>8' High</b>			
10'-12' Wide Aluminum Cantilever Gate	446862	253.00	
14' Wide Aluminum Cantilever Gate	446912	288.00	
16' Wide Aluminum Cantilever Gate	446962	335.00	
18' Wide Aluminum Cantilever Gate	447012	370.00	
20' Wide Aluminum Cantilever Gate	447062	440.00	
22' Wide Aluminum Cantilever Gate	447112	469.00	
24' Wide Aluminum Cantilever Gate	447162	512.00	

Track is included.

Hardware kits sold separately.

Hanger Posts (2) and Latch Post (1) must be 4" SQ (sold separately).

Assembly required.




Panels supplied unassembled/components packaged • 1/8" diameter galvanized steel retaining rods • Grommets included

6' and 8' Length Panels Available • 1" SQ 14 ga Pickets • 1-3/4" SQ 14 ga ForeRunner™ Rails

## 2-1/2" SQ Posts 12 gauge / Pressed Steel Post Cap included

DESCRIPTION	PART NO. BLACK	WEIGHT EA.	NOTES
5' Post	452552	16.00	
6' Post	451382	18.00	
7' Post	445052	21.00	
8' Post	445062	24.00	
9' Post	445072	27.00	
10' Post	445082	30.00	
11' Post	445092	33.00	
12' Post	445102	36.00	
13' Post	445112	40.00	

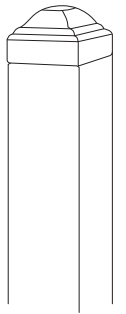


## 2-1/2" SQ Plated Posts 12 gauge / 5" SQ x 1/4" Plate • Pressed Steel Post Cap included

DESCRIPTION	PART NO. BLACK	WEIGHT EA.	NOTES
5' Plated Post	983292	17.00	
6' Plated Post	983322	19.00	
8' Plated Post	983262	28.00	

## 3" SQ Posts 12 gauge / Pressed Steel Post Cap included

DESCRIPTION	PART NO. BLACK	WEIGHT EA.	NOTES
6' Post	983312	24.00	
7' Post	445122	26.00	
8' Post	445132	29.00	
9' Post	445142	33.00	
10' Post	445152	36.00	
11' Post	445162	40.00	
12' Post	445172	44.00	
13' Post	445182	47.00	



## 3" SQ Posts 12 gauge / 6" SQ x 1/4" Plate • Pressed Steel Post Cap included

DESCRIPTION	PART NO. BLACK	WEIGHT EA.	NOTES
5' Plated Post	575W00	24.00	
6' Plated Post	788L00	30.00	
7' Plated Post	989472	34.00	
8' Plated Post	983272	39.00	

Panels supplied unassembled/components packaged • 1/8" diameter galvanized steel retaining rods • Grommets included

6' and 8' Length Panels Available • 1" SQ 14 ga Pickets • 1-3/4" 14 ga SQ ForeRunner™ Rails

## 4" SQ Posts 11 gauge / Pressed Steel Post Cap included

DESCRIPTION	PART NO. BLACK	WEIGHT EA.	NOTES
7' Post	445192	47.00	
8' Post	445202	54.00	
9' Post	445212	61.00	
10' Post	445222	67.00	
11' Post	445232	74.00	
12' Post	445242	81.00	
13' Post	445252	87.00	



## 4" SQ Plated Posts 11 gauge / 8" SQ x 3/8" Plate / Pressed Steel Post Cap included

DESCRIPTION	PART NO. BLACK	WEIGHT EA.	NOTES
6' Plated Post	677J00	50.00	

## 6" SQ Posts 3/16" Wall Thickness / Pressed Steel Post Cap included

DESCRIPTION	PART NO. BLACK	WEIGHT EA.	NOTES
8' Post	451392	116.00	
9' Post	451402	171.00	
10' Post	451412	190.00	
11' Post	906472	210.00	
12' Post	989092	229.00	
14' Post	166G00	267.00	

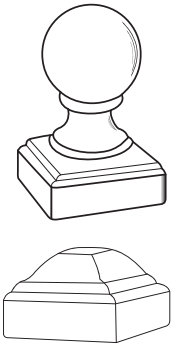


Panels supplied unassembled/components packaged • 1/8" diameter galvanized steel retaining rods • Grommets included



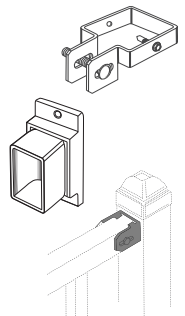
## Post Caps

DESCRIPTION	PART NO. BLACK	WEIGHT EA.	NOTES
2-1/2" SQ Flat Post Cap	447802	0.22	
2-1/2" SQ Ball Post Cap	451522	1.50	
3" SQ Flat Post Cap	447812	0.30	
3" SQ Ball Post Cap	451532	4.00	
4" SQ Flat Post Cap	447822	0.40	
4" SQ Ball Post Cap	451542	4.50	
6" SQ Flat Post Post Cap	451512	0.75	



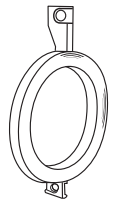
## Hardware

DESCRIPTION	PART NO. BLACK	WEIGHT BG.	NOTES
2-1/2" Universal Bracket (2 per bag)	012450	0.92	
3" Universal Bracket (2 per bag)	012451	1.06	
Swivel Bracket (2 per bag)	012452	2.00	
Flat Back Bracket (2 per bag)	012449	0.84	



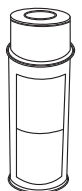
## Accessories

DESCRIPTION	PART NO. BLACK	WEIGHT EA.	NOTES
Rings for Panels - 18 per box (Need 18 for 8' panel)	907392	1.00	



## Touchup

DESCRIPTION	PART NO.	WEIGHT EA.	NOTES
Touch Up Paint - Black	447992	1.08	
Cold Galvanize Aerosol - Dull gray	012321	1.25	
Zinc Brite Aerosol - Bright silver	036412	1.00	



Panels supplied unassembled/components packaged • 1/8" diameter galvanized steel retaining rods • Grommets included

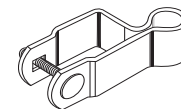
6' and 8' Length Panels Available • 1" SQ 14 ga Pickets • 1-3/4" 14 ga SQ ForeRunner™ Rails

## Gate Hardware

DESCRIPTION	PART NO. BLACK	BOX QTY.	WEIGHT EA.	NOTES
-------------	-------------------	-------------	---------------	-------

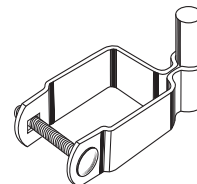
### Frame Hinge / Stainless steel fasteners included

Frame Hinge for 1-3/4" Frame (2 per bag)	447852	100	0.66	
--	--------	-----	------	--



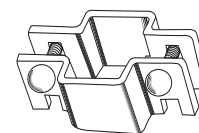
### Post Hinges / Stainless steel fasteners included

2-1/2" SQ Post Hinge with 5/8" Pin	447832	50	1.06	
3" SQ Post Hinge with 5/8" Pin	447842	50	1.14	



### Latch Hanger / Stainless steel fasteners included

Fork Latch Hanger for 1-3/4" Frame	447862	100	0.60	
------------------------------------	--------	-----	------	--



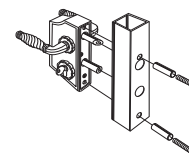
### Latch Forks

Fork Latch for 1-3/4" Frame	447872	100	0.40	
Fork Latch for 2-1/2" SQ post	447882	50	0.60	
Fork Latch for 3" SQ post	447892	50	0.60	



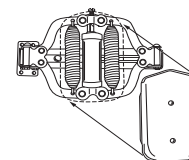
### Security Latch

Keyed for 1" to 1-1/4" Frame	451632	—	4.00	
Keyed for 1-3/4" to 2" Frame	451622	—	4.00	



### Gate Closer

Kant-Slam Hydraulic Gate Closer	018622	6	6.00	
---------------------------------	--------	---	------	--



### Drop Rod

5/8" x 48" Drop Rod	444162	1	4.00	
---------------------	--------	---	------	--



### Gate Upright Post Cap

1-3/4" SQ Flat Post Cap	447792	100	0.17	
-------------------------	--------	-----	------	--



Panels supplied unassembled/components packaged • 1/8" diameter galvanized steel retaining rods • Grommets included

6' and 8' Length Panels Available • 1" SQ 14 ga Pickets • 1-3/4" SQ 14 ga ForeRunner™ Rails

## Gate Hardware Kits with Box Hinges

DESCRIPTION	PART NO. BLACK	WEIGHT EA.	NOTES
Single Swing Hardware Kit for 2-1/2" SQ Post	108896	5.00	
Single Swing Hardware Kit for 3" SQ Post	108812	9.00	
Includes 2 Box Hinges, 1 Fork Latch, 1 Fork Latch Hanger			
Double Swing Hardware Kit	108822	23.00	
Includes 4 Box Hinges, 1 Fork Latch, 1 Fork Latch Hanger, 1 Frame Hinge, 1 Drop Rod			



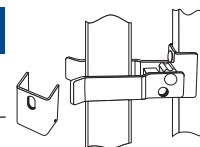
## Single Swing Hinge Kits with Strong Arm Latch

DESCRIPTION	PART NO. BLACK	WEIGHT EA.	NOTES
Commercial Hinge Kit for 3" SQ Post	292A00	8.00	
Commercial Hinge Kit for 4" SQ Post	000A03	15.00	
For gates up to 240 lbs.			
Industrial Hinge Kit for 3" SQ Post	306G00	22.00	
Industrial Hinge Kit for 4" SQ Post	873A00	24.00	
For gates up to 3000 lbs.			



## Strong Arm Latches

DESCRIPTION	PART NO. BLACK	WEIGHT EA.	NOTES
2-1/2" SQ Post - Single Swing	108852	7.00	
3" SQ Post - Single Swing	108862	7.00	
4" SQ Post - Single Swing	108872	7.00	
6" SQ Post - Single Swing	420D00	7.00	
For 2" SQ Gate Frame- Double Swing	120E00	9.00	



## Cantilever Gate Hardware

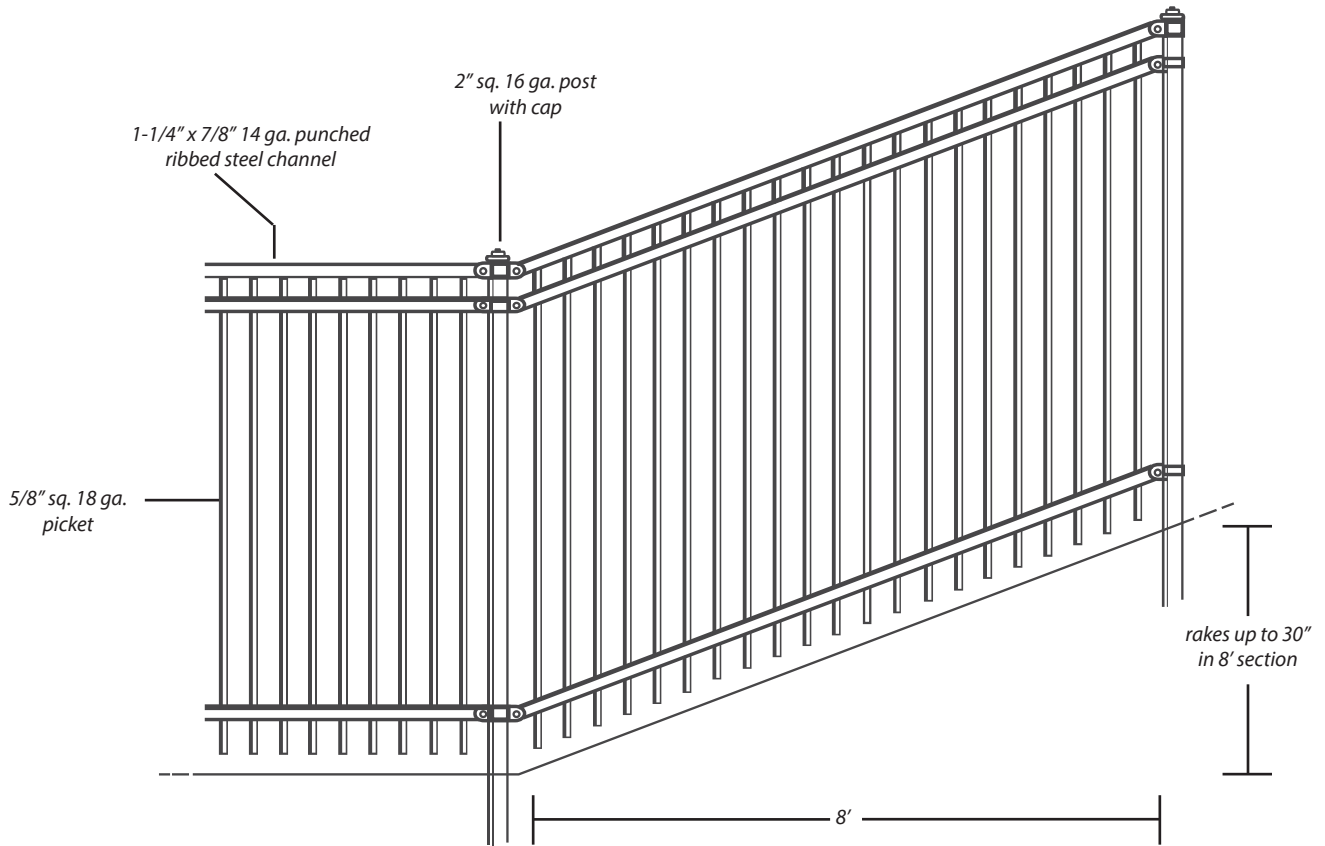
DESCRIPTION	PART NO. BLACK	WEIGHT EA.	NOTES
Latch	733K00	5.00	
Includes fasteners			
4" SQ Post Aluminum Cantilever Gate Kit	012P00	80.00	
6" SQ Post Aluminum Cantilever Gate Kit	000V47	90.00	



Panels supplied unassembled/components packaged • 1/8" diameter galvanized steel retaining rods • Grommets included

## NOTES

Panels supplied unassembled/components packaged • 1/8" diameter galvanized steel retaining rods • Grommets included



## Style, Beauty & Protection in Residential Steel Fencing

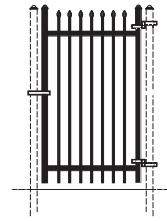
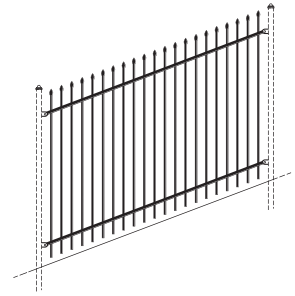
### Product Features

- Pro-Fusion welding process creates a virtually invisible structural connection at every picket-to-rail connection
- E-Coat finishing process delivers maintenance-free ownership for a lifetime
- Biasability (up to 30 inches over 8 feet) to follow the contour of the landscape
- Available in both 4" air gap traditional fencing and 3" air gap Pool, Pet, and Play fencing for added strength and security
- Wide selection of styles to complement any residential property
- Pre-assembled sections for quick and easy installation
- Gates are welded rail and picket for added strength and durability
- Full line of accessories available
- Made in USA
- Lifetime Limited Warranty

**8' Length ATF Panels • 5/8" SQ x 18 ga Pickets • 15/16" W x 1-1/4" H x 14 ga Rails**

## Classic - 2 Rail Picket Bottom, 4" Air Gap

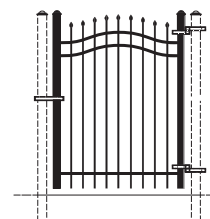
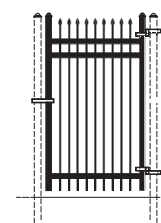
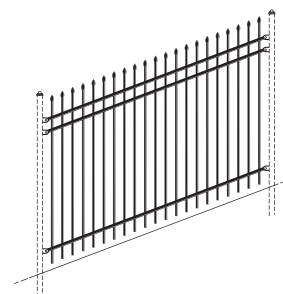
DESCRIPTION	PART NO. BLACK	PART NO. BRONZE	WEIGHT EA.	NOTES
<b>4' High ATF Panel</b>	890122	890128	36.00	
42" Wide Straight Gate	891322	891328	23.00	
4' Wide Straight Gate	891332	891338	25.00	
5' Wide Straight Gate	891342	891348	30.00	
6' Wide Straight Gate	891352	891358	35.00	
7' Wide Straight Gate	891362	891368	39.00	
8' Wide Straight Gate	891372	891378	46.00	
<b>5' High ATF Panel</b>	890132	890138	43.00	
42" Wide Straight Gate	891382	891388	28.00	
4' Wide Straight Gate	891392	891398	30.00	
5' Wide Straight Gate	891402	891408	36.00	
6' Wide Straight Gate	891412	891418	42.00	
7' Wide Straight Gate	891422	891428	46.00	
8' Wide Straight Gate	891432	891438	55.00	



ATF Panels are 94" actual length • All gates listed are single swing and welded with 1-1/4" x 16 ga Gate Ends and Caps • Hinges sold separately

### Classic - 3 Rail Picket Bottom, 4" Air Gap

DESCRIPTION	PART NO. BLACK	PART NO. BRONZE	WEIGHT EA.	NOTES
<b>4' High ATF Panel</b>	890182	890188	42.00	
42" Wide Straight Gate	891682	891688	25.00	
4' Wide Straight Gate	891692	891698	28.00	
5' Wide Straight Gate	891702	891708	32.00	
6' Wide Straight Gate	891712	891718	40.00	
7' Wide Straight Gate	891722	891728	44.00	
8' Wide Straight Gate	891732	891738	52.00	
42" Wide Arch Gate	237I00	—	28.00	
4' Wide Arch Gate	619F00	—	44.00	
5' Wide Arch Gate	903382	—	38.00	
6' Wide Arch Gate	236I00	—	45.00	
<b>5' High ATF Panel</b>	890192	890198	49.00	
42" Wide Straight Gate	891742	891748	30.00	
4' Wide Straight Gate	891752	891758	33.00	
5' Wide Straight Gate	891762	891768	38.00	
6' Wide Straight Gate	891772	891778	47.00	
7' Wide Straight Gate	891782	891788	51.00	
8' Wide Straight Gate	891792	891798	61.00	
42" Wide Arch Gate	012545	—	33.00	
4' Wide Arch Gate	903392	—	38.00	
5' Wide Arch Gate	903412	—	44.00	
6' Wide Arch Gate	012546	—	52.00	
<b>6' High ATF Panel</b>	890202	890208	55.00	
42" Wide Straight Gate	891802	891808	35.00	
4' Wide Straight Gate	891812	891818	38.00	
5' Wide Straight Gate	891822	891828	44.00	
6' Wide Straight Gate	891832	891838	54.00	
7' Wide Straight Gate	891842	891848	59.00	
8' Wide Straight Gate	891852	891858	70.00	
42" Wide Arch Gate	454I00	—	38.00	
4' Wide Arch Gate	345P00	—	38.00	
5' Wide Arch Gate	701F00	—	51.00	
6' Wide Arch Gate	012547	—	59.00	

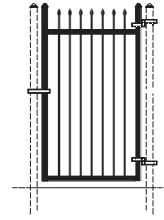
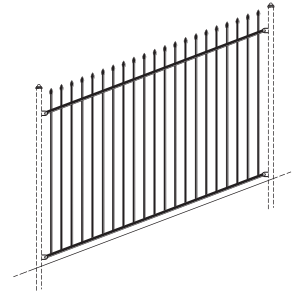


ATF Panels are 94" actual length • All gates listed are single swing and welded with 1-1/4" x 16 ga Gate Ends and Caps • Hinges sold separately

**8' Length ATF Panels • 5/8" SQ x 18 ga Pickets • 15/16" W x 1-1/4" H x 14 ga Rails**

## Classic - 2 Rail Flush Bottom, 4" Air Gap

DESCRIPTION	PART NO. BLACK	PART NO. BRONZE	WEIGHT EA.	NOTES
<b>4' High ATF Panel</b>	890152	890158	36.00	
42" Wide Straight Gate	891502	891508	23.00	
4' Wide Straight Gate	891512	891518	25.00	
5' Wide Straight Gate	891522	891528	30.00	
6' Wide Straight Gate	891532	891538	35.00	
7' Wide Straight Gate	891542	891548	39.00	
8' Wide Straight Gate	891552	891558	46.00	
<b>5' High ATF Panel</b>	890162	890168	43.00	
42" Wide Straight Gate	891562	891568	28.00	
4' Wide Straight Gate	891572	891578	30.00	
5' Wide Straight Gate	891582	891588	36.00	
6' Wide Straight Gate	891592	891598	42.00	
7' Wide Straight Gate	891602	891608	46.00	
8' Wide Straight Gate	891612	891618	55.00	

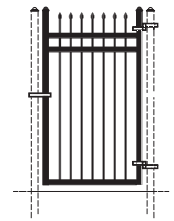
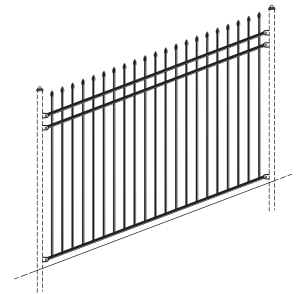


ATF Panels are 94" actual length • All gates listed are single swing and welded with 1-1/4" x 16 ga Gate Ends and Caps • Hinges sold separately



### Classic - 3 Rail Flush Bottom, 4" Air Gap

DESCRIPTION	PART NO. BLACK	PART NO. BRONZE	WEIGHT EA.	NOTES
<b>4' High ATF Panel</b>	890212	890218	42.00	
42" Wide Straight Gate	891862	891868	25.00	
4' Wide Straight Gate	891872	891878	28.00	
5' Wide Straight Gate	891882	891888	32.00	
6' Wide Straight Gate	891892	891898	40.00	
7' Wide Straight Gate	891902	891908	44.00	
8' Wide Straight Gate	891912	891918	52.00	
<b>5' High ATF Panel</b>	890222	890228	49.00	
42" Wide Straight Gate	891922	891928	30.00	
4' Wide Straight Gate	891932	891938	33.00	
5' Wide Straight Gate	891942	891948	38.00	
6' Wide Straight Gate	891952	891958	47.00	
7' Wide Straight Gate	891962	891968	51.00	
8' Wide Straight Gate	891972	891978	61.00	
<b>6' High ATF Panel</b>	890232	890238	55.00	
42" Wide Straight Gate	891982	891988	35.00	
4' Wide Straight Gate	891992	891998	38.00	
5' Wide Straight Gate	892002	892008	44.00	
6' Wide Straight Gate	892012	892018	54.00	
7' Wide Straight Gate	892022	892028	59.00	
8' Wide Straight Gate	892032	892038	70.00	

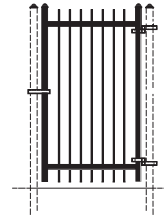
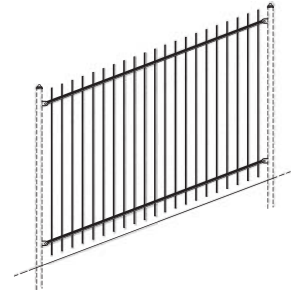


ATF Panels are 94" actual length • All gates listed are single swing and welded with 1-1/4" x 16 ga Gate Ends and Caps • Hinges sold separately

**8' Length ATF Panels • 5/8" SQ x 18 ga Pickets • 15/16" W x 1-1/4" H x 14 ga Rails**

## Genesis - 2 Rail Picket Bottom, 4" Air Gap

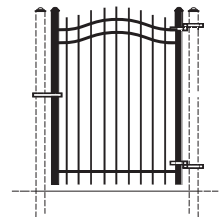
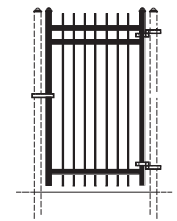
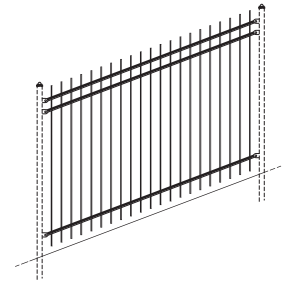
DESCRIPTION	PART NO. BLACK	PART NO. BRONZE	WEIGHT EA.	NOTES
<b>4' High ATF Panel</b>	890482	890488	36.00	
42" Wide Straight Gate	892762	892768	23.00	
4' Wide Straight Gate	892772	892778	25.00	
5' Wide Straight Gate	892782	892788	30.00	
6' Wide Straight Gate	892792	892798	35.00	
7' Wide Straight Gate	892802	892808	39.00	
8' Wide Straight Gate	892812	892818	46.00	
<b>5' High ATF Panel</b>	890492	890498	43.00	
42" Wide Straight Gate	892822	892828	28.00	
4' Wide Straight Gate	892832	892838	30.00	
5' Wide Straight Gate	892842	892848	36.00	
6' Wide Straight Gate	892852	892858	42.00	
7' Wide Straight Gate	892862	892868	46.00	
8' Wide Straight Gate	892872	892878	55.00	



ATF Panels are 94" actual length • All gates listed are single swing and welded with 1-1/4" x 16 ga Gate Ends and Caps • Hinges sold separately

### Genesis - 3 Rail Picket Bottom, 4" Air Gap

DESCRIPTION	PART NO. BLACK	PART NO. BRONZE	WEIGHT EA.	NOTES
<b>4' High ATF Panel</b>	890542	890548	42.00	
42" Wide Straight Gate	893122	893128	25.00	
4' Wide Straight Gate	893132	893138	28.00	
5' Wide Straight Gate	893142	893148	32.00	
6' Wide Straight Gate	893152	893158	40.00	
7' Wide Straight Gate	893162	893168	44.00	
8' Wide Straight Gate	893172	893178	52.00	
42" Wide Arch Gate	012548	—	28.00	
4' Wide Arch Gate	238D00	—	32.00	
5' Wide Arch Gate	012549	—	40.00	
6' Wide Arch Gate	239D00	—	45.00	
<b>5' High ATF Panel</b>	890552	890558	49.00	
42" Wide Straight Gate	893182	893188	30.00	
4' Wide Straight Gate	893192	893198	33.00	
5' Wide Straight Gate	893202	893208	38.00	
6' Wide Straight Gate	893212	893218	47.00	
7' Wide Straight Gate	893222	893228	51.00	
8' Wide Straight Gate	893232	893238	61.00	
42" Wide Arch Gate	012550	589E00	33.00	
4' Wide Arch Gate	360H00	177T00	52.00	
5' Wide Arch Gate	253D00	—	44.00	
6' Wide Arch Gate	294K00	—	47.00	
<b>6' High ATF Panel</b>	890562	890568	55.00	
42" Wide Straight Gate	893242	893248	35.00	
4' Wide Straight Gate	893252	893258	38.00	
5' Wide Straight Gate	893262	893268	44.00	
6' Wide Straight Gate	893272	893278	54.00	
7' Wide Straight Gate	893282	893288	59.00	
8' Wide Straight Gate	893292	893298	70.00	
42" Wide Arch Gate	576G00	—	38.00	
4' Wide Arch Gate	621D00	—	41.00	
5' Wide Arch Gate	921W00	—	52.00	
6' Wide Arch Gate	575G00	—	61.00	

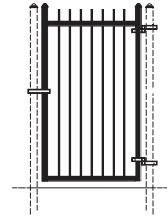
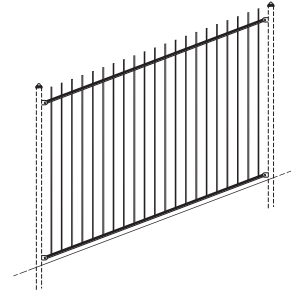


ATF Panels are 94" actual length • All gates listed are single swing and welded with 1-1/4" x 16 ga Gate Ends and Caps • Hinges sold separately

**8' Length ATF Panels • 5/8" SQ x 18 ga Pickets • 15/16" W x 1-1/4" H x 14 ga Rails**

## Genesis - 2 Rail Flush Bottom, 4" Air Gap

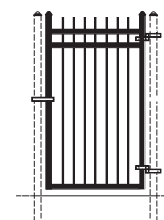
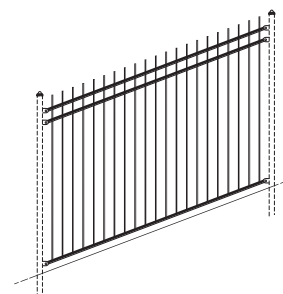
DESCRIPTION	PART NO. BLACK	PART NO. BRONZE	WEIGHT EA.	NOTES
<b>4' High ATF Panel</b>	890512	890518	36.00	
42" Wide Straight Gate	892942	892948	23.00	
4' Wide Straight Gate	892952	892958	25.00	
5' Wide Straight Gate	892962	892968	30.00	
6' Wide Straight Gate	892972	892978	35.00	
7' Wide Straight Gate	892982	892988	39.00	
8' Wide Straight Gate	892992	892998	46.00	
<b>5' High ATF Panel</b>	890522	890528	43.00	
42" Wide Straight Gate	893002	893008	28.00	
4' Wide Straight Gate	893012	893018	30.00	
5' Wide Straight Gate	893022	893028	36.00	
6' Wide Straight Gate	893032	893038	42.00	
7' Wide Straight Gate	893042	893048	46.00	
8' Wide Straight Gate	893052	893058	55.00	



ATF Panels are 94" actual length • All gates listed are single swing and welded with 1-1/4" x 16 ga Gate Ends and Caps • Hinges sold separately

### Genesis - 3 Rail Flush Bottom, 4" Air Gap

DESCRIPTION	PART NO. BLACK	PART NO. BRONZE	WEIGHT EA.	NOTES
<b>4' High ATF Panel</b>	890572	890578	42.00	
42" Wide Straight Gate	893302	893308	25.00	
4' Wide Straight Gate	893312	893318	28.00	
5' Wide Straight Gate	893322	893328	32.00	
6' Wide Straight Gate	893332	893338	40.00	
7' Wide Straight Gate	893342	893348	44.00	
8' Wide Straight Gate	893352	893358	52.00	
<b>5' High ATF Panel</b>	890582	890588	49.00	
42" Wide Straight Gate	893362	893368	30.00	
4' Wide Straight Gate	893372	893378	33.00	
5' Wide Straight Gate	893382	893388	38.00	
6' Wide Straight Gate	893392	893398	47.00	
7' Wide Straight Gate	893402	893408	51.00	
8' Wide Straight Gate	893412	893418	61.00	
<b>6' High ATF Panel</b>	890592	890598	55.00	
42" Wide Straight Gate	893422	893428	35.00	
4' Wide Straight Gate	893432	893438	38.00	
5' Wide Straight Gate	893442	893448	44.00	
6' Wide Straight Gate	893452	893458	54.00	
7' Wide Straight Gate	893462	893468	59.00	
8' Wide Straight Gate	893472	893478	70.00	

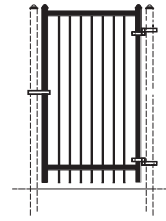
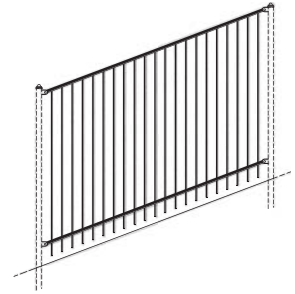


ATF Panels are 94" actual length • All gates listed are single swing and welded with 1-1/4" x 16 ga Gate Ends and Caps • Hinges sold separately

**8' Length ATF Panels • 5/8" SQ x 18 ga Pickets • 15/16" W x 1-1/4" H x 14 ga Rails**

## Majestic - 2 Rail Picket Bottom, 4" Air Gap

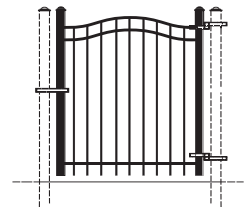
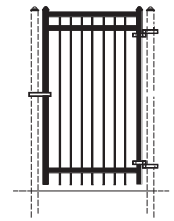
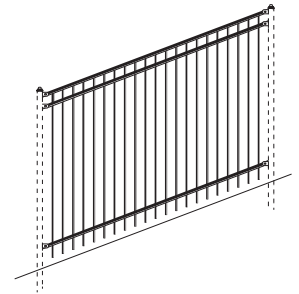
DESCRIPTION	PART NO. BLACK	PART NO. BRONZE	WEIGHT EA.	NOTES
<b>4' High ATF Panel</b>	890842	890848	36.00	
42" Wide Straight Gate	894202	894208	23.00	
4' Wide Straight Gate	894212	894218	25.00	
5' Wide Straight Gate	894222	894228	30.00	
6' Wide Straight Gate	894232	894238	35.00	
7' Wide Straight Gate	894242	894248	39.00	
8' Wide Straight Gate	894252	894258	46.00	
<b>5' High ATF Panel</b>	890852	890858	43.00	
42" Wide Straight Gate	894262	894268	28.00	
4' Wide Straight Gate	894272	894278	30.00	
5' Wide Straight Gate	894282	894288	36.00	
6' Wide Straight Gate	894292	894298	42.00	
7' Wide Straight Gate	894302	894308	46.00	
8' Wide Straight Gate	894312	894318	55.00	



ATF Panels are 94" actual length • All gates listed are single swing and welded with 1-1/4" x 16 ga Gate Ends and Caps • Hinges sold separately

### Majestic - 3 Rail Picket Bottom, 4" Air Gap

DESCRIPTION	PART NO. BLACK	PART NO. BRONZE	WEIGHT EA.	NOTES
<b>4' High ATF Panel</b>	890902	890908	42.00	
42" Wide Straight Gate	894562	894568	23.00	
4' Wide Straight Gate	894572	894578	25.00	
5' Wide Straight Gate	894582	894588	30.00	
6' Wide Straight Gate	894592	894598	35.00	
7' Wide Straight Gate	894602	894608	39.00	
8' Wide Straight Gate	894612	894618	46.00	
42" Wide Arch Gate	496D00	253W00	32.00	
4' Wide Arch Gate	903242	903248	32.00	
5' Wide Arch Gate	903262	—	36.00	
6' Wide Arch Gate	285W00	—	45.00	
<b>5' High ATF Panel</b>	890912	890918	49.00	
42" Wide Straight Gate	894622	894628	28.00	
4' Wide Straight Gate	894632	894638	30.00	
5' Wide Straight Gate	894642	894648	36.00	
6' Wide Straight Gate	894652	894658	42.00	
7' Wide Straight Gate	894662	894668	46.00	
8' Wide Straight Gate	894672	894678	55.00	
42" Wide Arch Gate	000N77	637D00	30.00	
4' Wide Arch Gate	963B00	815I00	36.00	
5' Wide Arch Gate	964B00	375X00	41.00	
6' Wide Arch Gate	256E00	—	51.00	
<b>6' High ATF Panel</b>	890922	890928	55.00	
42" Wide Straight Gate	894682	894688	32.00	
4' Wide Straight Gate	894692	894698	35.00	
5' Wide Straight Gate	894702	894708	42.00	
6' Wide Straight Gate	894712	894718	49.00	
7' Wide Straight Gate	894722	894728	54.00	
8' Wide Straight Gate	894732	894738	64.00	
42" Wide Arch Gate	782V00	—	38.00	
4' Wide Arch Gate	903272	—	35.00	
5' Wide Arch Gate	597S00	—	59.00	
6' Wide Arch Gate	279O00	—	59.00	

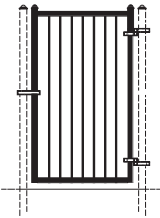
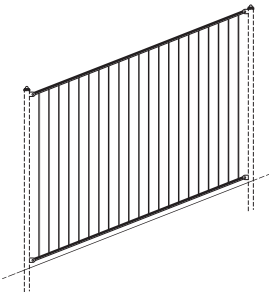


ATF Panels are 94" actual length • All gates listed are single swing and welded with 1-1/4" x 16 ga Gate Ends and Caps • Hinges sold separately

8' Length ATF Panels • 5/8" SQ x 18 ga Pickets • 15/16" W x 1-1/4" H x 14 ga Rails

Majestic - 2 Rail Flush Bottom, 4" Air Gap

DESCRIPTION	PART NO. BLACK	PART NO. BRONZE	WEIGHT EA.	NOTES
4' High ATF Panel	890872	890878	36.00	
42" Wide Straight Gate	894382	894388	23.00	
4' Wide Straight Gate	894392	894398	25.00	
5' Wide Straight Gate	894402	894408	30.00	
6' Wide Straight Gate	894412	894418	35.00	
7' Wide Straight Gate	894422	894428	39.00	
8' Wide Straight Gate	894432	894438	46.00	

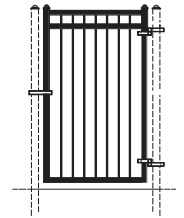
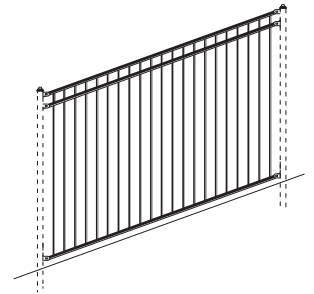


ATF Panels are 94" actual length • All gates listed are single swing and welded with 1-1/4" x 16 ga Gate Ends and Caps • Hinges sold separately



### Majestic - 3 Rail Flush Bottom, 4" Air Gap

DESCRIPTION	PART NO. BLACK	PART NO. BRONZE	WEIGHT EA.	NOTES
<b>4' High ATF Panel</b>	890932	890938	42.00	
42" Wide Straight Gate	894742	894748	25.00	
4' Wide Straight Gate	894752	894758	28.00	
5' Wide Straight Gate	894762	894768	32.00	
6' Wide Straight Gate	894772	894778	40.00	
7' Wide Straight Gate	894782	894788	44.00	
8' Wide Straight Gate	894792	894798	52.00	
<b>54" High ATF Panel</b>	902382	902388	48.00	
42" Wide Straight Gate	902402	902408	28.00	
4' Wide Straight Gate	902412	902418	31.00	
5' Wide Straight Gate	902422	902428	35.00	
6' Wide Straight Gate	902432	902438	44.00	
7' Wide Straight Gate	902442	902448	48.00	
8' Wide Straight Gate	902452	902458	57.00	
<b>5' High ATF Panel</b>	890942	890948	49.00	
42" Wide Straight Gate	894802	894808	30.00	
4' Wide Straight Gate	894812	894818	33.00	
5' Wide Straight Gate	894822	894828	38.00	
6' Wide Straight Gate	894832	894838	47.00	
7' Wide Straight Gate	894842	894848	51.00	
8' Wide Straight Gate	894852	894858	61.00	
<b>6' High ATF Panel</b>	890952	890958	55.00	
42" Wide Straight Gate	894862	894868	35.00	
4' Wide Straight Gate	894872	894878	38.00	
5' Wide Straight Gate	894882	894888	44.00	
6' Wide Straight Gate	894892	894898	54.00	
7' Wide Straight Gate	894902	894908	59.00	
8' Wide Straight Gate	894912	894918	70.00	

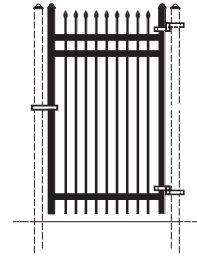
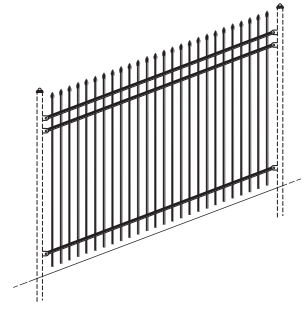


ATF Panels are 94" actual length • All gates listed are single swing and welded with 1-1/4" x 16 ga Gate Ends and Caps • Hinges sold separately

**8' Length ATF Panels • 5/8" SQ x 18 ga Pickets • 15/16" W x 1-1/4" H x 14 ga Rails**

## Classic - 3 Rail Picket Bottom, 3" Air Gap

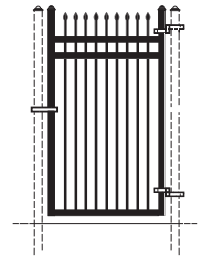
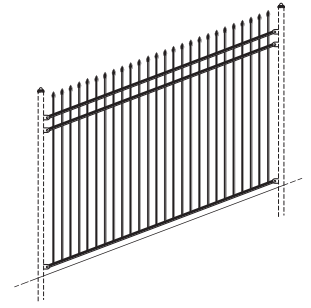
DESCRIPTION	PART NO. BLACK	PART NO. BRONZE	WEIGHT EA.	NOTES
<b>4' High ATF Panel</b>	890302	890308	50.00	
42" Wide Straight Gate	892402	892408	28.00	
4' Wide Straight Gate	892412	892418	31.00	
5' Wide Straight Gate	892422	892428	37.00	
6' Wide Straight Gate	892432	892438	45.00	
7' Wide Straight Gate	892442	892448	49.00	
8' Wide Straight Gate	892452	892458	58.00	
<b>5' High ATF Panel</b>	890312	890318	59.00	
42" Wide Straight Gate	892462	892468	33.00	
4' Wide Straight Gate	892472	892478	37.00	
5' Wide Straight Gate	892482	892488	44.00	
6' Wide Straight Gate	892492	892498	53.00	
7' Wide Straight Gate	892502	892508	58.00	
8' Wide Straight Gate	892512	892518	69.00	
<b>6' High ATF Panel</b>	890322	890328	67.00	
42" Wide Straight Gate	892522	892528	38.00	
4' Wide Straight Gate	892532	892538	43.00	
5' Wide Straight Gate	892542	892548	51.00	
6' Wide Straight Gate	892552	892558	61.00	
7' Wide Straight Gate	892562	892568	72.00	
8' Wide Straight Gate	892572	892578	79.00	



ATF Panels are 94" actual length • All gates listed are single swing and welded with 1-1/4" x 16 ga Gate Ends and Caps • Hinges sold separately

### Classic - 3 Rail Flush Bottom, 3" Air Gap

DESCRIPTION	PART NO. BLACK	PART NO. BRONZE	WEIGHT EA.	NOTES
<b>4' High ATF Panel</b>	890332	890338	50.00	
42" Wide Straight Gate	892582	892588	28.00	
4' Wide Straight Gate	892592	892598	31.00	
5' Wide Straight Gate	892602	892608	37.00	
6' Wide Straight Gate	892612	892618	45.00	
7' Wide Straight Gate	892622	892628	49.00	
8' Wide Straight Gate	892632	892638	58.00	
<b>5' High ATF Panel</b>	890342	890348	59.00	
42" Wide Straight Gate	892642	892648	33.00	
4' Wide Straight Gate	892652	892658	37.00	
5' Wide Straight Gate	892662	892668	44.00	
6' Wide Straight Gate	892672	892678	53.00	
7' Wide Straight Gate	892682	892688	58.00	
8' Wide Straight Gate	892692	892698	69.00	
<b>6' High ATF Panel</b>	890352	890358	67.00	
42" Wide Straight Gate	892702	892708	38.00	
4' Wide Straight Gate	892712	892718	43.00	
5' Wide Straight Gate	892722	892728	51.00	
6' Wide Straight Gate	892732	892738	61.00	
7' Wide Straight Gate	892742	892748	72.00	
8' Wide Straight Gate	892752	892758	79.00	

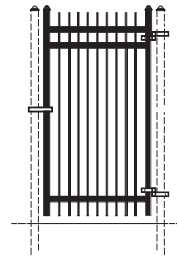
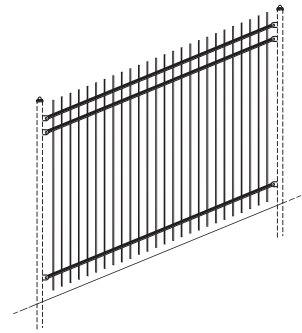


ATF Panels are 94" actual length • All gates listed are single swing and welded with 1-1/4" x 16 ga Gate Ends and Caps • Hinges sold separately

**8' Length ATF Panels • 5/8" SQ x 18 ga Pickets • 15/16" W x 1-1/4" H x 14 ga Rails**

## Genesis - 3 Rail Picket Bottom, 3" Air Gap

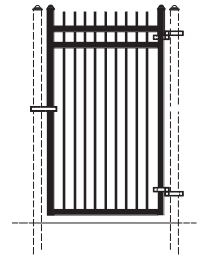
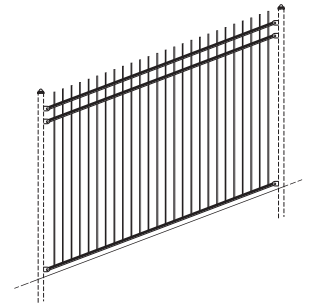
DESCRIPTION	PART NO. BLACK	PART NO. BRONZE	WEIGHT EA.	NOTES
<b>4' High ATF Panel</b>	890662	890668	50.00	
42" Wide Straight Gate	893842	893848	28.00	
4' Wide Straight Gate	893852	893858	31.00	
5' Wide Straight Gate	893862	893868	37.00	
6' Wide Straight Gate	893872	893878	45.00	
7' Wide Straight Gate	893882	893888	49.00	
8' Wide Straight Gate	893892	893898	58.00	
<b>5' High ATF Panel</b>	890672	890678	59.00	
42" Wide Straight Gate	893902	893908	33.00	
4' Wide Straight Gate	893912	893918	37.00	
5' Wide Straight Gate	893922	893928	44.00	
6' Wide Straight Gate	893932	893938	53.00	
7' Wide Straight Gate	893942	893948	58.00	
8' Wide Straight Gate	893952	893958	69.00	
<b>6' High ATF Panel</b>	890682	890688	67.00	
42" Wide Straight Gate	893962	893968	38.00	
4' Wide Straight Gate	893972	893978	43.00	
5' Wide Straight Gate	893982	893988	51.00	
6' Wide Straight Gate	893992	893998	61.00	
7' Wide Straight Gate	894002	894008	72.00	
8' Wide Straight Gate	894012	894018	79.00	



ATF Panels are 94" actual length • All gates listed are single swing and welded with 1-1/4" x 16 ga Gate Ends and Caps • Hinges sold separately

### Genesis - 3 Rail Flush Bottom, 3" Air Gap

DESCRIPTION	PART NO. BLACK	PART NO. BRONZE	WEIGHT EA.	NOTES
<b>4' High ATF Panel</b>	890692	890698	50.00	
42" Wide Straight Gate	894022	894028	28.00	
4' Wide Straight Gate	894032	894038	31.00	
5' Wide Straight Gate	894042	894048	37.00	
6' Wide Straight Gate	894052	894058	45.00	
7' Wide Straight Gate	894062	894068	49.00	
8' Wide Straight Gate	894072	894078	58.00	
<b>5' High ATF Panel</b>	890702	890708	59.00	
42" Wide Straight Gate	894082	894088	33.00	
4' Wide Straight Gate	894092	894098	37.00	
5' Wide Straight Gate	894102	894108	44.00	
6' Wide Straight Gate	894112	894118	53.00	
7' Wide Straight Gate	894122	894128	58.00	
8' Wide Straight Gate	894132	894138	69.00	
<b>6' High ATF Panel</b>	890712	890718	67.00	
42" Wide Straight Gate	894142	894148	38.00	
4' Wide Straight Gate	894152	894158	43.00	
5' Wide Straight Gate	894162	894168	51.00	
6' Wide Straight Gate	894172	894178	61.00	
7' Wide Straight Gate	894182	894188	72.00	
8' Wide Straight Gate	894192	894198	79.00	

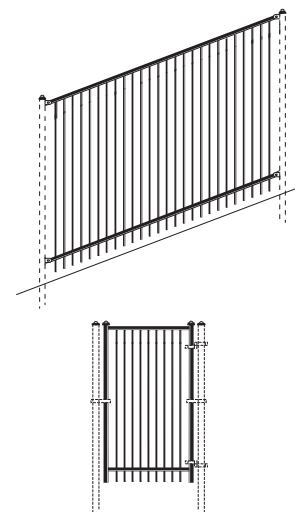


ATF Panels are 94" actual length • All gates listed are single swing and welded with 1-1/4" x 16 ga Gate Ends and Caps • Hinges sold separately

**8' Length ATF Panels • 5/8" SQ x 18 ga Pickets • 15/16" W x 1-1/4" H x 14 ga Rails**

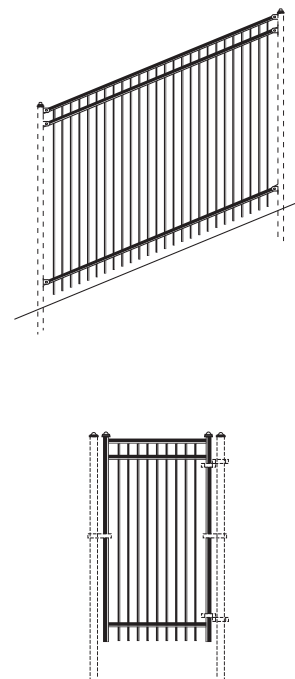
## Majestic - 2 Rail Picket Bottom, 3" Air Gap

DESCRIPTION	PART NO. BLACK	PART NO. BRONZE	WEIGHT EA.	NOTES
<b>4' High ATF Panel</b>	890992	890998	44.00	
42" Wide Straight Gate	895102	895108	25.00	
4' Wide Straight Gate	895112	895118	28.00	
5' Wide Straight Gate	895122	895128	34.00	
6' Wide Straight Gate	895132	895138	40.00	
7' Wide Straight Gate	895142	895148	44.00	
8' Wide Straight Gate	895152	895158	52.00	



## Majestic - 3 Rail Picket Bottom, 3" Air Gap

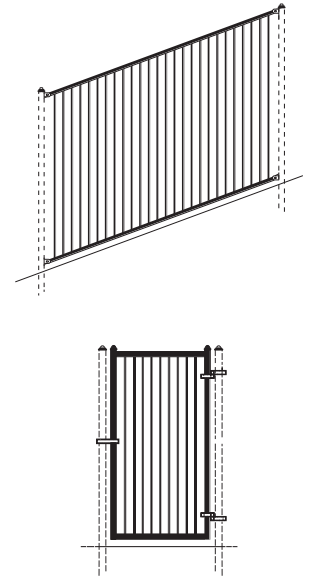
DESCRIPTION	PART NO. BLACK	PART NO. BRONZE	WEIGHT EA.	NOTES
<b>4' High ATF Panel</b>	891022	891028	50.00	
42" Wide Straight Gate	895282	895288	28.00	
4' Wide Straight Gate	895292	895298	31.00	
5' Wide Straight Gate	895302	895308	37.00	
6' Wide Straight Gate	895312	895318	45.00	
7' Wide Straight Gate	895322	895328	49.00	
8' Wide Straight Gate	895332	895338	58.00	
<b>5' High ATF Panel</b>	891032	891038	59.00	
42" Wide Straight Gate	895342	895348	33.00	
4' Wide Straight Gate	895352	895358	37.00	
5' Wide Straight Gate	895362	895368	44.00	
6' Wide Straight Gate	895372	895378	53.00	
7' Wide Straight Gate	895382	895388	58.00	
8' Wide Straight Gate	895392	895398	69.00	
<b>6' High ATF Panel</b>	891042	891048	67.00	
42" Wide Straight Gate	895402	895408	38.00	
4' Wide Straight Gate	895412	895418	43.00	
5' Wide Straight Gate	895422	895428	51.00	
6' Wide Straight Gate	895432	895438	61.00	
7' Wide Straight Gate	895442	895448	72.00	
8' Wide Straight Gate	895452	895458	79.00	



ATF Panels are 94" actual length • All gates listed are single swing and welded with 1-1/4" x 16 ga Gate Ends and Caps • Hinges sold separately

## Majestic - 2 Rail Flush Bottom, 3" Air Gap

DESCRIPTION	PART NO. BLACK	PART NO. BRONZE	WEIGHT EA.	NOTES
<b>4' High ATF Panel</b>	890992	890998	44.00	
42" Wide Straight Gate	895102	895108	25.00	
4' Wide Straight Gate	895112	895118	28.00	
5' Wide Straight Gate	895122	895128	34.00	
6' Wide Straight Gate	895132	895138	40.00	
7' Wide Straight Gate	895142	895148	44.00	
8' Wide Straight Gate	895152	895158	52.00	

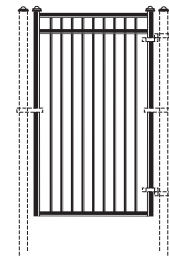
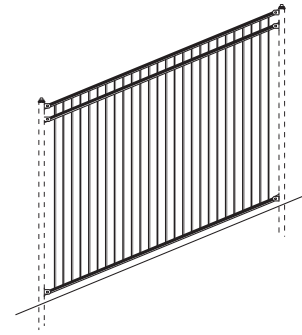


ATF Panels are 94" actual length • All gates listed are single swing and welded with 1-1/4" x 16 ga Gate Ends and Caps • Hinges sold separately

**8' Length ATF Panels • 5/8" SQ x 18 ga Pickets • 15/16" W x 1-1/4" H x 14 ga Rails**

## Majestic - 3 Rail Flush Bottom, 3" Air Gap

DESCRIPTION	PART NO. BLACK	PART NO. BRONZE	WEIGHT EA.	NOTES
<b>4' High ATF Panel</b>	891052	891058	50.00	
42" Wide Straight Gate	895462	895468	28.00	
4' Wide Straight Gate	895472	895478	31.00	
5' Wide Straight Gate	895482	895488	37.00	
6' Wide Straight Gate	895492	895498	45.00	
7' Wide Straight Gate	895502	895508	49.00	
8' Wide Straight Gate	895512	895518	58.00	
<b>54" High ATF Panel</b>	908022	044500	55.00	
42" Wide Straight Gate	902462	902468	31.00	
4' Wide Straight Gate	902472	902478	34.00	
5' Wide Straight Gate	902482	902488	41.00	
6' Wide Straight Gate	902492	902498	51.00	
7' Wide Straight Gate	902502	902508	54.00	
8' Wide Straight Gate	902512	902518	64.00	
<b>5' High ATF Panel</b>	891062	891068	59.00	
42" Wide Straight Gate	895522	895528	33.00	
4' Wide Straight Gate	895532	895538	37.00	
5' Wide Straight Gate	895542	895548	44.00	
6' Wide Straight Gate	895552	895558	53.00	
7' Wide Straight Gate	895562	895568	69.00	
8' Wide Straight Gate	895572	895578	69.00	
<b>6' High ATF Panel</b>	891072	891078	67.00	
42" Wide Straight Gate	895582	895588	38.00	
4' Wide Straight Gate	895592	895598	43.00	
5' Wide Straight Gate	895602	895608	51.00	
6' Wide Straight Gate	895612	895618	61.00	
7' Wide Straight Gate	895622	895628	72.00	
8' Wide Straight Gate	895632	895638	79.00	




ATF Panels are 94" actual length • All gates listed are single swing and welded with 1-1/4" x 16 ga Gate Ends and Caps • Hinges sold separately



## 8' Length ATF Panels • 5/8" SQ x 18 ga Pickets • 15/16" W x 1-1/4" H x 14 ga Rails

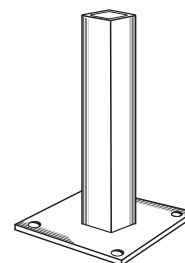
### 2" SQ Posts 16 gauge / Galvanized and Polyester Powder Coated • Post Caps included

DESCRIPTION	PART NO. BLACK	PART NO. BRONZE	WEIGHT EA.	NOTES
2" SQ x 57" Post	420192	420198	7.70	
2" SQ x 63" Post	420202	420208	8.30	
2" SQ x 69" Post	443382	443388	9.17	
2" SQ x 81" Post	443402	443408	10.83	
2" SQ x 93" Post	443412	443418	12.33	
2" SQ x 105" Post	443432	443438	14.00	



### 2" SQ Posts 16 gauge with 5" SQ Welded Plate / Galvanized and Polyester Powder Coated • Post Caps included


DESCRIPTION	PART NO. BLACK	PART NO. BRONZE	WEIGHT EA.	NOTES
Post Base 5" SQ with four 9/16" holes for anchoring (4 post-to-post screws included)	447982	447988	2.20	
2" SQ x 46" Post with Plate	903012	—	6.67	
2" SQ x 50" Post with Plate	962W00	—	7.96	
2" SQ x 56" Post with Plate	511X00	—	8.96	
2" SQ x 62" Post with Plate	841X00	—	9.92	
2" SQ x 74" Post with Plate	842X00	—	11.84	



**NOTE:** Fasteners for anchoring base plate not included

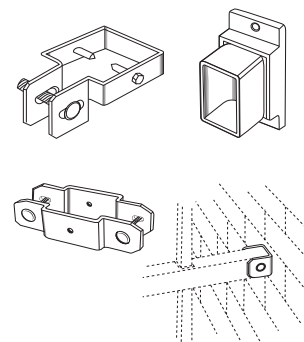
### 2" SQ Post Caps

DESCRIPTION	PART NO. BLACK	PART NO. BRONZE	WEIGHT EA.	NOTES
2" SQ Ball Post Cap	420332	420338	1.50	



### Hardware

DESCRIPTION	PART NO. BLACK	PART NO. BRONZE	WEIGHT EA.	NOTES
2" Line Bracket (2 per bag)	902362	902368	0.94	
2" Universal Boulevard Bracket (2 per bag)	420252	420258	0.54	
2" Swivel Angle Bracket (2 per bag)	421932	421938	0.45	
2" Flat Back Bracket (2 per bag)	903862	903868	0.32	

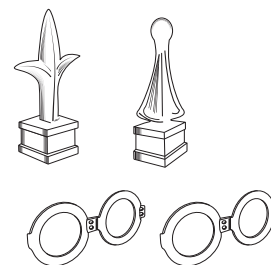


ATF Panels are 94" actual length • All gates listed are single swing and welded with 1-1/4" x 16 ga Gate Ends and Caps • Hinges sold separately

## 8' Length ATF Panels • 5/8" SQ x 18 ga Pickets • 15/16" W x 1-1/4" H x 14 ga Rails

### Accessories

DESCRIPTION	PART NO. BLACK	PART NO. BRONZE	WEIGHT EA.	NOTES
5/8" High Triad	444392	444398	0.15	
5/8" High Quad Flair	444372	444378	0.04	
Corona Rings (need 11 per panel)	444292	444298	0.41	
4" Double Rings (need 11 per panel)	479102	479108	0.70	



### Touch Up


DESCRIPTION	PART NO. BLACK	PART NO. BRONZE	PART NO. GRAY	WEIGHT EA.	NOTES
Touch Up Paint	447992	447998	—	1.08	
Cold Galvanize Aerosol - dull gray color	—	—	012321	1.25	
Zinc Brite Aerosol - bright silver color	—	—	036412	1.00	



### Gate Ends / 1-1/4" SQ x .060" • Galvanized and Polyester Powder Coated • Caps included

DESCRIPTION	PART NO. BLACK	PART NO. BRONZE	WEIGHT EA.	NOTES
4' Gate End	902372	902378	4.00	
5' Gate End	451752	451758	5.00	
6' Gate End	896372	896378	6.00	

**NOTE:** Actual length is 2" less than size shown.

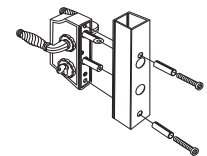
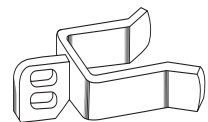
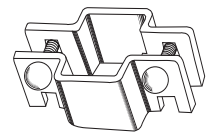
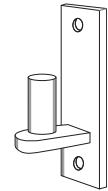
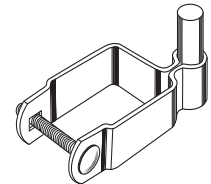
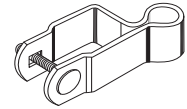


ATF Panels are 94" actual length • All gates listed are single swing and welded with 1-1/4" x 16 ga Gate Ends and Caps • Hinges sold separately

## 8' Length ATF Panels • 5/8" SQ x 18 ga Pickets • 15/16" W x 1-1/4" H x 14 ga Rails

### Gate Hardware

DESCRIPTION	PART NO. BLACK	PART NO. BRONZE	WEIGHT EA.	NOTES
<b>Frame Hinge</b> / Fasteners included				
Frame Hinge for 1-1/4" Frame (2 per bag)	444132	444138	0.55	
<b>Post Hinges</b> / Fasteners included				
2" SQ Post Hinge with 5/8" Pin	444102	444108	1.40	
<b>Plate Pintle</b> / Without fasteners				
Plate Pintle - attach to walls or other flat surface	444152	444158	0.44	
<b>Latch Hanger</b> / Bolts included				
Fork Latch Hanger for 1-1/4" Frame	444172	444178	0.52	
<b>Latch Forks</b>				
Fork Latch for 1-1/4" Frame	598622	598628	0.34	
Fork Latch for 2" SQ Post	444212	444218	0.40	
<b>Security Latch</b> / Fasteners included				
Keyed for 1" to 1-1/4" Frame	451632	—	4.00	
<b>Drop Rod</b>				
5/8" x 48" Drop Rod	444162	444168	4.00	



ATF Panels are 94" actual length • All gates listed are single swing and welded with 1-1/4" x 16 ga Gate Ends and Caps • Hinges sold separately

## 8' Length ATF Panels • 5/8" SQ x 18 ga Pickets • 15/16" W x 1-1/4" H x 14 ga Rails

### Welded Gate Hardware Kits / Galvanized and Polyester Powder Coated

DESCRIPTION	PART NO. BLACK	PART NO. BRONZE	WEIGHT EA.	NOTES
4' Welded Single Swing Gate Kit	420272	420278	14.00	
5' Welded Single Swing Gate Kit	420282	420288	16.00	
6' Welded Single Swing Gate Kit	420292	420298	18.00	
Single Swing Gate Kit includes 2 gate ends (1-1/4" SQ), 2 frame hinges, 2 post hinges, 1 latch fork, and 1 latch hanger				



4' Welded Double Swing Gate Kit	420302	420308	32.00	
5' Welded Double Swing Gate Kit	420312	420318	36.00	
6' Welded Double Swing Gate Kit	420322	420328	40.00	

Double Swing Gate Kit includes 4 gate ends (1-1/4" SQ), 4 frame hinges, 4 post hinges, 1 latch fork, 1 latch hanger, and 1 drop rod 48"

### Bolt On Gate Hardware Kits / Galvanized and Polyester Powder Coated

DESCRIPTION	PART NO. BLACK	PART NO. BRONZE	WEIGHT EA.	NOTES
Single Swing Gate Hardware Kit	421902	421908	4.00	
Double Swing Gate Hardware Kit	421912	421918	13.00	



Single Swing Gate Hardware Kit includes 2 frame hinges, 2 post hinges, 1 latch fork, and 1 latch hanger

Double Swing Gate Hardware Kit includes 4 frame hinges, 4 post hinges, 1 latch fork, 1 latch hanger, and 1 drop rod 48"

ATF Panels are 94" actual length • All gates listed are single swing and welded with 1-1/4" x 16 ga Gate Ends and Caps • Hinges sold separately

### Single Swing Gates

OPENING	LEAF WIDTH	HINGE CLEARANCE	LATCH CLEARANCE	GATE POST SPACING
3.5'	36.5"	1.125"	.75"	38.375"
4'	45"	1.125"	.75"	46.875"
5'	62.5"	1.125"	.75"	64.375"
6'	71"	1.125"	.75"	72.875"
7'	79.75"	1.125"	.75"	81.625"
8'	96.5"	1.125"	.75"	98.375"

### Double Swing Gates

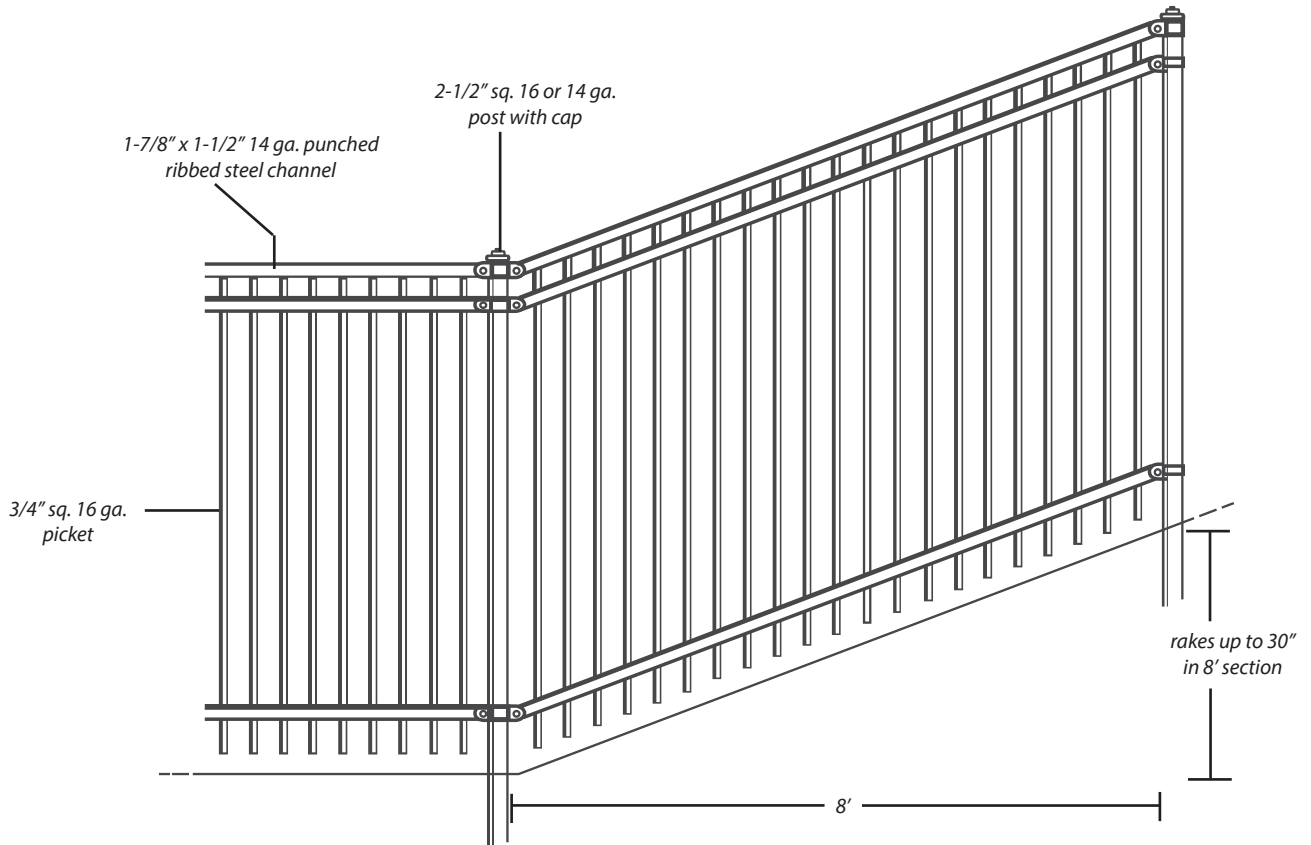
OPENING	LEAF WIDTH	HINGE CLEARANCE	LATCH CLEARANCE	GATE POST SPACING
7'	36.5"	.75"	.75"	75.25"
8'	45"	.75"	.75"	92.25"
10'	62.5"	.75"	.75"	127.25"
12'	71"	.75"	.75"	144.25"
14'	79.75"	.75"	.75"	161.75"
16'	96.5"	.75"	.75"	195.25"

**NOTE:** Gate Post Spacing is from inside post to inside post and can vary slightly with hinge and latch selection.

ATF Panels are 94" actual length • All gates listed are single swing and welded with 1-1/4" x 16 ga Gate Ends and Caps • Hinges sold separately

NOTES

ATF Panels are 94" actual length • All gates listed are single swing and welded with 1-1/4" x 16 ga Gate Ends and Caps • Hinges sold separately



## The Preferred Choice for Residential and Light Commercial Steel Fencing

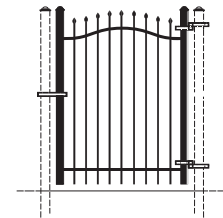
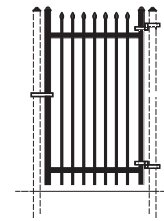
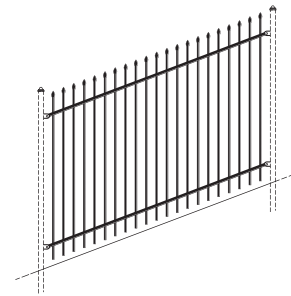
### Product Features

- Pro-Fusion welding process creates a virtually invisible structural connection at every picket to rail connection for unmatched strength and durability
- E-coat finishing process that is unparalleled in the industry that delivers maintenance-free ownership and superior corrosion protection in any climate
- Biasability of a minimum of 25% allows the fence to follow the contour of the landscape to enhance and secure the property
- Available in both 4" air gap traditional fencing and Pool, Pet and Play 3" air gap that is designed for added strength and security
- Wide selection of styles to complement any residential or commercial property
- Pre-assembled sections for quick and easy installation
- Gates are welded rail and picket for added strength and durability
- Full line of accessories available to customize the fence
- Over 30 year of demonstrated excellence and Made in USA
- 20 Year Limited Warranty

8' Length ATF Panels • 3/4" SQ x 18 ga Pickets • 1-7/16" W x 1.5" H x 14 ga Rails

## Classic - 2 Rail Picket Bottom, 4" Air Gap

DESCRIPTION	PART NO. BLACK	PART NO. BRONZE	WEIGHT EA.	NOTES
<b>4' High ATF Panel</b>	896392	896398	56.00	
42" Wide Straight Gate	897272	897278	37.00	
4' Wide Straight Gate	897282	897288	40.00	
5' Wide Straight Gate	897292	897298	49.00	
6' Wide Straight Gate	897302	897308	57.00	
7' Wide Straight Gate	897312	897318	63.00	
8' Wide Straight Gate	897322	897328	73.00	
42" Wide Arch Gate	1459BK	1459BZ	40.00	
4' Wide Arch Gate	1460BK	1460BZ	43.00	
5' Wide Arch Gate	1461BK	1461BZ	53.00	
6' Wide Arch Gate	1462BK	1462BZ	62.00	
<b>5' High ATF Panel</b>	896402	896408	66.00	
42" Wide Straight Gate	897332	897338	46.00	
4' Wide Straight Gate	897342	897348	49.00	
5' Wide Straight Gate	897352	897358	59.00	
6' Wide Straight Gate	897362	897368	69.00	
7' Wide Straight Gate	897372	897378	75.00	
8' Wide Straight Gate	897382	897388	88.00	
42" Wide Arch Gate	1463BK	1463BZ	50.00	
4' Wide Arch Gate	1464BK	1464BZ	53.00	
5' Wide Arch Gate	1511BK	1511BZ	53.00	
6' Wide Arch Gate	1465BK	1465BZ	75.00	
<b>6' High ATF Panel</b>	896412	896418	76.00	
42" Wide Straight Gate	897392	897398	54.00	
4' Wide Straight Gate	897402	897408	58.00	
5' Wide Straight Gate	897412	897418	69.00	
6' Wide Straight Gate	897422	897428	80.00	
7' Wide Straight Gate	897432	897438	88.00	
8' Wide Straight Gate	897442	897448	104.00	
42" Wide Arch Gate	1466BK	1466BZ	58.00	
4' Wide Arch Gate	1467BK	1467BZ	63.00	
5' Wide Arch Gate	1468BK	1468BZ	75.00	
6' Wide Arch Gate	1469BK	1469BZ	86.00	

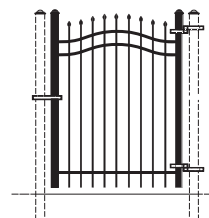
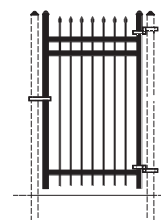
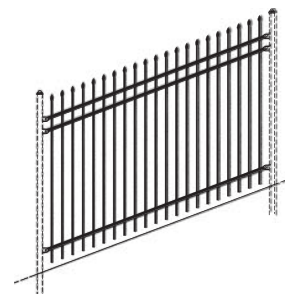


ATF Panels are 92" actual length • All gates listed are single swing and welded with 1-3/4" x 14 ga Gate Ends and Caps • Hinges sold separately



### Classic - 3 Rail Picket Bottom, 4" Air Gap

DESCRIPTION	PART NO. BLACK	PART NO. BRONZE	WEIGHT EA.	NOTES
<b>4' High ATF Panel</b>	896452	896458	64.00	
42" Wide Straight Gate	897632	897638	41.00	
4' Wide Straight Gate	897642	897648	44.00	
5' Wide Straight Gate	897652	897658	54.00	
6' Wide Straight Gate	897662	897668	63.00	
7' Wide Straight Gate	897672	897678	70.00	
8' Wide Straight Gate	892452	897688	82.00	
42" Wide Arch Gate	292C00	292C01	41.00	
4' Wide Arch Gate	687H00	011291	48.00	
5' Wide Arch Gate	1481BK	1481BZ	58.00	
6' Wide Arch Gate	906F00	011292	68.00	
<b>5' High ATF Panel</b>	896462	896468	66.00	
42" Wide Straight Gate	897692	897698	49.00	
4' Wide Straight Gate	897702	897708	53.00	
5' Wide Straight Gate	897712	897718	64.00	
6' Wide Straight Gate	897722	897728	74.00	
7' Wide Straight Gate	897732	897738	82.00	
8' Wide Straight Gate	897742	897748	97.00	
42" Wide Arch Gate	1482BK	1482BZ	53.00	
4' Wide Arch Gate	1483BK	1483BZ	57.00	
5' Wide Arch Gate	1484BK	1484BZ	69.00	
6' Wide Arch Gate	1485BK	1485BZ	80.00	
<b>6' High ATF Panel</b>	896472	896478	78.00	
42" Wide Straight Gate	897752	897758	57.00	
4' Wide Straight Gate	897762	897768	62.00	
5' Wide Straight Gate	897772	897778	74.00	
6' Wide Straight Gate	897782	897788	87.00	
7' Wide Straight Gate	897792	897798	95.00	
8' Wide Straight Gate	897802	897808	112.00	
42" Wide Arch Gate	1486BK	1486BZ	62.00	
4' Wide Arch Gate	139H00	011293	67.00	
5' Wide Arch Gate	719Q00	011294	80.00	
6' Wide Arch Gate	269G00	011295	94.00	

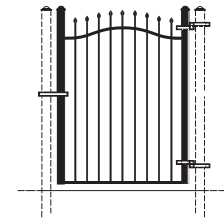
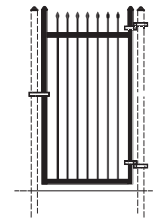
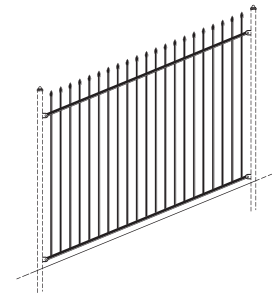


ATF Panels are 92" actual length • All gates listed are single swing and welded with 1-3/4" x 14 ga Gate Ends and Caps • Hinges sold separately

**8' Length ATF Panels • 3/4" SQ x 18 ga Pickets • 1-7/16" W x 1.5" H x 14 ga Rails**

## Classic - 2 Rail Flush Bottom, 4" Air Gap

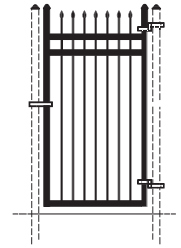
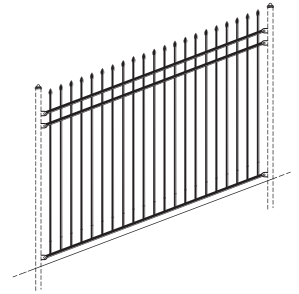
DESCRIPTION	PART NO. BLACK	PART NO. BRONZE	WEIGHT EA.	NOTES
<b>4' High ATF Panel</b>	896422	896428	56.00	
42" Wide Straight Gate	897452	897458	37.00	
4' Wide Straight Gate	897462	897468	40.00	
5' Wide Straight Gate	897472	897478	49.00	
6' Wide Straight Gate	897482	897488	57.00	
7' Wide Straight Gate	897492	897498	63.00	
8' Wide Straight Gate	897502	897508	73.00	
42" Wide Arch Gate	1500BK	1500BZ	43.00	
4' Wide Arch Gate	1470BK	1470BZ	43.00	
5' Wide Arch Gate	1471BK	1471BZ	53.00	
6' Wide Arch Gate	1472BK	1472BZ	62.00	
<b>5' High ATF Panel</b>	896432	896438	66.00	
42" Wide Straight Gate	897512	897518	46.00	
4' Wide Straight Gate	897522	897528	49.00	
5' Wide Straight Gate	897532	897538	59.00	
6' Wide Straight Gate	897542	897548	69.00	
7' Wide Straight Gate	897552	897558	75.00	
8' Wide Straight Gate	897562	897568	88.00	
42" Wide Arch Gate	1473BK	1473BZ	50.00	
4' Wide Arch Gate	1474BK	1474BZ	53.00	
5' Wide Arch Gate	1475BK	1475BZ	64.00	
6' Wide Arch Gate	1476BK	1476BZ	75.00	
<b>6' High ATF Panel</b>	896442	896448	76.00	
42" Wide Straight Gate	897572	897578	54.00	
4' Wide Straight Gate	897582	897588	58.00	
5' Wide Straight Gate	897592	897598	69.00	
6' Wide Straight Gate	897602	897608	80.00	
7' Wide Straight Gate	897612	897618	88.00	
8' Wide Straight Gate	897622	897628	104.00	
42" Wide Arch Gate	1477BK	1477BZ	58.00	
4' Wide Arch Gate	1478BK	1478BZ	63.00	
5' Wide Arch Gate	1479BK	1479BZ	75.00	
6' Wide Arch Gate	1480BK	1480BZ	86.00	



ATF Panels are 92" actual length • All gates listed are single swing and welded with 1-3/4" x 14 ga Gate Ends and Caps • Hinges sold separately

## Classic - 3 Rail Flush Bottom, 4" Air Gap

DESCRIPTION	PART NO. BLACK	PART NO. BRONZE	WEIGHT EA.	NOTES
<b>4' High ATF Panel</b>	896482	896488	56.00	
42" Wide Straight Gate	897812	897818	41.00	
4' Wide Straight Gate	897822	897828	44.00	
5' Wide Straight Gate	897832	897838	54.00	
6' Wide Straight Gate	897842	897848	63.00	
7' Wide Straight Gate	897852	897858	70.00	
8' Wide Straight Gate	897862	897868	82.00	
<b>5' High ATF Panel</b>	896492	896498	74.00	
42" Wide Straight Gate	897872	897878	49.00	
4' Wide Straight Gate	897882	897888	53.00	
5' Wide Straight Gate	897892	897898	64.00	
6' Wide Straight Gate	897902	897908	74.00	
7' Wide Straight Gate	897912	897918	82.00	
8' Wide Straight Gate	897922	897928	97.00	
<b>6' High ATF Panel</b>	896502	896508	84.00	
42" Wide Straight Gate	897932	897938	57.00	
4' Wide Straight Gate	897942	897948	62.00	
5' Wide Straight Gate	897952	897958	74.00	
6' Wide Straight Gate	897962	897968	87.00	
7' Wide Straight Gate	897972	897978	95.00	
8' Wide Straight Gate	897982	897988	112.00	

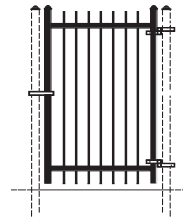
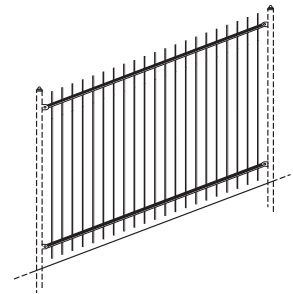


ATF Panels are 92" actual length • All gates listed are single swing and welded with 1-3/4" x 14 ga Gate Ends and Caps • Hinges sold separately

8' Length ATF Panels • 3/4" SQ x 18 ga Pickets • 1-7/16" W x 1.5" H x 14 ga Rails

## Genesis - 2 Rail Picket Bottom, 4" Air Gap

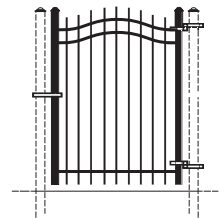
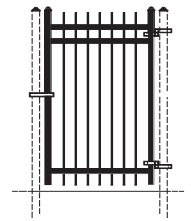
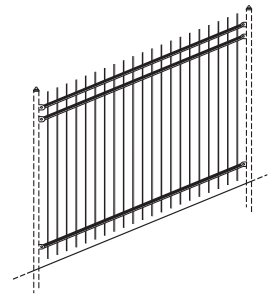
DESCRIPTION	PART NO. BLACK	PART NO. BRONZE	WEIGHT EA.	NOTES
<b>4' High ATF Panel</b>	896632	896638	56.00	
42" Wide Straight Gate	898712	898718	37.00	
4' Wide Straight Gate	898722	898728	40.00	
5' Wide Straight Gate	898732	898738	49.00	
6' Wide Straight Gate	898742	898748	57.00	
7' Wide Straight Gate	898752	898758	63.00	
8' Wide Straight Gate	898762	898768	73.00	
<b>5' High ATF Panel</b>	896642	896648	66.00	
42" Wide Straight Gate	898772	898778	46.00	
4' Wide Straight Gate	898782	898788	49.00	
5' Wide Straight Gate	898792	898798	59.00	
6' Wide Straight Gate	898802	898808	69.00	
7' Wide Straight Gate	898812	898818	75.00	
8' Wide Straight Gate	898822	898828	88.00	
<b>6' High ATF Panel</b>	896652	896658	76.00	
42" Wide Straight Gate	898832	898838	54.00	
4' Wide Straight Gate	898842	898848	58.00	
5' Wide Straight Gate	898852	898858	69.00	
6' Wide Straight Gate	898862	898868	80.00	
7' Wide Straight Gate	898872	898878	88.00	
8' Wide Straight Gate	898882	898888	104.00	



ATF Panels are 92" actual length • All gates listed are single swing and welded with 1-3/4" x 14 ga Gate Ends and Caps • Hinges sold separately

### Genesis - 3 Rail Picket Bottom, 4" Air Gap

DESCRIPTION	PART NO. BLACK	PART NO. BRONZE	WEIGHT EA.	NOTES
<b>4' High ATF Panel</b>	896692	896698	64.00	
42" Wide Straight Gate	899072	899078	41.00	
4' Wide Straight Gate	899082	899088	44.00	
5' Wide Straight Gate	899092	899098	54.00	
6' Wide Straight Gate	899102	899108	63.00	
7' Wide Straight Gate	899112	899118	70.00	
8' Wide Straight Gate	899122	899128	82.00	
42" Wide Arch Gate	1501BK	1501BZ	44.00	
4' Wide Arch Gate	501V00	011279	57.00	
5' Wide Arch Gate	1502BK	1502BZ	58.00	
6' Wide Arch Gate	1503BK	1503BZ	68.00	
<b>5' High ATF Panel</b>	896702	896708	66.00	
42" Wide Straight Gate	899132	899138	49.00	
4' Wide Straight Gate	899142	899148	53.00	
5' Wide Straight Gate	899152	899158	64.00	
6' Wide Straight Gate	899162	899168	74.00	
7' Wide Straight Gate	899172	899178	82.00	
8' Wide Straight Gate	899182	899188	97.00	
42" Wide Arch Gate	820P00	011296	57.00	
4' Wide Arch Gate	1505BK	1505BZ	57.00	
5' Wide Arch Gate	1506BK	1506BZ	69.00	
6' Wide Arch Gate	1507BK	1507BZ	80.00	
<b>6' High ATF Panel</b>	896712	896718	84.00	
42" Wide Straight Gate	899192	899198	57.00	
4' Wide Straight Gate	899202	899208	62.00	
5' Wide Straight Gate	899212	899218	74.00	
6' Wide Straight Gate	899222	899228	87.00	
7' Wide Straight Gate	899232	899238	95.00	
8' Wide Straight Gate	899242	899248	112.00	
42" Wide Arch Gate	1508BK	1508BZ	62.00	
4' Wide Arch Gate	548O00	011280	62.00	
5' Wide Arch Gate	1509BK	1509BZ	80.00	
6' Wide Arch Gate	1510BK	1510BZ	94.00	

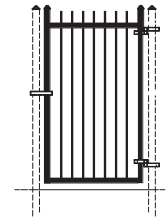
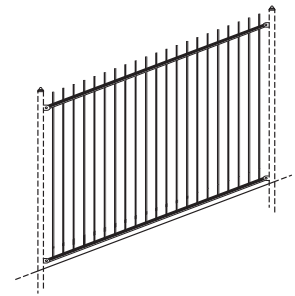


ATF Panels are 92" actual length • All gates listed are single swing and welded with 1-3/4" x 14 ga Gate Ends and Caps • Hinges sold separately

8' Length ATF Panels • 3/4" SQ x 18 ga Pickets • 1-7/16" W x 1.5" H x 14 ga Rails

## Genesis - 2 Rail Flush Bottom, 4" Air Gap

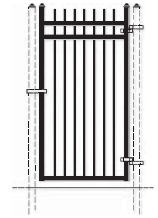
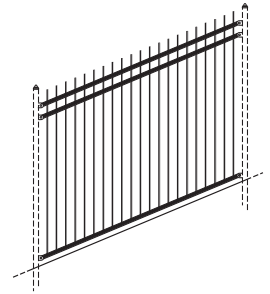
DESCRIPTION	PART NO. BLACK	PART NO. BRONZE	WEIGHT EA.	NOTES
<b>4' High ATF Panel</b>	896662	896668	56.00	
42" Wide Straight Gate	898892	898898	37.00	
4' Wide Straight Gate	898902	898908	40.00	
5' Wide Straight Gate	898912	898918	40.00	
6' Wide Straight Gate	898922	898928	57.00	
7' Wide Straight Gate	898932	898938	63.00	
8' Wide Straight Gate	898942	898948	73.00	
<b>5' High ATF Panel</b>	896672	896678	66.00	
42" Wide Straight Gate	898952	898958	46.00	
4' Wide Straight Gate	898962	898968	49.00	
5' Wide Straight Gate	898972	898978	59.00	
6' Wide Straight Gate	898982	898988	69.00	
7' Wide Straight Gate	898992	898998	75.00	
8' Wide Straight Gate	899002	899008	88.00	
<b>6' High ATF Panel</b>	896682	896688	76.00	
42" Wide Straight Gate	899012	899018	54.00	
4' Wide Straight Gate	899022	899028	58.00	
5' Wide Straight Gate	899032	899038	69.00	
6' Wide Straight Gate	899042	899048	80.00	
7' Wide Straight Gate	899052	899058	88.00	
8' Wide Straight Gate	899062	899068	104.00	



ATF Panels are 92" actual length • All gates listed are single swing and welded with 1-3/4" x 14 ga Gate Ends and Caps • Hinges sold separately

### Genesis - 3 Rail Flush Bottom, 4" Air Gap

DESCRIPTION	PART NO. BLACK	PART NO. BRONZE	WEIGHT EA.	NOTES
<b>4' High ATF Panel</b>	896722	896728	56.00	
42" Wide Straight Gate	899252	899258	41.00	
4' Wide Straight Gate	899262	899268	44.00	
5' Wide Straight Gate	899272	899278	54.00	
6' Wide Straight Gate	899282	899288	63.00	
7' Wide Straight Gate	899292	899298	70.00	
8' Wide Straight Gate	899302	899308	82.00	
<b>5' High ATF Panel</b>	896732	896738	74.00	
42" Wide Straight Gate	899312	899318	49.00	
4' Wide Straight Gate	899322	899328	53.00	
5' Wide Straight Gate	899332	899338	64.00	
6' Wide Straight Gate	899342	899348	74.00	
7' Wide Straight Gate	899352	899358	82.00	
8' Wide Straight Gate	899362	899368	97.00	
<b>6' High ATF Panel</b>	896742	896748	84.00	
42" Wide Straight Gate	899372	899378	57.00	
4' Wide Straight Gate	899382	899388	62.00	
5' Wide Straight Gate	899392	899398	74.00	
6' Wide Straight Gate	899402	899408	87.00	
7' Wide Straight Gate	899412	899418	95.00	
8' Wide Straight Gate	899422	899428	112.00	

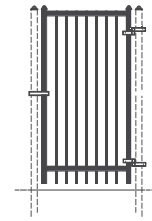
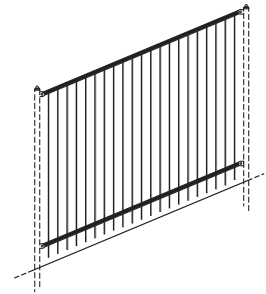


ATF Panels are 92" actual length • All gates listed are single swing and welded with 1-3/4" x 14 ga Gate Ends and Caps • Hinges sold separately

8' Length ATF Panels • 3/4" SQ x 18 ga Pickets • 1-7/16" W x 1.5" H x 14 ga Rails

## Majestic - 2 Rail Picket Bottom, 4" Air Gap

DESCRIPTION	PART NO. BLACK	PART NO. BRONZE	WEIGHT EA.	NOTES
<b>4' High ATF Panel</b>	896872	896878	56.00	
42" Wide Straight Gate	900152	900158	37.00	
4' Wide Straight Gate	900162	900168	40.00	
5' Wide Straight Gate	900172	900178	49.00	
6' Wide Straight Gate	900182	900188	57.00	
7' Wide Straight Gate	900192	900198	63.00	
8' Wide Straight Gate	900202	900208	73.00	
<b>5' High ATF Panel</b>	896882	896888	66.00	
42" Wide Straight Gate	900212	900218	46.00	
4' Wide Straight Gate	900222	900228	49.00	
5' Wide Straight Gate	900232	900238	59.00	
6' Wide Straight Gate	900242	900248	69.00	
7' Wide Straight Gate	900252	900258	75.00	
8' Wide Straight Gate	900262	900268	88.00	
<b>6' High ATF Panel</b>	896892	896898	76.00	
42" Wide Straight Gate	900272	900278	54.00	
4' Wide Straight Gate	900282	900288	58.00	
5' Wide Straight Gate	900292	900298	69.00	
6' Wide Straight Gate	900302	900308	80.00	
7' Wide Straight Gate	900312	900318	88.00	
8' Wide Straight Gate	900322	900328	104.00	

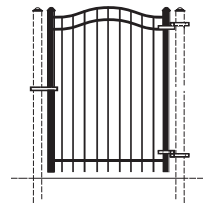
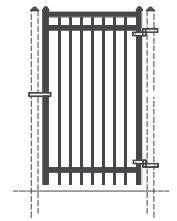
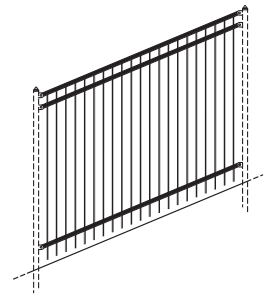


ATF Panels are 92" actual length • All gates listed are single swing and welded with 1-3/4" x 14 ga Gate Ends and Caps • Hinges sold separately



### Majestic - 3 Rail Picket Bottom, 4" Air Gap

DESCRIPTION	PART NO. BLACK	PART NO. BRONZE	WEIGHT EA.	NOTES
<b>4' High ATF Panel</b>	896932	896938	64.00	
42" Wide Straight Gate	900512	900518	41.00	
4' Wide Straight Gate	900522	900528	44.00	
5' Wide Straight Gate	900532	900538	54.00	
6' Wide Straight Gate	900542	900548	63.00	
7' Wide Straight Gate	900552	900558	70.00	
8' Wide Straight Gate	900562	900568	82.00	
42" Wide Arch Gate	726F00	011327	41.00	
4' Wide Arch Gate	000M31	923G00	48.00	
5' Wide Arch Gate	1487BK	1487BZ	58.00	
6' Wide Arch Gate	1488BK	1488BZ	68.00	
<b>5' High ATF Panel</b>	896942	896948	66.00	
42" Wide Straight Gate	900572	900578	49.00	
4' Wide Straight Gate	900582	900588	53.00	
5' Wide Straight Gate	900592	900598	64.00	
6' Wide Straight Gate	900602	900608	74.00	
7' Wide Straight Gate	900612	900618	82.00	
8' Wide Straight Gate	900622	900628	97.00	
42" Wide Arch Gate	1489BK	1489BZ	53.00	
4' Wide Arch Gate	852H00	011328	57.00	
5' Wide Arch Gate	1490BK	1490BZ	69.00	
6' Wide Arch Gate	1491BK	1491BZ	80.00	
<b>6' High ATF Panel</b>	896952	896958	84.00	
42" Wide Straight Gate	900632	900638	57.00	
4' Wide Straight Gate	900642	900648	62.00	
5' Wide Straight Gate	900652	900658	74.00	
6' Wide Straight Gate	900662	900668	87.00	
7' Wide Straight Gate	900672	900678	95.00	
8' Wide Straight Gate	900682	900688	112.00	
42" Wide Arch Gate	986F00	011329	62.00	
4' Wide Arch Gate	364K00	011331	67.00	
5' Wide Arch Gate	412W00	011332	80.00	
6' Wide Arch Gate	1492BK	1492BZ	94.00	

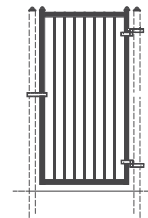
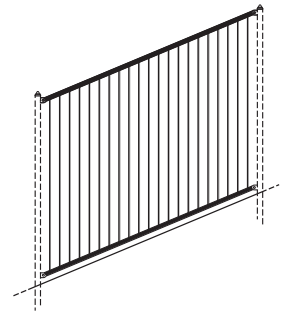


ATF Panels are 92" actual length • All gates listed are single swing and welded with 1-3/4" x 14 ga Gate Ends and Caps • Hinges sold separately

8' Length ATF Panels • 3/4" SQ x 18 ga Pickets • 1-7/16" W x 1.5" H x 14 ga Rails

## Majestic - 2 Rail Flush Bottom, 4" Air Gap

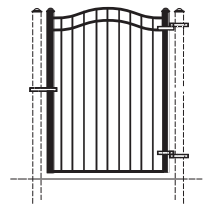
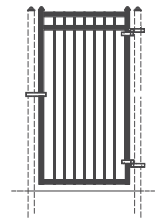
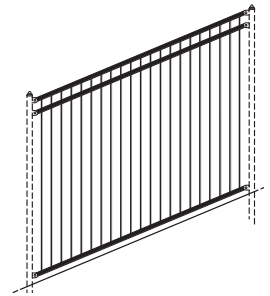
DESCRIPTION	PART NO. BLACK	PART NO. BRONZE	WEIGHT EA.	NOTES
<b>4' High ATF Panel</b>	896902	896908	56.00	
42" Wide Straight Gate	900332	900338	37.00	
4' Wide Straight Gate	900342	900348	40.00	
5' Wide Straight Gate	900352	900358	49.00	
6' Wide Straight Gate	900362	900368	57.00	
7' Wide Straight Gate	900372	900378	63.00	
8' Wide Straight Gate	900382	900388	73.00	
<b>5' High ATF Panel</b>	896912	896918	66.00	
42" Wide Straight Gate	900392	900398	46.00	
4' Wide Straight Gate	900402	900408	49.00	
5' Wide Straight Gate	900412	900418	59.00	
6' Wide Straight Gate	900422	900428	69.00	
7' Wide Straight Gate	900432	900438	75.00	
8' Wide Straight Gate	900442	900448	88.00	
<b>6' High ATF Panel</b>	896922	896928	76.00	
42" Wide Straight Gate	900452	900458	54.00	
4' Wide Straight Gate	900462	900468	58.00	
5' Wide Straight Gate	900472	900478	69.00	
6' Wide Straight Gate	900482	900488	80.00	
7' Wide Straight Gate	900492	900498	88.00	
8' Wide Straight Gate	900502	900508	104.00	



ATF Panels are 92" actual length • All gates listed are single swing and welded with 1-3/4" x 14 ga Gate Ends and Caps • Hinges sold separately

### Majestic - 3 Rail Flush Bottom, 4" Air Gap

DESCRIPTION	PART NO. BLACK	PART NO. BRONZE	WEIGHT EA.	NOTES
<b>4' High ATF Panel</b>	896962	896968	56.00	
42" Wide Straight Gate	900692	900698	41.00	
4' Wide Straight Gate	900702	900708	44.00	
5' Wide Straight Gate	900712	900718	54.00	
6' Wide Straight Gate	900722	900728	63.00	
7' Wide Straight Gate	900732	900738	70.00	
8' Wide Straight Gate	900742	900748	82.00	
42" Wide Arch Gate	128K00	1504BZ	28.00	
4' Wide Arch Gate	988F00	011297	48.00	
5' Wide Arch Gate	1493BK	1493BZ	58.00	
6' Wide Arch Gate	453P00	011298	66.00	
<b>54" High ATF Panel</b>	902542	—	69.00	
42" Wide Straight Gate	856K00	—	45.00	
4' Wide Straight Gate	902552	—	55.00	
5' Wide Straight Gate	902822	—	62.00	
<b>5' High ATF Panel</b>	896972	896978	74.00	
42" Wide Straight Gate	900752	900758	49.00	
4' Wide Straight Gate	900762	900768	53.00	
5' Wide Straight Gate	900772	900778	64.00	
6' Wide Straight Gate	900782	900788	74.00	
7' Wide Straight Gate	900792	900798	82.00	
8' Wide Straight Gate	900802	900808	97.00	
42" Wide Arch Gate	1494BK	1494BZ	53.00	
4' Wide Arch Gate	1495BK	1495BZ	57.00	
5' Wide Arch Gate	1496BK	1496BZ	69.00	
6' Wide Arch Gate	1497BK	1497BZ	80.00	
<b>6' High ATF Panel</b>	896982	896988	84.00	
42" Wide Straight Gate	900812	900818	57.00	
4' Wide Straight Gate	900822	900828	62.00	
5' Wide Straight Gate	900832	900838	74.00	
6' Wide Straight Gate	900842	900848	87.00	
7' Wide Straight Gate	900852	900858	95.00	
8' Wide Straight Gate	900862	900868	112.00	
42" Wide Arch Gate	930K00	011299	62.00	
4' Wide Arch Gate	987F00	011314	67.00	
5' Wide Arch Gate	1498BK	1498BZ	80.00	
6' Wide Arch Gate	1499BK	1499BZ	94.00	



ATF Panels are 92" actual length • All gates listed are single swing and welded with 1-3/4" x 14 ga Gate Ends and Caps • Hinges sold separately

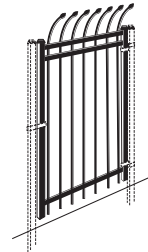

# Montage Commercial® - 4"



8' Length ATF Panels • 3/4" SQ x 18 ga Pickets • 1-7/16" W x 1.5" H x 14 ga Rails

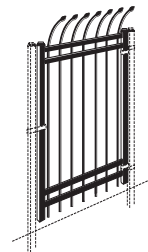

## Invincible - 3 Rail Picket Bottom, 4" Air Gap

DESCRIPTION	PART NO. BLACK	PART NO. BRONZE	WEIGHT EA.	NOTES
<b>7' High ATF Panel</b>	904222	904228	118.00	
42" Wide Straight Gate	905102	905108	68.00	
4' Wide Straight Gate	905122	905128	80.00	
5' Wide Straight Gate	905142	905148	92.00	
6' Wide Straight Gate	905162	905168	108.00	
7' Wide Straight Gate	905182	905188	123.00	
8' Wide Straight Gate	905202	905208	139.00	
<b>8' High ATF Panel</b>	904362	904368	131.00	
42" Wide Straight Gate	905942	905948	76.00	
4' Wide Straight Gate	905962	905968	90.00	
5' Wide Straight Gate	905982	905988	103.00	
6' Wide Straight Gate	906002	906008	121.00	
7' Wide Straight Gate	906022	906028	137.00	
8' Wide Straight Gate	906042	906048	155.00	



## Invincible - 4 Rail Picket Bottom, 4" Air Gap

DESCRIPTION	PART NO. BLACK	PART NO. BRONZE	WEIGHT EA.	NOTES
<b>7' High ATF Panel</b>	904232	904238	127.00	
42" Wide Straight Gate	905112	905118	71.00	
4' Wide Straight Gate	905132	905138	84.00	
5' Wide Straight Gate	905152	905158	97.00	
6' Wide Straight Gate	905172	905178	114.00	
7' Wide Straight Gate	905192	905198	131.00	
8' Wide Straight Gate	905212	905218	148.00	
<b>8' High ATF Panel</b>	904372	904378	140.00	
42" Wide Straight Gate	905952	905958	80.00	
4' Wide Straight Gate	905972	905978	94.00	
5' Wide Straight Gate	905992	905998	108.00	
6' Wide Straight Gate	906012	906018	127.00	
7' Wide Straight Gate	906032	906038	147.00	
8' Wide Straight Gate	906052	906058	164.00	



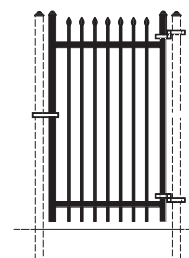
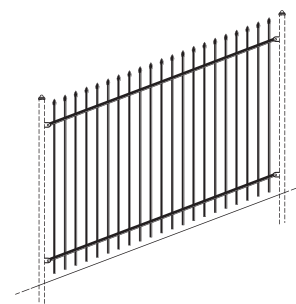
ATF Panels are 92" actual length • All gates listed are single swing and welded with 1-3/4" x 14 ga Gate Ends and Caps • Hinges sold separately

OS-78

Specifications Subject To Change Without Notice. For Policy and Terms, Please Refer to Page COV-1. Copyright © Master Halco, Inc. 2018

### Classic - 2 Rail Picket Bottom, 3" Air Gap

DESCRIPTION	PART NO. BLACK	PART NO. BRONZE	WEIGHT EA.	NOTES
<b>4' High ATF Panel</b>	896512	896518	66.00	
42" Wide Straight Gate	897992	897998	39.00	
4' Wide Straight Gate	898002	898008	42.00	
5' Wide Straight Gate	898012	898018	53.00	
6' Wide Straight Gate	898022	898028	61.00	
7' Wide Straight Gate	898032	898038	69.00	
8' Wide Straight Gate	898042	898048	80.00	
<b>5' High ATF Panel</b>	896522	896528	79.00	
42" Wide Straight Gate	898052	898058	48.00	
4' Wide Straight Gate	898062	898068	51.00	
5' Wide Straight Gate	898072	898078	64.00	
6' Wide Straight Gate	898082	898088	74.00	
7' Wide Straight Gate	898092	898098	83.00	
8' Wide Straight Gate	898102	898108	97.00	
<b>6' High ATF Panel</b>	896532	896538	92.00	
42" Wide Straight Gate	898112	898118	56.00	
4' Wide Straight Gate	898122	898128	60.00	
5' Wide Straight Gate	898132	898138	75.00	
6' Wide Straight Gate	898142	898148	87.00	
7' Wide Straight Gate	898152	898158	97.00	
8' Wide Straight Gate	898162	898168	113.00	

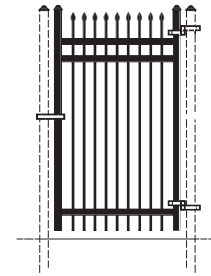
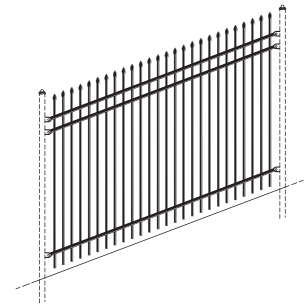


ATF Panels are 92" actual length • All gates listed are single swing and welded with 1-3/4" x 14 ga Gate Ends and Caps • Hinges sold separately

8' Length ATF Panels • 3/4" SQ x 18 ga Pickets • 1-7/16" W x 1.5" H x 14 ga Rails

## Classic - 3 Rail Picket Bottom, 3" Air Gap

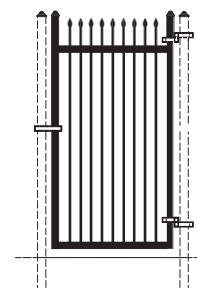
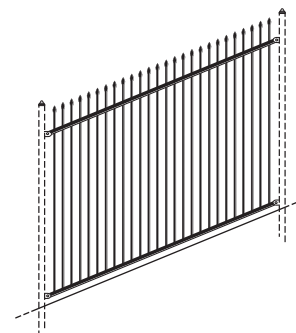
DESCRIPTION	PART NO. BLACK	PART NO. BRONZE	WEIGHT EA.	NOTES
<b>4' High ATF Panel</b>	896572	896578	74.00	
42" Wide Straight Gate	898352	898358	43.00	
4' Wide Straight Gate	898362	898368	48.00	
5' Wide Straight Gate	898372	898378	58.00	
6' Wide Straight Gate	898382	898388	67.00	
7' Wide Straight Gate	898392	898398	76.00	
8' Wide Straight Gate	898402	898408	88.00	
<b>5' High ATF Panel</b>	896582	896588	87.00	
42" Wide Straight Gate	898412	898418	51.00	
4' Wide Straight Gate	898422	898428	55.00	
5' Wide Straight Gate	898432	898438	69.00	
6' Wide Straight Gate	898442	898448	80.00	
7' Wide Straight Gate	898452	898458	90.00	
8' Wide Straight Gate	898462	898468	105.00	
<b>6' High ATF Panel</b>	896592	896598	100.00	
42" Wide Straight Gate	898472	898478	60.00	
4' Wide Straight Gate	898482	898488	64.00	
5' Wide Straight Gate	898492	898498	80.00	
6' Wide Straight Gate	898502	898508	93.00	
7' Wide Straight Gate	898512	898518	104.00	
8' Wide Straight Gate	898522	898528	118.00	



ATF Panels are 92" actual length • All gates listed are single swing and welded with 1-3/4" x 14 ga Gate Ends and Caps • Hinges sold separately

### Classic - 2 Rail Flush Bottom, 3" Air Gap

DESCRIPTION	PART NO. BLACK	PART NO. BRONZE	WEIGHT EA.	NOTES
<b>4' High ATF Panel</b>	896542	896548	66.00	
42" Wide Straight Gate	898172	898178	39.00	
4' Wide Straight Gate	898182	898188	39.00	
5' Wide Straight Gate	898192	898198	53.00	
6' Wide Straight Gate	898202	898208	61.00	
7' Wide Straight Gate	898212	898218	69.00	
8' Wide Straight Gate	898222	898228	80.00	
<b>5' High ATF Panel</b>	896552	896558	79.00	
42" Wide Straight Gate	898232	898238	48.00	
4' Wide Straight Gate	898242	898248	51.00	
5' Wide Straight Gate	898252	898258	64.00	
6' Wide Straight Gate	898262	898268	74.00	
7' Wide Straight Gate	898272	898278	83.00	
8' Wide Straight Gate	898282	898288	97.00	
<b>6' High ATF Panel</b>	896562	896568	92.00	
42" Wide Straight Gate	898292	898298	56.00	
4' Wide Straight Gate	898302	898308	60.00	
5' Wide Straight Gate	898312	898318	75.00	
6' Wide Straight Gate	898322	898328	87.00	
7' Wide Straight Gate	898332	898338	97.00	
8' Wide Straight Gate	898342	898348	113.00	

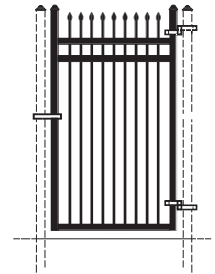
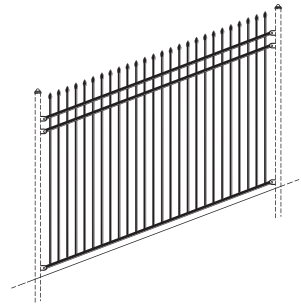


ATF Panels are 92" actual length • All gates listed are single swing and welded with 1-3/4" x 14 ga Gate Ends and Caps • Hinges sold separately

8' Length ATF Panels • 3/4" SQ x 18 ga Pickets • 1-7/16" W x 1.5" H x 14 ga Rails

## Classic - 3 Rail Flush Bottom, 3" Air Gap

DESCRIPTION	PART NO. BLACK	PART NO. BRONZE	WEIGHT EA.	NOTES
<b>4' High ATF Panel</b>	896602	896608	74.00	
42" Wide Straight Gate	898532	898538	43.00	
4' Wide Straight Gate	898542	898548	48.00	
5' Wide Straight Gate	898552	898558	58.00	
6' Wide Straight Gate	898562	898568	67.00	
7' Wide Straight Gate	898572	898578	76.00	
8' Wide Straight Gate	898582	898588	88.00	
<b>5' High ATF Panel</b>	896612	896618	87.00	
42" Wide Straight Gate	898592	898598	51.00	
4' Wide Straight Gate	898602	898608	55.00	
5' Wide Straight Gate	898612	898618	69.00	
6' Wide Straight Gate	898622	898628	80.00	
7' Wide Straight Gate	898632	898638	90.00	
8' Wide Straight Gate	898642	898648	105.00	
<b>6' High ATF Panel</b>	896622	896628	100.00	
42" Wide Straight Gate	898652	898658	60.00	
4' Wide Straight Gate	898662	898668	64.00	
5' Wide Straight Gate	898672	898678	80.00	
6' Wide Straight Gate	898682	898688	93.00	
7' Wide Straight Gate	898692	898698	104.00	
8' Wide Straight Gate	898702	898708	118.00	

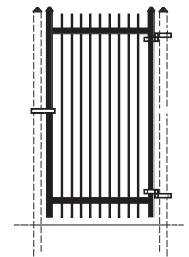
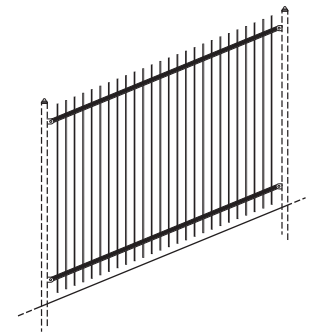


ATF Panels are 92" actual length • All gates listed are single swing and welded with 1-3/4" x 14 ga Gate Ends and Caps • Hinges sold separately



### Genesis - 2 Rail Picket Bottom, 3" Air Gap

DESCRIPTION	PART NO. BLACK	PART NO. BRONZE	WEIGHT EA.	NOTES
<b>4' High ATF Panel</b>	896752	896758	66.00	
42" Wide Straight Gate	899432	899438	39.00	
4' Wide Straight Gate	899442	899448	42.00	
5' Wide Straight Gate	899452	899458	53.00	
6' Wide Straight Gate	899462	899468	61.00	
7' Wide Straight Gate	899472	899478	69.00	
8' Wide Straight Gate	899482	899488	80.00	
<b>5' High ATF Panel</b>	896762	896768	79.00	
42" Wide Straight Gate	899492	899498	48.00	
4' Wide Straight Gate	899502	899508	51.00	
5' Wide Straight Gate	899512	899518	64.00	
6' Wide Straight Gate	899522	899528	74.00	
7' Wide Straight Gate	899532	899538	83.00	
8' Wide Straight Gate	899542	899548	97.00	
<b>6' High ATF Panel</b>	896772	896778	92.00	
42" Wide Straight Gate	899552	899558	56.00	
4' Wide Straight Gate	899562	899568	60.00	
5' Wide Straight Gate	899572	899578	75.00	
6' Wide Straight Gate	899582	899588	87.00	
7' Wide Straight Gate	899592	899598	97.00	
8' Wide Straight Gate	899602	899608	113.00	

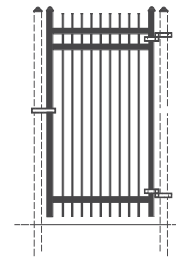
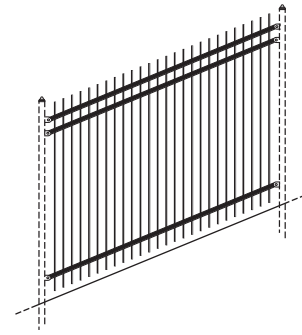


ATF Panels are 92" actual length • All gates listed are single swing and welded with 1-3/4" x 14 ga Gate Ends and Caps • Hinges sold separately

8' Length ATF Panels • 3/4" SQ x 18 ga Pickets • 1-7/16" W x 1.5" H x 14 ga Rails

## Genesis - 3 Rail Picket Bottom, 3" Air Gap

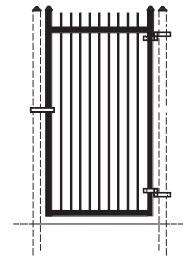
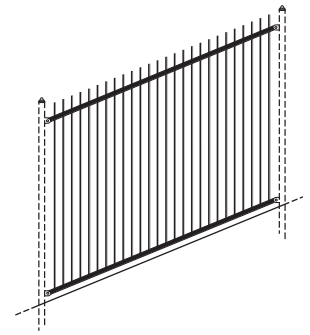
DESCRIPTION	PART NO. BLACK	PART NO. BRONZE	WEIGHT EA.	NOTES
<b>4' High ATF Panel</b>	896812	896818	74.00	
42" Wide Straight Gate	899792	899798	43.00	
4' Wide Straight Gate	899802	899808	48.00	
5' Wide Straight Gate	899812	899818	58.00	
6' Wide Straight Gate	899822	899828	67.00	
7' Wide Straight Gate	899832	899838	76.00	
8' Wide Straight Gate	899842	899848	88.00	
<b>5' High ATF Panel</b>	896822	896828	87.00	
42" Wide Straight Gate	899852	899858	51.00	
4' Wide Straight Gate	899862	899868	55.00	
5' Wide Straight Gate	899872	899878	69.00	
6' Wide Straight Gate	899882	899888	80.00	
7' Wide Straight Gate	899892	899898	90.00	
8' Wide Straight Gate	899902	899908	105.00	
<b>6' High ATF Panel</b>	896832	896838	100.00	
42" Wide Straight Gate	899912	899918	60.00	
4' Wide Straight Gate	899922	899928	64.00	
5' Wide Straight Gate	899932	899938	80.00	
6' Wide Straight Gate	899942	899948	93.00	
7' Wide Straight Gate	899952	899958	104.00	
8' Wide Straight Gate	899962	899968	118.00	



ATF Panels are 92" actual length • All gates listed are single swing and welded with 1-3/4" x 14 ga Gate Ends and Caps • Hinges sold separately

## Genesis - 2 Rail Flush Bottom, 3" Air Gap

DESCRIPTION	PART NO. BLACK	PART NO. BRONZE	WEIGHT EA.	NOTES
<b>4' High ATF Panel</b>	896782	896788	66.00	
42" Wide Straight Gate	899612	899618	39.00	
4' Wide Straight Gate	899622	899628	42.00	
5' Wide Straight Gate	899632	899638	53.00	
6' Wide Straight Gate	899642	899648	61.00	
7' Wide Straight Gate	899652	899658	69.00	
8' Wide Straight Gate	899662	899668	80.00	
<b>5' High ATF Panel</b>	896792	896798	79.00	
42" Wide Straight Gate	899672	899678	48.00	
4' Wide Straight Gate	899682	899688	51.00	
5' Wide Straight Gate	899692	899698	69.00	
6' Wide Straight Gate	899702	899708	74.00	
7' Wide Straight Gate	899712	899718	83.00	
8' Wide Straight Gate	899722	899728	97.00	
<b>6' High ATF Panel</b>	896802	896808	92.00	
42" Wide Straight Gate	899732	899738	56.00	
4' Wide Straight Gate	899742	899748	60.00	
5' Wide Straight Gate	899752	899758	75.00	
6' Wide Straight Gate	899762	899768	87.00	
7' Wide Straight Gate	899772	899778	97.00	
8' Wide Straight Gate	899782	899788	113.00	

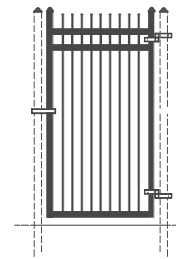
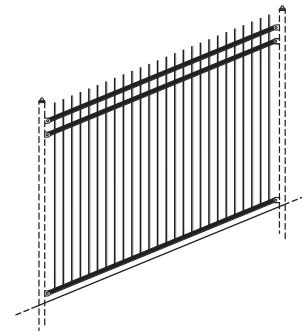


ATF Panels are 92" actual length • All gates listed are single swing and welded with 1-3/4" x 14 ga Gate Ends and Caps • Hinges sold separately

8' Length ATF Panels • 3/4" SQ x 18 ga Pickets • 1-7/16" W x 1.5" H x 14 ga Rails

## Genesis - 3 Rail Flush Bottom, 3" Air Gap

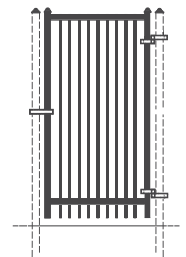
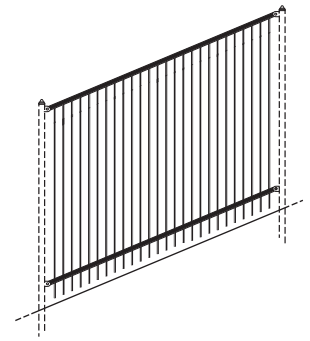
DESCRIPTION	PART NO. BLACK	PART NO. BRONZE	WEIGHT EA.	NOTES
<b>4' High ATF Panel</b>	896842	896848	74.00	
42" Wide Straight Gate	899972	899978	43.00	
4' Wide Straight Gate	899982	899988	48.00	
5' Wide Straight Gate	899992	899998	58.00	
6' Wide Straight Gate	900002	900008	67.00	
7' Wide Straight Gate	900012	900018	76.00	
8' Wide Straight Gate	900022	900028	88.00	
<b>5' High ATF Panel</b>	896852	896858	87.00	
42" Wide Straight Gate	900032	900038	51.00	
4' Wide Straight Gate	900042	900048	55.00	
5' Wide Straight Gate	900052	900058	69.00	
6' Wide Straight Gate	900062	900068	80.00	
7' Wide Straight Gate	900072	900078	90.00	
8' Wide Straight Gate	900082	900088	105.00	
<b>6' High ATF Panel</b>	896862	896868	100.00	
42" Wide Straight Gate	900092	900098	60.00	
4' Wide Straight Gate	900102	900108	64.00	
5' Wide Straight Gate	900112	900118	80.00	
6' Wide Straight Gate	900122	900128	93.00	
7' Wide Straight Gate	900132	900138	104.00	
8' Wide Straight Gate	900142	900148	118.00	



ATF Panels are 92" actual length • All gates listed are single swing and welded with 1-3/4" x 14 ga Gate Ends and Caps • Hinges sold separately

### Majestic - 2 Rail Picket Bottom, 3" Air Gap

DESCRIPTION	PART NO. BLACK	PART NO. BRONZE	WEIGHT EA.	NOTES
<b>4' High ATF Panel</b>	896992	896998	66.00	
42" Wide Straight Gate	900872	900878	39.00	
4' Wide Straight Gate	900882	900888	42.00	
5' Wide Straight Gate	900892	900898	53.00	
6' Wide Straight Gate	900902	900908	61.00	
7' Wide Straight Gate	900912	900918	69.00	
8' Wide Straight Gate	900922	900928	80.00	
<b>5' High ATF Panel</b>	897002	897008	79.00	
42" Wide Straight Gate	900932	900938	48.00	
4' Wide Straight Gate	900942	900948	51.00	
5' Wide Straight Gate	900952	900958	64.00	
6' Wide Straight Gate	900962	900968	74.00	
7' Wide Straight Gate	900972	900978	83.00	
8' Wide Straight Gate	900982	900988	97.00	
<b>6' High ATF Panel</b>	897012	897018	92.00	
42" Wide Straight Gate	900992	900998	56.00	
4' Wide Straight Gate	901002	901008	60.00	
5' Wide Straight Gate	901012	901018	75.00	
6' Wide Straight Gate	901022	901028	87.00	
7' Wide Straight Gate	901032	901038	97.00	
8' Wide Straight Gate	901042	901048	113.00	

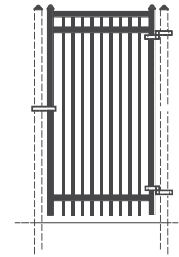
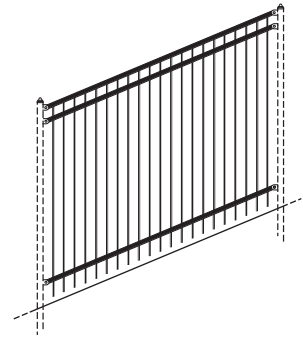


ATF Panels are 92" actual length • All gates listed are single swing and welded with 1-3/4" x 14 ga Gate Ends and Caps • Hinges sold separately

8' Length ATF Panels • 3/4" SQ x 18 ga Pickets • 1-7/16" W x 1.5" H x 14 ga Rails

## Majestic - 3 Rail Picket Bottom, 3" Air Gap

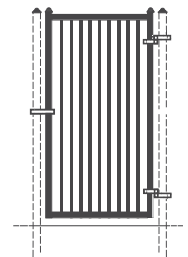
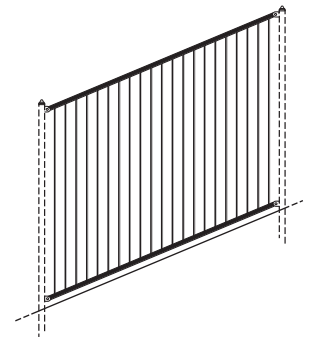
DESCRIPTION	PART NO. BLACK	PART NO. BRONZE	WEIGHT EA.	NOTES
<b>4' High ATF Panel</b>	897052	897058	74.00	
42" Wide Straight Gate	901232	901238	43.00	
4' Wide Straight Gate	901242	901248	48.00	
5' Wide Straight Gate	901252	901258	58.00	
6' Wide Straight Gate	901262	901268	67.00	
7' Wide Straight Gate	901272	901278	76.00	
8' Wide Straight Gate	901282	901288	88.00	
<b>5' High ATF Panel</b>	897062	897068	87.00	
42" Wide Straight Gate	901292	901298	51.00	
4' Wide Straight Gate	901302	901308	55.00	
5' Wide Straight Gate	901312	901318	69.00	
6' Wide Straight Gate	901322	901328	80.00	
7' Wide Straight Gate	901332	901338	90.00	
8' Wide Straight Gate	901342	901348	105.00	
<b>6' High ATF Panel</b>	897072	897078	100.00	
42" Wide Straight Gate	901352	901358	60.00	
4' Wide Straight Gate	901362	901368	64.00	
5' Wide Straight Gate	901372	901378	80.00	
6' Wide Straight Gate	901382	901388	93.00	
7' Wide Straight Gate	901392	901398	104.00	
8' Wide Straight Gate	901402	901408	118.00	



ATF Panels are 92" actual length • All gates listed are single swing and welded with 1-3/4" x 14 ga Gate Ends and Caps • Hinges sold separately

### Majestic - 2 Rail Flush Bottom, 3" Air Gap

DESCRIPTION	PART NO. BLACK	PART NO. BRONZE	WEIGHT EA.	NOTES
<b>4' High ATF Panel</b>	897022	897028	66.00	
42" Wide Straight Gate	901052	901058	39.00	
4' Wide Straight Gate	901062	901068	42.00	
5' Wide Straight Gate	901072	901078	53.00	
6' Wide Straight Gate	901082	901088	61.00	
7' Wide Straight Gate	901092	901098	69.00	
8' Wide Straight Gate	901102	901108	80.00	
<b>5' High ATF Panel</b>	897032	897038	79.00	
42" Wide Straight Gate	901112	901118	48.00	
4' Wide Straight Gate	901122	901128	51.00	
5' Wide Straight Gate	901132	901138	64.00	
6' Wide Straight Gate	901142	901148	74.00	
7' Wide Straight Gate	901152	901158	83.00	
8' Wide Straight Gate	901162	901168	97.00	
<b>6' High ATF Panel</b>	897042	897048	92.00	
42" Wide Straight Gate	901172	901178	56.00	
4' Wide Straight Gate	901182	901188	60.00	
5' Wide Straight Gate	901192	901198	75.00	
6' Wide Straight Gate	901202	901208	87.00	
7' Wide Straight Gate	901212	901218	97.00	
8' Wide Straight Gate	901222	901228	113.00	



ATF Panels are 92" actual length • All gates listed are single swing and welded with 1-3/4" x 14 ga Gate Ends and Caps • Hinges sold separately

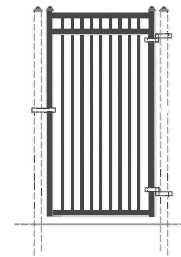
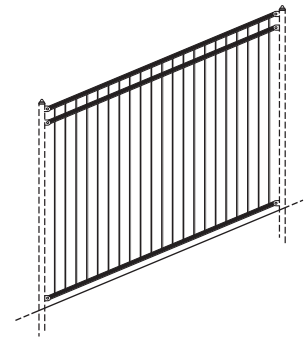
# Montage Plus® - 3"



8' Length ATF Panels • 3/4" SQ x 18 ga Pickets • 1-7/16" W x 1.5" H x 14 ga Rails

## Majestic - 3 Rail Flush Bottom, 3" Air Gap

DESCRIPTION	PART NO. BLACK	PART NO. BRONZE	WEIGHT EA.	NOTES
<b>4' High ATF Panel</b>	897082	897088	74.00	
42" Wide Straight Gate	901412	901418	43.00	
4' Wide Straight Gate	901422	901428	48.00	
5' Wide Straight Gate	901432	901438	58.00	
6' Wide Straight Gate	901442	901448	67.00	
7' Wide Straight Gate	901452	901458	76.00	
8' Wide Straight Gate	901462	901468	88.00	
<b>5' High ATF Panel</b>	897092	897098	87.00	
42" Wide Straight Gate	901472	901478	51.00	
4' Wide Straight Gate	901482	901488	55.00	
5' Wide Straight Gate	901492	901498	69.00	
6' Wide Straight Gate	901502	901508	80.00	
7' Wide Straight Gate	901512	901518	90.00	
8' Wide Straight Gate	901522	901528	105.00	
<b>6' High ATF Panel</b>	897102	897108	100.00	
42" Wide Straight Gate	901532	901538	60.00	
4' Wide Straight Gate	901542	901548	64.00	
5' Wide Straight Gate	901552	901558	80.00	
6' Wide Straight Gate	901562	901568	93.00	
7' Wide Straight Gate	901572	901578	104.00	
8' Wide Straight Gate	901582	901588	118.00	



ATF Panels are 92" actual length • All gates listed are single swing and welded with 1-3/4" x 14 ga Gate Ends and Caps • Hinges sold separately

OS-90


Specifications Subject To Change Without Notice. For Policy and Terms, Please Refer to Page COV-1. Copyright © Master Halco, Inc. 2018



## 8' Length ATF Panels • 3/4" SQ x 18 ga Pickets • 1-7/16" W x 1.5" H x 14 ga Rails

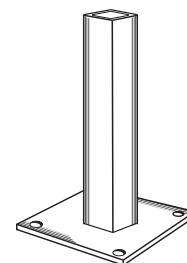
### 2-1/2" SQ Posts / Galvanized and Polyester Powder Coated • Post Cap included

DESCRIPTION	PART NO. BLACK	PART NO. BRONZE	WEIGHT EA.	NOTES
2-1/2" SQ x 6' 16 ga	897232	897238	12.00	
2-1/2" SQ x 7' 16 ga	897242	897248	14.00	
2-1/2" SQ x 8' 16 ga	897252	897258	16.00	
2-1/2" SQ x 9' 16 ga	897262	897268	18.00	
2-1/2" SQ x 8' 14 ga	906062	906068	19.70	
2-1/2" SQ x 9' 14 ga	906072	906078	22.05	
2-1/2" SQ x 10' 14 ga	906082	906088	24.50	
2-1/2" SQ x 11' 14 ga	906092	906098	26.95	



### 2-1/2" SQ Posts with 5" SQ x 1/4" Welded Plate / Galvanized and Polyester Powder Coated • Post Cap included

DESCRIPTION	PART NO. BLACK	PART NO. BRONZE	WEIGHT EA.	NOTES
2-1/2" SQ x 4' 12 ga	983282	—	16.00	
2-1/2" SQ x 5' 12 ga	983292	—	19.00	
2-1/2" SQ x 6' 12 ga	983322	—	22.00	
2-1/2" SQ x 7' 12 ga	269A00	—	25.00	
2-1/2" SQ x 8' 12 ga	983262	—	28.00	



**NOTE:** Fasteners for anchoring base plate not included.

### 2-1/2" SQ Post Cap

DESCRIPTION	PART NO. BLACK	PART NO. BRONZE	WEIGHT EA.	NOTES
2-1/2" SQ Ball Post Cap	451522	451528	1.50	



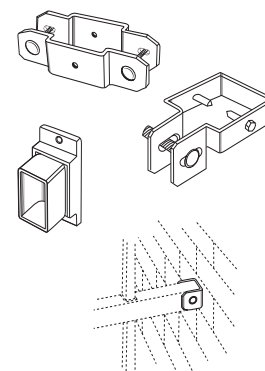
### Hardware

DESCRIPTION	PART NO. BLACK	PART NO. BRONZE	BOX QTY	WEIGHT EA.	NOTES
2-1/2" Line Bracket (2 per bag)*	012422	902358	80	1.68	
2-1/2" Universal Boulevard Bracket (2 per bag)*	012421	902338	80	0.84	
2-1/2" Swivel Angle Bracket (2 per bag)	902342	902348	80	0.40	
2-1/2" Flat Back Bracket (2 per bag)*	012423	902598	80	0.54	
Socket for Tri Groove Nut	495400	—	1	0.09	

#### Invincible Specific Hardware

2-1/2" Inv Line Bracket (2 per bag)*	012445	902358	24	1.68	
2-1/2" Inv Flat Back Bracket (2 per bag)*	012424	902598	50	0.54	

\* Use Tri Groove Nut

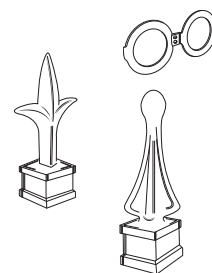


ATF Panels are 92" actual length • All gates listed are single swing and welded with 1-3/4" x 14 ga Gate Ends and Caps • Hinges sold separately

## 8' Length ATF Panels • 3/4" SQ x 18 ga Pickets • 1-7/16" W x 1.5" H x 14 ga Rails


### Accessories

DESCRIPTION	PART NO. BLACK	PART NO. BRONZE	WEIGHT EA.	NOTES
3/4" Triad Finial	907022	907028	0.38	
3/4" Quad Flare Finial	451642	451648	0.32	
Corona Rings (need 11 per panel)	902312	902312	0.70	



### Touch Up


DESCRIPTION	PART NO. BLACK	PART NO. BRONZE	PART NO. GRAY	WEIGHT EA.	NOTES
Touch Up Paint Can	447992	447998	—	1.08	
Cold Galvanize Aerosol - dull gray	—	—	012321	1.25	
Zinc Brite Aerosol - bright silver	—	—	036412	1.00	



### Gate Ends 1-3/4" SQ / Galvanized and Polyester Powder Coated • Caps included • 14 gauge

DESCRIPTION	PART NO. BLACK	PART NO. BRONZE	WEIGHT EA.	NOTES
4' Gate End	902562	902568	3.83	
5' Gate End	902572	902578	4.00	
6' Gate End	902582	902588	4.95	

**NOTE:** Actual length is 2" less than size shown.



### Bolt On Gate Hardware / Galvanized and Polyester Powder Coated

DESCRIPTION	PART NO. BLACK	PART NO. BRONZE	WEIGHT EA.	NOTES
Single Swing Gate Hardware Kit	598332	598338	5.00	
Double Swing Gate Hardware Kit	598342	598348	15.00	

Single Swing Gate Hardware Kit includes 2 frame hinges, 2 post hinges, 1 latch fork, and 1 latch hanger

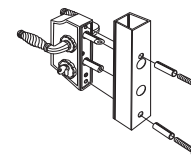
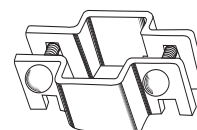
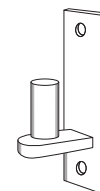
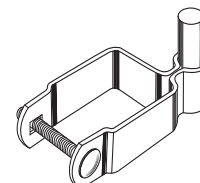
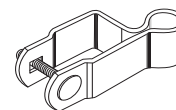
Double Swing Gate Hardware Kit includes 6 frame hinges, 4 post hinges, 1 latch fork, 1 latch hanger, and 1 drop rod 48"



ATF Panels are 92" actual length • All gates listed are single swing and welded with 1-3/4" x 14 ga Gate Ends and Caps • Hinges sold separately

### Gate Hardware

DESCRIPTION	PART NO. BLACK	PART NO. BRONZE	BOX QTY.	WEIGHT EA.	NOTES
<b>Frame Hinge /</b> Fasteners included					
Frame Hinge for 1-3/4" Frame (2 per bag)	447852	447858	100	0.66	
<b>Post Hinges /</b> Fasteners included					
2-1/2" SQ Post Hinge with 5/8" Pin	447832	447838	50	1.06	
<b>Plate Pintle /</b> Without fasteners					
Plate Pintle - attach to walls or other flat surface	444152	444158	100	0.44	
<b>Latch Hanger /</b> Bolts included					
Fork Latch Hanger for 1-3/4" Frame	447862	447868	100	0.60	
<b>Latch Forks</b>					
Fork Latch for 1-3/4" Frame	447872	447878	50	0.42	
Fork Latch for 2-1/2" SQ Post	447882	447888	50	0.52	
<b>Security Latch /</b> Fasteners included					
Keyed for 1-3/4" to 2" Frame	451622	—	1	4.00	
<b>Drop Rod /</b> Requires two 1-3/4" Frame Hinges					
5/8" x 48" Drop Rod	444162	444168	1	4.00	



ATF Panels are 92" actual length • All gates listed are single swing and welded with 1-3/4" x 14 ga Gate Ends and Caps • Hinges sold separately

## Gate Hinge and Latch Information

### Single Swing Gates

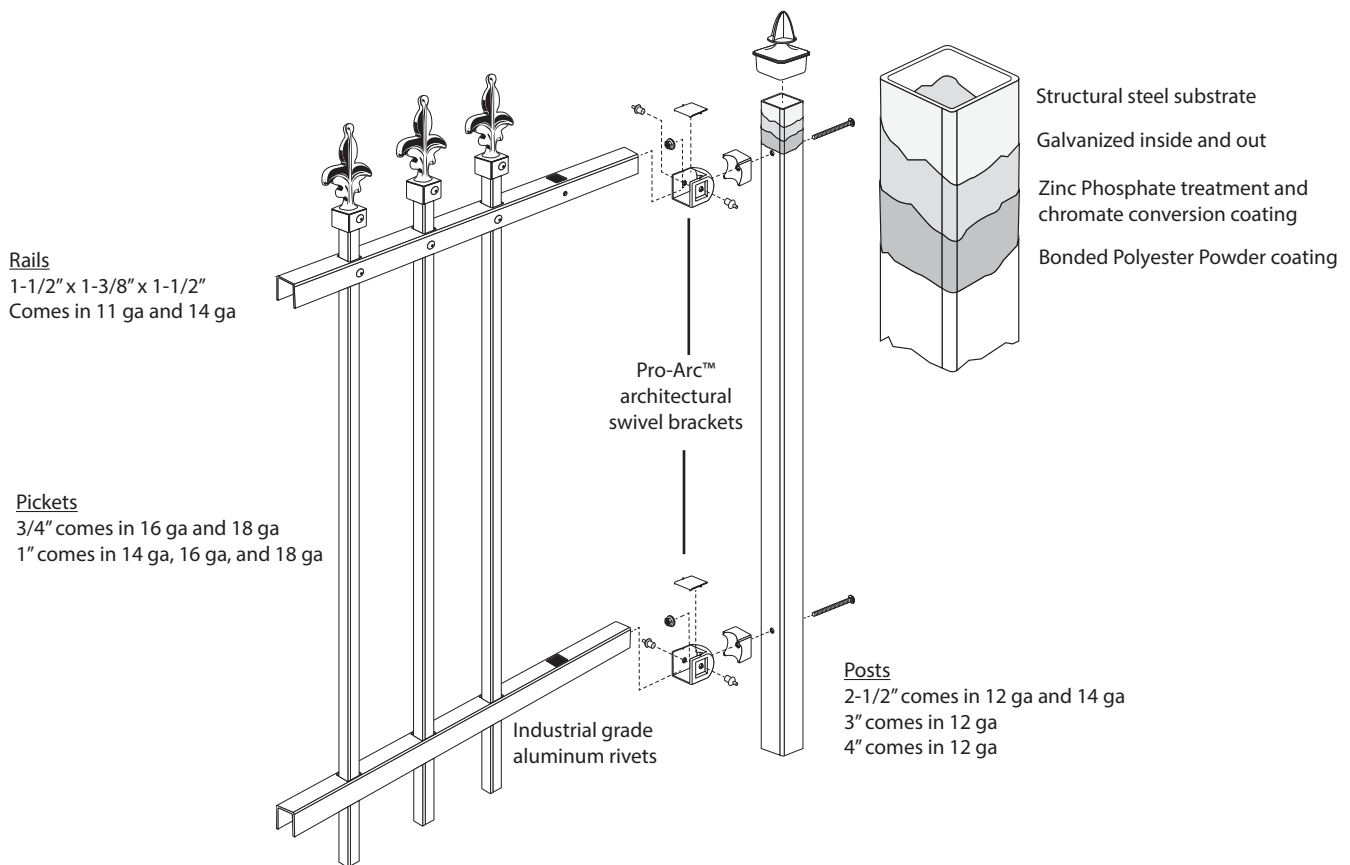
OPENING	LEAF WIDTH	BOX HINGE KITS (IGBSX25 / IGBSX3)			HEAVY COMMERCIAL HINGE KITS (HGBS-25 / HGBS-3 / HGBS-4)			INDUSTRIAL HINGE KITS (IGBS-25 / IGBS-3 / IGBS-4)		
		HINGE CLEARANCE	LATCH CLEARANCE	GATE POST SPACING	HINGE CLEARANCE	LATCH CLEARANCE	GATE POST SPACING	HINGE CLEARANCE	LATCH CLEARANCE	GATE POST SPACING
3.5'	40"	2"	2"	44"	1.25"	3"	44.25"	1.5"	3"	44.5"
4'	49.5"	2"	2"	53.5"	1.25"	3"	53.75"	1.5"	3"	54"
5'	58.75"	2"	2"	62.75"	1.25"	3"	63"	1.5"	3"	63.25"
6'	68"	2"	2"	72"	1.25"	3"	72.25"	1.5"	3"	72.5"
7'	86.75"	2"	2"	90.75"	1.25"	3"	91"	1.5"	3"	91.25"
8'	95.5"	2"	2"	99.5"	1.25"	3"	99.75"	1.5"	3"	100"
9'	105.5"	2"	2"	109.5"	1.25"	3"	109.75"	1.5"	3"	110"
10'	114.75"	2"	2"	118.75"	1.25"	3"	119"	1.5"	3"	119.25"
11'	133.5"	2"	2"	137.5"	1.25"	3"	137.75"	1.5"	3"	138"
12'	143"	2"	2"	147"	1.25"	3"	147.75"	1.5"	3"	147.5"
13'	152.25"	2"	2"	156.25"	1.25"	3"	156.5"	1.5"	3"	156.75"
14'	171"	2"	2"	175"	1.25"	3"	175.25"	1.5"	3"	175.5"
15'	180.25"	2"	2"	184.25"	1.25"	3"	184.5"	1.5"	3"	184.75"
16'	189.25"	2"	2"	193.75"	1.25"	3"	194"	1.5"	3"	194.25"

### Double Swing Gates

OPENING	LEAF WIDTH	BOX HINGE KITS (IGBSX25 / IGBSX3)			HEAVY COMMERCIAL HINGE KITS (HGBS-25 / HGBS-3 / HGBS-4)		
		HINGE CLEARANCE	LATCH CLEARANCE	GATE POST SPACING	HINGE CLEARANCE	LATCH CLEARANCE	GATE POST SPACING
7'	40"	2"	2"	86"	1.25"	3"	85.5"
8'	49.5"	2"	2"	105"	1.25"	3"	104.5"
10'	58.75"	2"	2"	123.5"	1.25"	3"	123"
12'	68"	2"	2"	142"	1.25"	3"	141.5"
14'	86.75"	2"	2"	179.5"	1.25"	3"	179"
16'	95.5"	2"	2"	197"	1.25"	3"	196.5"
18'	105.5"	2"	2"	217"	1.25"	3"	216.5"
20'	114.75"	2"	2"	235.5"	1.25"	3"	235"
22'	133.5"	2"	2"	273"	1.25"	3"	272.5"
24'	143"	2"	2"	292"	1.25"	3"	291.5"
26'	152.25"	2"	2"	310.5"	1.25"	3"	310"
28'	171"	2"	2"	348"	1.25"	3"	347.5"
30'	180.25"	2"	2"	366.5"	1.25"	3"	366"
32'	189.75"	2"	2"	385.5"	1.25"	3"	385"

**NOTE:** Gate Post Spacing is from inside post to inside post and can vary slightly with hinge and latch selection.

ATF Panels are 92" actual length • All gates listed are single swing and welded with 1-3/4" x 14 ga Gate Ends and Caps • Hinges sold separately




## Crafted Elegance, Customized Construction for Residential, Commercial and Industrial Steel Ornamental


### Product Features

- Riveted, pre-assembled panels provides strength and biasability to accommodate uneven surfaces
- Pro Arc architectural swivel brackets adjust 30° up/down/left/right to professionally handle complex installations
- Durable, high performance polyester powder coating provides gloss and color protection in the harshest environments and is maintenance free
- Wide selection of styles to complement any residential, commercial, or industrial property
- Style matching, fully welded Swing Gates and Cantilever Gates are available for a complete fence system
- Full line of decorative accessories available
- Custom design capabilities
- Made in USA
- 15 Year Limited Warranty


Special Order Riveted Steel Ornamental



Estate A




Estate B




Estate F



Estate G



Estate K




Estate L




Imperial A




Imperial B



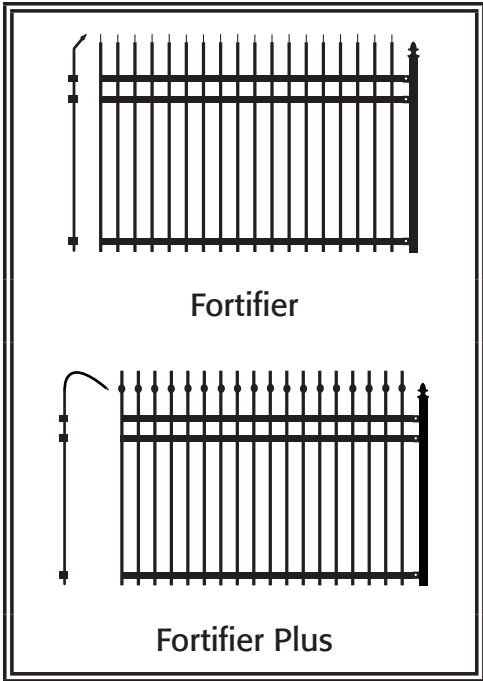
Imperial D



Imperial D Modified



Imperial E



Fortifier

Fortifier Plus

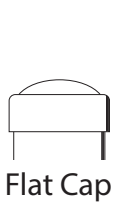
Fence Options

HEIGHTS	4', 5', 6', 7', 8'
COLORS	Black, White, Green, Bronze
PICKETS	3/4" 18 ga 3/4" 16 ga 1" 18 ga 1" 16 ga 1" 14 ga
POSTS	2-1/2" 14 ga 2-1/2" 12 ga 3" 12 ga 4" 12 ga
FINIALS	Triad, Quad Flair (available for Estate F and Estate G)

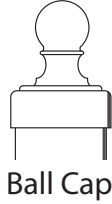
### Gates Options

	AVAILABLE WIDTHS
<b>SINGLE SWING</b>	3', 4', 5'
<b>DOUBLE SWING</b>	8', 10', 12', 14', 16'
<b>CANTILEVER</b>	8', 10', 12', 14', 16', 18', 20', 22', 24', 26', 28'

### Post Cap Options

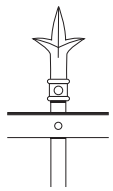


Flat Cap

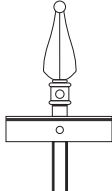


Ball Cap

### Finial Options for Estate F and Estate G



Triad



Quad Flair

### Contact Your Branch to Order

1. Panel style:
2. Fence height:
3. Color:
4. Picket size:
5. Post size:
6. Post cap type:
7. Finial style (option for Estate F and Estate G):
8. Length of the fence (not including gate widths):
9. # of line posts:
10. # of end posts:
12. # of corner posts:
13. Gate widths and gate style(s):
14. Gate post size(s):



Straight Single Swing Gate



Arch Single Swing Gate




Straight Double Swing Gate



Arch Double Swing Gate



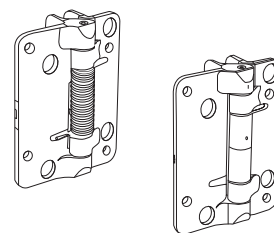
Estate Arch Double Swing Gate



Cantilever Gate

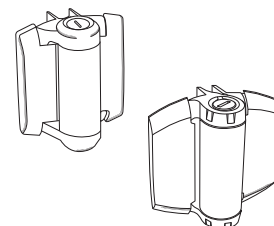
## KwikFit Hinge / Sold by the pair

DESCRIPTION	PART NO. BLACK	GATE WEIGHT LIMIT	FIXED GATE GAP	WEIGHT PR.	NOTES
Fixed Tension - KFS	198022	45 lbs	3/4"	0.70	
Plain Pivoting - KFP	198042	55 lbs	3/4"	0.70	



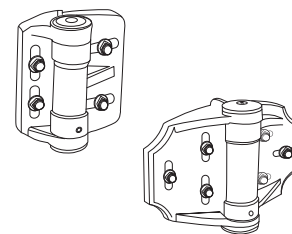
## TruClose Hinge / Standard - Sold by the pair

DESCRIPTION	PART NO. BLACK	GATE WEIGHT LIMIT	GATE GAP RANGE	IDEAL GATE GAP	WEIGHT PR.	NOTES
Regular - TCA1S3BT	044440	66 lbs	11/32" to 7/8"	3/4"	0.54	
Heavy Duty - TCHD1AS3BT	448044	154 lbs	11/32" to 1"	3/4"	1.35	



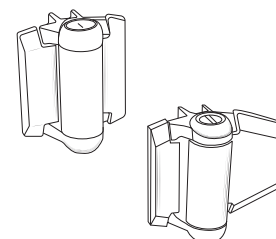
## TruClose Hinge / Multi-Adjustable - Sold by the pair

DESCRIPTION	PART NO. BLACK	GATE WEIGHT LIMIT	GATE GAP RANGE	IDEAL GATE GAP	WEIGHT PR.	NOTES
Mini - TCAMA1	198013	55 lbs	7/8" to 1-1/2"	1-1/8"	1.20	
Mini - TCAMA2	036434	55 lbs	7/8" to 2"	1-3/8"	1.00	
Heavy Duty - TCHDMA1	198002	132 lbs	5/8" to 1-3/8"	1"	2.40	



## TruClose Hinge / Alignment Legs - Sold by the pair

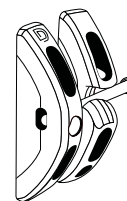
DESCRIPTION	PART NO. BLACK	GATE WEIGHT LIMIT	FIXED GATE GAP	WEIGHT PR.	NOTES
Regular - TCA1L2S3BT	448252	66 lbs	13/16"	0.62	
Heavy Duty - TCHD1AL2S-3BT	048046	154 lbs	13/16"	1.50	
Heavy Duty - TCHD1L2S3BT	448022	154 lbs	13/16"	1.50	





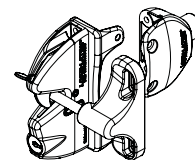
## T-Latch® / Padlockable, Padlock not included

DESCRIPTION	PART NO. BLACK	GATE GAP RANGE	WEIGHT EA.	NOTES
T-Latch	010972	3/8" to 1-3/4"	0.10	

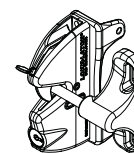


## LokkLatch® Key Lockable

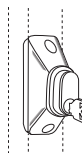
DESCRIPTION	PART NO. BLACK	MAX. POST SIZE	GATE GAP RANGE	WEIGHT EA.	NOTES
Regular with External Access Kit (EAK) - LLAAB	108902	6"	3/8" to 1-3/8"	1.00	
Regular - LLAA	044473	6"	3/8" to 1-3/8"	0.45	
External Access Kit (EAK) - LLB	044471	N/A	N/A	0.20	



108902



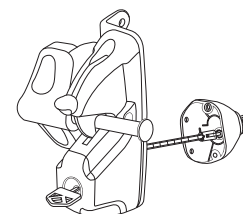
044473



044471

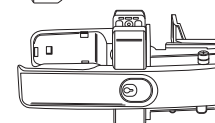
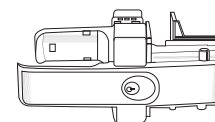
## LokkLatch® Deluxe / Operates and locks from both sides of gate • Includes EAK

DESCRIPTION	PART NO. BLACK	MAX. POST SIZE	GATE GAP RANGE	WEIGHT EA.	NOTES
Uses Unique Key - LLDAB-K	108912	6"	5/8" to 1-1/2"	1.50	
Uses Standard D&D Key - LLDAB-KSA	044487	6"	5/8" to 1-1/2"	1.32	



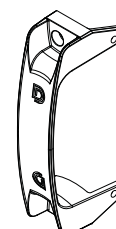
## LokkLatch® Magnetic / Operates and locks from both sides of gate

DESCRIPTION	PART NO.	POST SIZE RANGE	GATE GAP RANGE	IDEAL GATE GAP	WEIGHT EA.	NOTES
Black Finish - LLMKABT	009092	1-1/2" to 6"	3/8" to 1-1/4"	3/4"	1.92	
Satin Finish - LLMKAST	009094	1-1/2" to 6"	3/8" to 1-1/4"	3/4"	1.92	



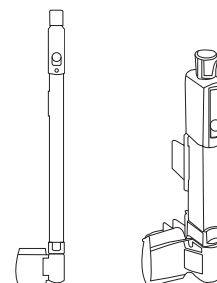
## LokkLatch® Gate Handle / Fits right or left hand openings

DESCRIPTION	PART NO. BLACK	WEIGHT EA.	NOTES
Gate Handle - LL3GH	044476	0.12	



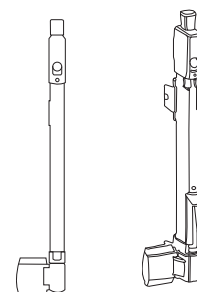
## MagnaLatch® Series 3 / 6 pin re-keyable security lock

DESCRIPTION	PART NO. BLACK	MIN. GATE HEIGHT	GATE GAP RANGE	WEIGHT EA.	NOTES
Top Pull - ML3TPKA	009449	48"	1/2" to 1-1/2"	1.71	
Vertical Pull - ML3VPA	009450	60"	1/2" to 1-1/2"	1.38	



## MagnaLatch® Alert / Visual and audible alarm when gate is unlatched, 6 pin re-keyable security lock

DESCRIPTION	PART NO. BLACK	MIN. GATE HEIGHT	GATE GAP RANGE	WEIGHT EA.	NOTES
Top Pull - ML3ATPKA	010037	48"	1/2" to 1-1/2"	2.02	
Vertical Pull - ML3AVPKA	010038	60"	1/2" to 1-1/2"	1.62	



## Q-Bolt Drop Rod / Padlockable, Padlock not included

DESCRIPTION	PART NO. BLACK	WEIGHT EA.	NOTES
24" H - QB124	424B00	2.60	
40" H - QB140	007951	4.96	



## Lokk Bolt Drop Rod / 6-pin, re-keyable lock

DESCRIPTION	PART NO. BLACK	WEIGHT EA.	NOTES
24" H - 124BX-KSA	198112	3.16	



## **Temporary Panels and Windscreen**

Page SP-1

## **Barricades**

Pages SP-2

## **Kennels**

Page SP-3

## **Access Controls**

Pages SP-4 to SP-9


## **E-Z Rail Fittings**

Pages SP-10 to SP-11



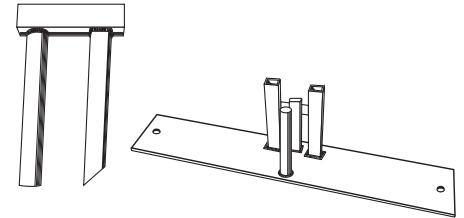
### Welded Wire Temporary Panel / 2" W x 4" H Mesh • 1" SQ Tube Frame

DESCRIPTION	PART NO. GREY	PART NO. BLUE	QTY.	WEIGHT EA.	NOTES
10' L x 6' H	488K00	826W00	1	68.00	




### Temporary Panel Hardware

DESCRIPTION	PART NO. BLUE	QUANTITY	WEIGHT EA.	NOTES
8" Top Clip	038H00	1	1.00	
4-Prong Base	037H00	1	13.00	



### Windscreen / Re-enforced binding all 4 sides • Grommets 24" spacing • 85% sunblock

DESCRIPTION	PART NO. GREEN	PART NO. BLACK	WEIGHT RL.	NOTES
5' 8" x 50'	148F00	00884	10.00	
7' 8" x 50'	149F00	008843	12.00	



### Zip Ties

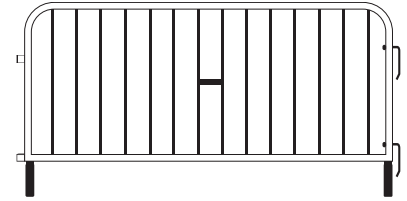
DESCRIPTION	PART NO. BLACK	BAG QTY.	WEIGHT EA.	NOTES
50 lb. strength - Black	005965	100	0.29	



## Barricades - Special Order

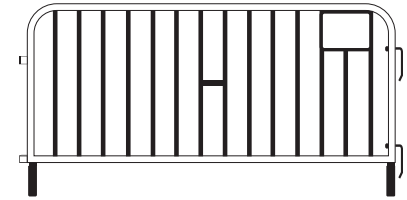
### Light Duty / 1-1/2" OD Frame, 19 gauge with 15 bars .050" OD x 22 gauge

DESCRIPTION	PART NO.	BUNDLE QTY/ SKID QTY	WEIGHT EA.	NOTES
42" H x 90" L	011539	60	33.00	



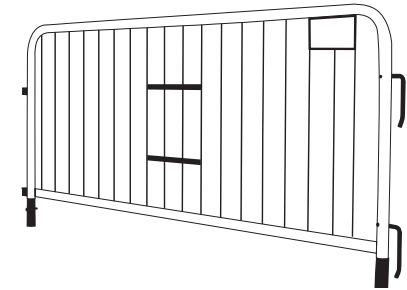
### Heavy Duty / 1-5/8" OD Frame x .065" with 18 bars of 3/4" x 16 gauge

DESCRIPTION	PART NO.	BUNDLE QTY/ SKID QTY	WEIGHT EA.	NOTES
42" H x 90" L	011540	60	55.00	



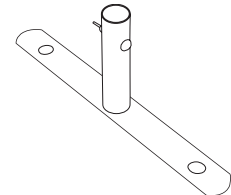
### Heavy Duty / 1-5/8" OD Frame x .065" with 18 bars of 3/4" x 16 gauge

DESCRIPTION	PART NO.	BUNDLE QTY/ SKID QTY	WEIGHT EA.	NOTES
72" H x 90" L	011541	38	78.00	



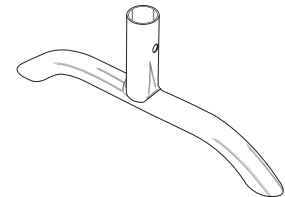
### T-Stand with Bolt and Pin

DESCRIPTION	PART NO.	WEIGHT EA.	NOTES
21" L x 8-1/2" H	011542	6.00	



### Y Stand with Bolt & Pin

DESCRIPTION	PART NO.	WEIGHT EA.	NOTES
21" L x 8-1/2" H	011543	6.00	



### Wheel Stand with Bolt & Pin


DESCRIPTION	PART NO.	WEIGHT EA.	NOTES
6-1/4" H	011544	3.00	






### Chain Link Kennel / 2-in-1 Box Kennel • Round Tube Frame • 12 Gauge Wire

DESCRIPTION	PART NO.	BOX WEIGHT	NOTES
5' Wide x 10' Long x 6' High <b>or</b> 8' Wide x 6.5' Long x 6' High	010506	107.00	



### Welded Wire Kennel / Square Tube Frame • 2" x 4" Mesh • 8 Gauge Wire

DESCRIPTION	PART NO. BLACK	BOX WEIGHT	NOTES
4' Wide x 8' Long x 6' High w/ Cover	010505	109.00	

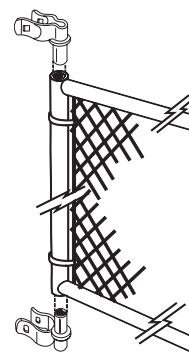


### Kennel Hinge / Pressed Steel – Galvanized • For square welded gates

DESCRIPTION	PART NO.	PER SACK	WEIGHT EA.	NOTES
1-3/8"	014451	50	0.49	

Use 5/16" x 2" Carriage Bolt – Pt. #010715

**NOTE:** This Hinge reduces clearance between Frame and Gate to approximately 3/8".  
The Gate itself (one side) becomes a part of the Hinge Assembly, and takes the place of the regular Frame Hinge.

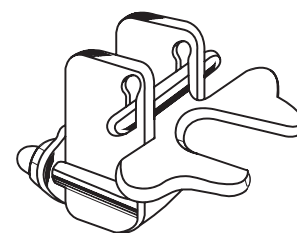


### Kennel Flip Latch / Pressed Steel – Galvanized • Includes bolts and nuts

DESCRIPTION	PART NO.	PER SACK	WEIGHT EA.	NOTES
1-3/8" x 1-3/8" - Poly Bag	016550	10	1.00	

**NOTE:** 7/8" clearance.

**NOTE:** Patent No. 3,907,345

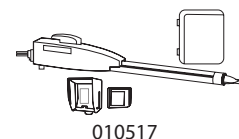


### LA400 Residential Swing Gate Linear Actuator

DESCRIPTION	PART NO.	MODEL PART NO.	GATE LIMIT / CYCLES PER DAY	WEIGHT EA.
24V DC Linear Actuator Kit	010517	LA400PKG	16 ft Length or up to 850 lbs / 100 cycles per day	51.00
Second Swing Arm Actuator Kit for LA400	095364	LA400DCS	—	26.00

LA400PKG includes 1 primary arm, hardware, and controller.

LA400DCS includes 1 secondary arm, hardware, and 40' cable.



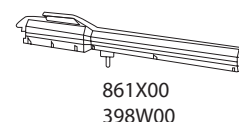
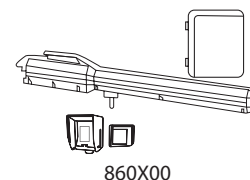
### LA500 Residential/Light Commercial Swing Gate Linear Actuator

DESCRIPTION	PART NO.	MODEL PART NO.	GATE LIMIT / CYCLES PER DAY	WEIGHT EA.
24V DC Linear Actuator	860X00	LA500PKG	18 ft Length or up to 1,600 lbs / 300 cycles per day	78.00
Primary Swing Arm for LA500	861X00	LA500DC	—	26.00
Second Swing Arm for LA500	398W00	LA500DCS	—	35.00

LA500PKG includes 1 primary arm, hardware, and controller.

LA500DC includes 1 primary arm.

LA500DCS includes 1 secondary arm.

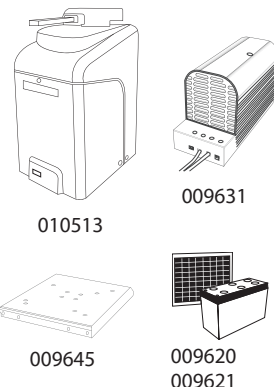


All LiftMaster gate operators include one set of LMMRU photo eyes and built in Security+ 2.0 on-board receiver



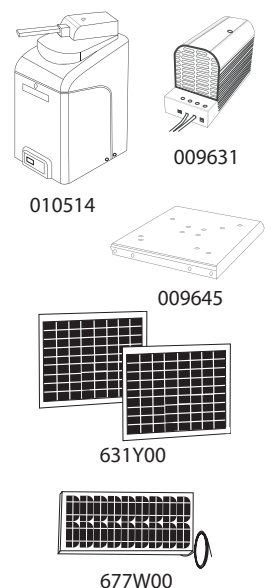
### RSW12U Residential / Light Commercial Swing Gate Operator

DESCRIPTION	PART NO.	MODEL PART NO.	GATE LIMIT / CYCLES PER HOUR	WEIGHT EA.
12V DC Swing Gate Operator	010513	RSW12U	16 ft Length or up to 1000 lbs / 250 cycles per day	179.00
Heater unit for RSW12U	009631	HTR	—	3.50
Mounting plate for post mount	009645	MPEL	—	40.10
12V Solar Kit 7Ah	009620	20W7A	—	15.00
12V Solar Kit 33Ah	009621	20W33A	—	34.00



### CSW24U High-Traffic Commercial Swing Gate Operator

DESCRIPTION	PART NO.	MODEL PART NO.	GATE LIMIT / CYCLES PER HOUR	WEIGHT EA.
24V DC Swing Gate Operator	010514	CSW24U	18 ft Length or up to 1,600 lbs / Continuous	203.00
Heater unit for CSW24U	009631	HTR	—	3.50
Mounting plate for post mounting	009645	MPEL	—	40.10
20W Solar Conversion Kit (Panel & Harness)	631Y00	210W	—	74.00
Heavy Duty 20W Solar Conversion Kit (Panel, 33Ah battery, & Harness)	677W00	40W33A	—	67.00



All LiftMaster gate operators include one set of LMMRU photo eyes and built in Security+ 2.0 on-board receiver

## Access Controls • LiftMaster

### RSL12U Residential / Light Commercial Slide Gate Operator

DESCRIPTION	PART NO.	MODEL PART NO.	GATE LIMIT / CYCLES PER DAY	WEIGHT EA.
12V DC Slide Gate Operator	010520	RSL12U	25 ft Length or up to 800 lbs / 120 per day	105.50
Heater unit for RSL12U	009631	HTR	—	3.50
Additional #41 Chain 10' L with Master Link	876W00	1941240D	—	5.00
Mounting plate for post mounting	009645	MPEL	—	40.10
12V Solar Kit 7Ah	009620	20W7A	—	15.00
12V Solar Kit 33Ah	009621	20W33A	—	34.00



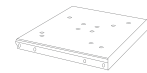
010520



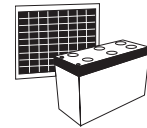
009631



876W00



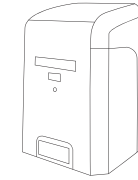
009645



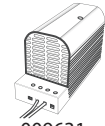
009620  
009621

### CSL24U High-Traffic Commercial Slide Gate Operator


DESCRIPTION	PART NO.	MODEL PART NO.	GATE LIMIT / CYCLES PER HOUR	WEIGHT EA.
24V DC Slide Gate Operator	010521	CSL24U	50 ft Length or up to 1,500 lbs / Continuous	139.40
Heater unit for CLS24U	009631	HTR	—	3.50
Additional #41 Chain 10' L with Master Link	876W00	1941240D	—	5.00
Mounting plate for post mounting	009645	MPEL	—	40.10
20W Solar Conversion Kit (Panel & Harness)	631Y00	210W	—	74.00
Heavy Duty 20W Solar Conversion Kit (Panel, 33Ah battery, & Harness)	677W00	40W33A	—	67.00



010521




009631



876W00



009645



631Y00

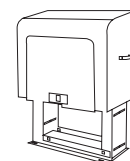


677W00


All LiftMaster gate operators include one set of LMMRU photo eyes and built in Security+ 2.0 on-board receiver

### SL585 AC Heavy Duty Commercial Slide Gate Operators


DESCRIPTION	PART NO.	MODEL PART NO.	GATE LIMIT / CYCLES PER HOUR	WEIGHT EA.
115V/208V/230V AC Slide Gate Operator 1/2HP - 1 Phase	010525	SL585501U	45 ft Length or up to 1,000 lbs / 20 per hour	223.30
115V/208V/230V AC Slide Gate Operator 1 HP - 1 Phase	010526	SL585101U	70 ft Length or up to 1,600 lbs / 20 per hour	250.00
208V/230V/460V AC Slide Gate Operator 1 HP - 3 Phase	822X00	SL585103U	70 ft Length or up to 1,600 lbs / 20 per hour	230.00
Heater Kit for SL585	010527	HTRNB	—	3.50
Extra 25' L Nickle Plated #50 Chain	080125	G193025	—	19.00



010525  
010526



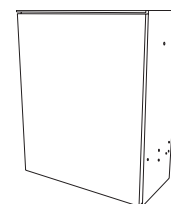
010527



080125

### SL595 AC Heavy Duty Industrial Slide Gate Operators

DESCRIPTION	PART NO.	MODEL PART NO.	GATE LIMIT / CYCLES PER HOUR	WEIGHT EA.
115V/208V/230V AC Slide Gate Operator 1/2HP - 1 Phase	268Y00	SL595101U	35 ft Length or up to 1,700 lbs / 25 per hour	223.30
Heater Kit for SL595	010527	HTRNB	—	3.50
Extra 25' L Nickle Plated #50 Chain	080125	G193025	—	19.00



268Y00



010527



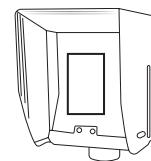
080125

All LiftMaster gate operators include one set of LMMRU photo eyes and built in Security+ 2.0 on-board receiver

## Access Controls • LiftMaster

### Photo Eye

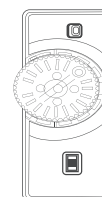
DESCRIPTION	PART NO.	MODEL PART NO.	WEIGHT EA.	NOTES
Reflective 50' maximum sensing distance	306Y00	LMRRU	3.30	



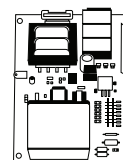
306Y00

### Loop Detectors

DESCRIPTION	PART NO.	MODEL PART NO.	WEIGHT EA.	NOTES
Plug-in Loop Detector (12 - 24 V DC)	009632	LOOPDETL	0.10	
Loop Detector Board, indoor use, For SL585 or SL595	080135	G714167NH	1.00	



009632



080135

### Pave-Over Loop Wire / 50' lead in cable

DESCRIPTION	PART NO.	MODEL PART NO.	WEIGHT EA.	NOTES
Preformed 6' x 12'	438O00	50ENL1818	4.00	



438O00

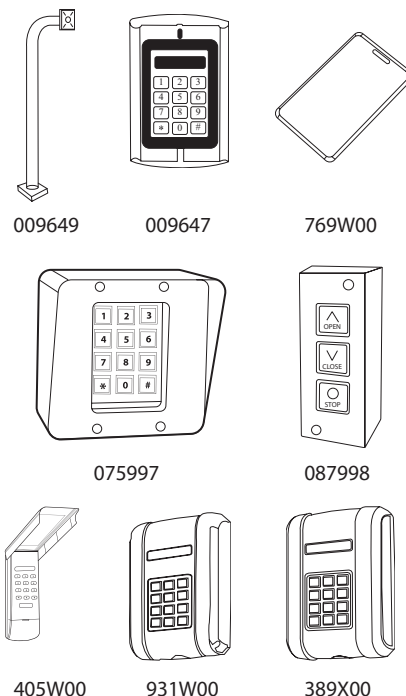
All LiftMaster gate operators include one set of LMRRU photo eyes and built in Security+ 2.0 on-board receiver

### Keypads

DESCRIPTION	PART NO.	MODEL PART NO.	WEIGHT EA.	NOTES
Pedestal 2" SQ x 42" H	009649	PED42	17.20	
Keypad and Proximity Card Reader	009647	KPR2000	1.55	
Proximity Card	769W00	SNACPH32	0.01	
MINIKEY Keypad Entry	075997	MK500GS	6.00	
3 Button Station - Indoor use	087998	G02103	1.00	
Wireless Keyless Entry System**	405W00	877LM	0.07	
Wireless Keypad 5 Code*	931W00	KPW5	3.00	
Wireless Keypad 250 Code*	389X00	KPW250	2.00	

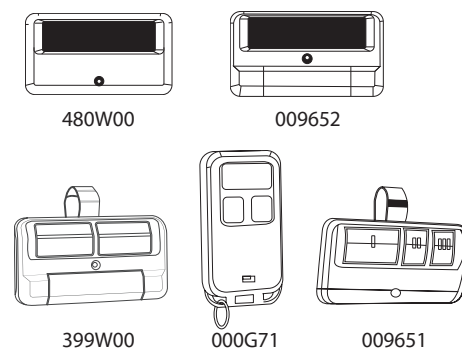
\* Compatible with Security+ 2.0

\*\* Can only be used with Security+ 2.0



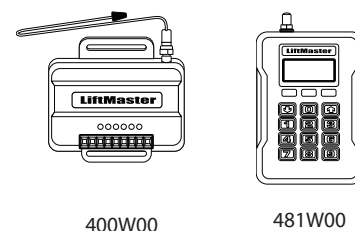
### Remotes / All remotes are compatible with Security+ 2.0

DESCRIPTION	PART NO.	MODEL PART NO.	WEIGHT EA.	NOTES
1 Button Passport Lite Mini Remote	480W00	PPLK1-10	0.10	
1 Button Remote - DIP style	009652	811LM	0.10	
2 Button Learning Remote	399W00	892LT	0.10	
3 Button Mini Remote	000G71	890MAX	0.10	
3 Button Remote	009651	893MAX	0.10	



### Receivers / All receivers are compatible with Security+ 2.0

DESCRIPTION	PART NO.	MODEL PART NO.	WEIGHT EA.	NOTES
Universal Receiver	400W00	850LM	4.00	
Commercial Receiver	481W00	STAR1000	4.00	

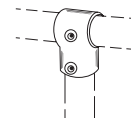


All LiftMaster gate operators include one set of LMMRU photo eyes and built in security+2.0 on board receiver

## E-Z Rail Fittings - Special Order

### E-Z Rail Fittings, Single Tee / Malleable Iron - Galvanized

DESCRIPTION	PART NO.	PER CASE	WEIGHT EA.	NOTES
1-5/8	023355	25	0.88	
1-7/8	023357	25	1.17	



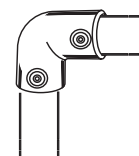
### E-Z Rail Fittings, Straight Couplings / Malleable Iron - Galvanized

DESCRIPTION	PART NO.	PER CASE	WEIGHT EA.	NOTES
1-5/8	023359	20	1.21	
1-7/8	023361	20	1.41	



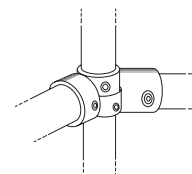
### E-Z Rail Fittings, 90° Elbows / Malleable Iron - Galvanized

DESCRIPTION	PART NO.	PER CASE	WEIGHT EA.	NOTES
1-5/8	023363	20	1.21	
1-7/8	023365	20	1.41	



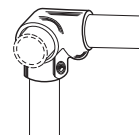
### E-Z Rail Fittings, Adjustable Side Outlets / Malleable Iron - Galvanized

DESCRIPTION	PART NO.	PER CASE	WEIGHT EA.	NOTES
1-5/8	023367	15	1.81	
1-7/8	023369	10	2.60	



### E-Z Rail Fittings, Side Outlet Elbows / Malleable Iron - Galvanized

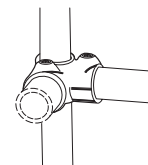
DESCRIPTION	PART NO.	PER CASE	WEIGHT EA.	NOTES
1-5/8	023371	10	1.87	
1-7/8	023373	10	1.98	



Can be used to build railings, racks, awning frames • No welding or drilling • 100% reusable • Set of screws are included

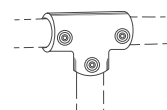
### E-Z Rail Fittings, Side Outlet Tee / Malleable Iron - Galvanized

DESCRIPTION	PART NO.	PER CASE	WEIGHT EA.	NOTES
1-5/8	023375	20	1.21	
1-7/8	023377	10	1.54	



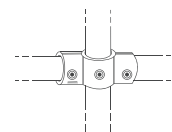
### E-Z Rail Fittings, Deluxe Tee / Malleable Iron - Galvanized

DESCRIPTION	PART NO.	PER CASE	WEIGHT EA.	NOTES
1-5/8	023379	20	1.98	
1-7/8	023381	10	2.32	



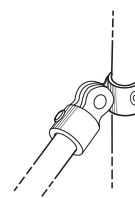
### E-Z Rail Fittings, Cross / Malleable Iron - Galvanized

DESCRIPTION	PART NO.	PER CASE	WEIGHT EA.	NOTES
1-5/8	023383	20	1.26	
1-7/8	023385	10	1.92	



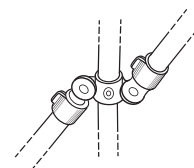
### E-Z Rail Fittings, Single Swivel / Malleable Iron - Galvanized

DESCRIPTION	PART NO.	PER CASE	WEIGHT EA.	NOTES
1-5/8	023387	20	1.61	



### E-Z Rail Fittings, Double Swivel / Malleable Iron - Galvanized

DESCRIPTION	PART NO.	PER CASE	WEIGHT EA.	NOTES
1-5/8	023389	10	2.84	



Can be used to build railings, racks, awning frames • No welding or drilling • 100% reusable • Set of screws are included

NOTES



## Concrete and Tools

Page CT-1 to CT-5

## Post Drivers

Pages CT-6 to CT-7





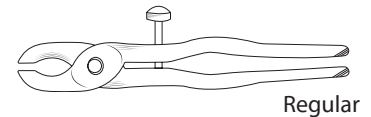
## Concrete Mix - Fast Setting

DESCRIPTION	PART NO.	WEIGHT EA.	NOTES
Quik Rok 50 lb. pail	018855	50.00	



## Hog Rings Pliers

DESCRIPTION	PART NO.	WEIGHT EA.	NOTES
Regular	087067	0.60	
Large Size, Spring Action	070004	0.75	



Regular

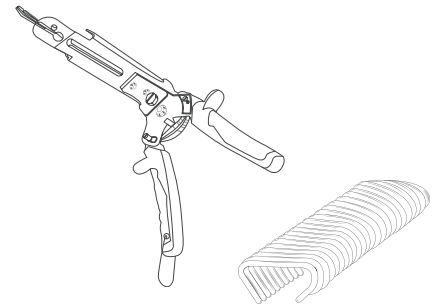


Large Size, Spring Action

## 1-3/16" Hog Ring Pliers - Malco / Pliers come with self-feeding magazine

DESCRIPTION	PART NO.	MODEL PART NO.	WEIGHT EA.	NOTES
Hog Ring Plier for 1-3/16"	070113	HRP4	1.00	
1-3/16" Galv Hog Rings - 14 gauge	070115	HR4	5.50	

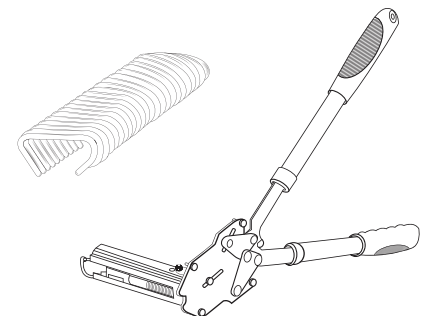
**NOTE:** Malco hog rings can only be used with Malco hog ring pliers. Hog rings come in boxes of 500.



## Commercial Hog Ring Pliers - Malco / Pliers come with self-feeding magazine

DESCRIPTION	PART NO.	MODEL PART NO.	WEIGHT EA.	NOTES
Hog Ring Plier for 9 gauge	661C00	HRP5	2.90	
1-7/16" Steel Hog Rings - 9 gauge	257100	HRS5 EV	2.00	

**NOTE:** Malco hog rings can only be used with Malco hog ring pliers. Hog rings come in boxes of 500.

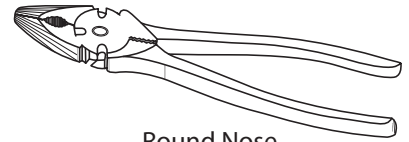


## Fence Pliers

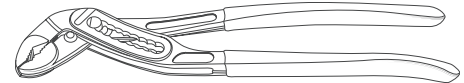
DESCRIPTION	PART NO.	MODEL PART NO.	WEIGHT EA.	NOTES
8" Button Nose - Crescent	070500	10008VN	0.90	
10" Steel Alligator	008833	—	1.30	
10" Round Nose - Malco	009223	FP2	1.35	
10" Button Nose- Crescent	070502	100010VN	1.60	
10" Hammer Head - Crescent	036989	193610VN	1.90	



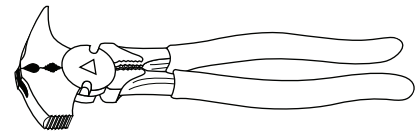
Button Nose



Round Nose



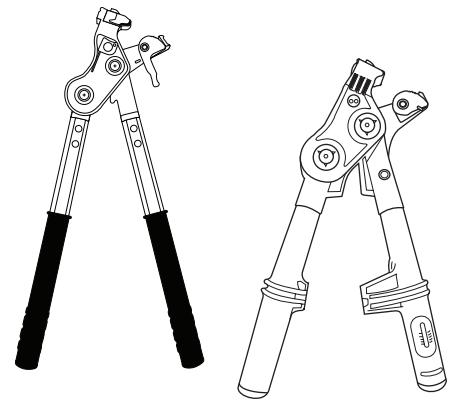
Alligator Plier



Hammer Head

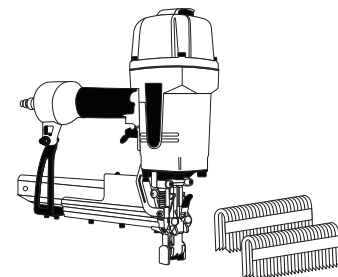
## Tensioning Tools - Gripple

DESCRIPTION	PART NO.	MODEL PART NO.	WEIGHT	NOTES
Long Handle Contractor Tensioning Tool	036997	TOOL-7-4BX-INC	5.50	
Torq Tensioning Tool (600 lbs pull)	633149	TOOL-5-4BX-INC	2.60	



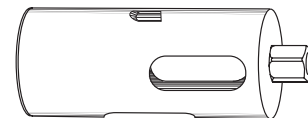
## Pneumatic Stapler and Staples / Staples are Class 3 Galvanized 9 ga.

DESCRIPTION	PART NO.	MODEL PART NO.	WEIGHT	NOTES
Stock-Ade Pneumatic Stapler	273Y00	ST 400	9.00	
1-3/4" Barbed Staples - 1200/pack	415Y00	A12625	22.70	
2" Barbed Staples - 1000/pack	283Y00	A12635	22.04	



## Easy Twist Tie Tool / Custom Drill Accessory

DESCRIPTION	PART NO.	WEIGHT EA.	NOTES
For 9 gauge Easy Twist ties	000H02	1.00	



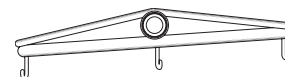
## Tie Wire Twisting Tool

DESCRIPTION	PART NO.	WEIGHT EA.	NOTES
Twisting tool with plastic handle	012086	0.85	



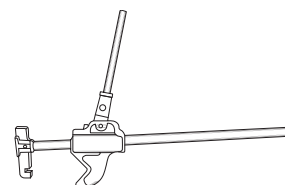
## Fabric Stretcher Bar - Residential

DESCRIPTION	PART NO.	WEIGHT EA.	NOTES
36" Wide 3-Hook Stretcher Bar	070032	5.33	



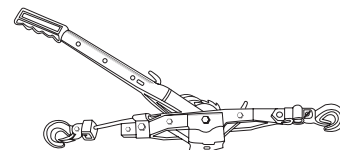
## Pul-Jak / Over 1000# pull capacity • Heat Treated Malleable Iron with Alloy Steel Rod

DESCRIPTION	PART NO.	MODEL PART NO.	WEIGHT EA.	NOTES
Pul-Jak with 30" Steel Rod	070031	A 2 1/2	8.00	
Repair Kit	070029	P-122	0.75	



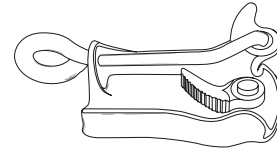
## Power Pullers - Maasdam

DESCRIPTION	PART NO.	MODEL PART NO.	WEIGHT EA.	NOTES
2000 lb. load Cable Power Puller	070011	144S-6	7.40	
4000 lb. load Cable Power Puller	070012	144SB-6	8.80	



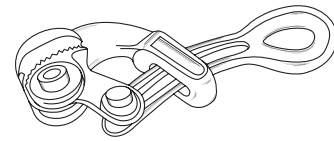
## Wire Grip - Maasdam / Malleable Iron • For smooth and barb wire

DESCRIPTION	PART NO.	MODEL PART NO.	WEIGHT EA.	NOTES
1000 lb. load 5/32" - 5/16" diameter	070026	8050-10	1.00	



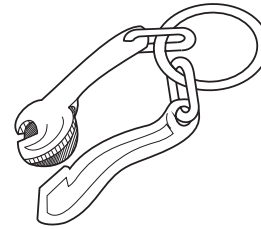
## Wire Grip - Klein Havens / For smooth wire

DESCRIPTION	PART NO.	MODEL PART NO.	WEIGHT EA.	NOTES
2500 lb. load 1/16" - 3/16" diameter	070022	1604-10	1.00	



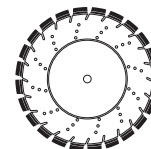
## Wire Grip - McKluskey

DESCRIPTION	PART NO.	MODEL PART NO.	WEIGHT EA.	NOTES
Wire Dog	036984	130-041	1.00	



## Collins Pipe Cutter

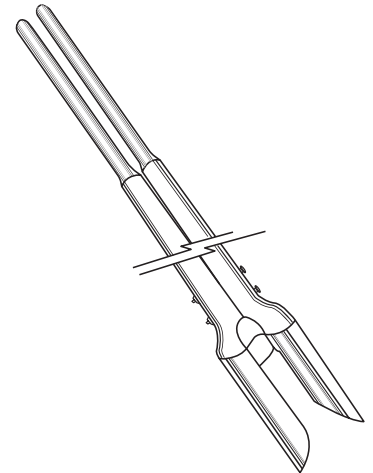
DESCRIPTION	PART NO.	MODEL PART NO.	WEIGHT EA.	NOTES
Cutting Wheel for Pipe	070052	#3221	0.75	



## Post Hole Digger - Seymour / 48" Wood Handles

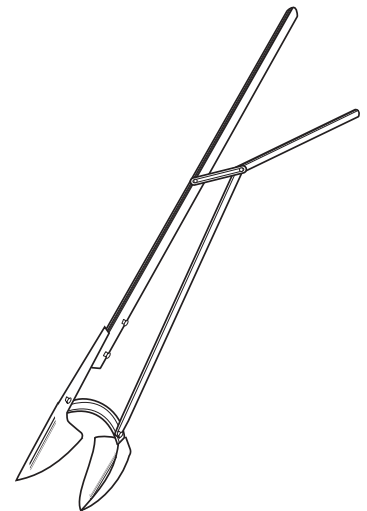
DESCRIPTION	PART NO.	MODEL PART NO.	WEIGHT EA.	NOTES
Perfection, 7-1/4" Hole, 13 ga. sharpened blade	070648	21244 (DG-12)	8.60	

**NOTE:** Replacement parts are available on special order.  
Legacy model part numbers are in parentheses( ).




## Post Hole Digger - Erie / Digs holes up to 54" deep with straight sides

DESCRIPTION	PART NO.	MODEL PART NO.	WEIGHT EA.	NOTES
Post Hole Digger with wood handle	036990	E-UNIV00	5.00	



## Hand Post Drivers / With handles

DESCRIPTION	PART NO.	WEIGHT EA.	NOTES
Post Driver - up to 4-1/2" diameter	036994	40.00	
T-Post Driver - 2-1/8"	070654	24.00	
T-Post Driver - 3-1/8"	087092	16.00	

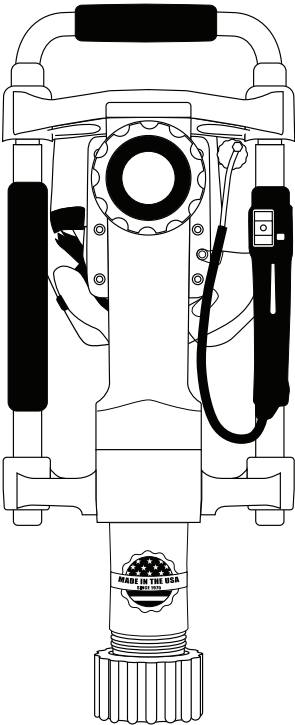


Fence Pro Post Driver - Rhino / Honda 4-cylinder engine • 2-1/2" Chuck

DESCRIPTION	PART NO.	MODEL PART NO.	WEIGHT EA.	NOTES
GPD-40 Gas Post Driver	827V00	301001		
Service Kit	135W00	301505		
Lubricant	063W00	300500		
Chuck Lok 1-3/4" Adapter	482W00	300895		



Fence Pro Post Driver



827V00



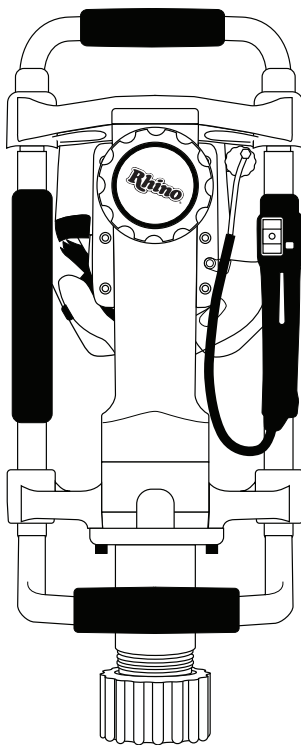


## Multi Pro Post Driver - Rhino / Honda 4-cylinder engine • 2-1/2" Chuck

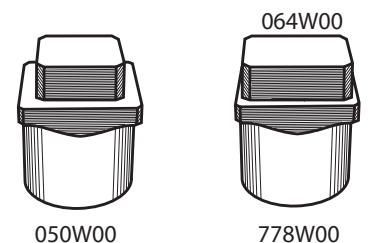
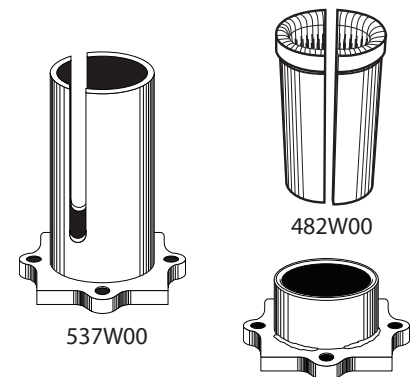
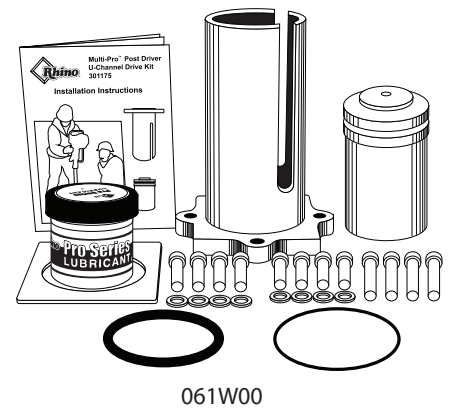
DESCRIPTION	PART NO.	MODEL PART NO.	WEIGHT EA.	NOTES
GPD-45 Gas Post Driver	826V00	301002		
Service Kit	062W00	301506		
Lubricant	063W00	300500		
U-Channel Drive Kit	061W00	301175		
U-Channel Chuck	537W00	301159		
Chuck Lok 1-3/4" Adapter	482W00	300895		
Chuck for SQ Tube	064W00	301171		
Drive Cap for 2" O.D. SQ Tube	050W00	300933		
Drive Cap for 2-1/2" O.D. SQ Tube	778W00	300935		



### Multi Pro Post Driver



826V00



NOTES

## HOLES PER CUBIC YARD OF CONCRETE

DEPTH	DIAMETER OF HOLE						
	6"	8"	10"	12"	16"	18"	24"
24"	68.8	38.5	24.3	17.0	9.5	7.6	4.0
30"	55.0	31.0	19.7	13.7	7.7	6.0	3.0
36"	45.5	25.8	16.5	11.1	6.0	5.1	2.7
42"	39.3	22.1	14.1	9.8	5.5	4.0	2.5
48"	34.4	19.0	12.0	8.6	4.8	3.8	2.0
54"	30.6	17.0	10.7	7.6	4.3	3.3	1.7

## CUBIC YARDS OF CONCRETE PER HOLE

DEPTH	DIAMETER OF HOLE						
	6"	8"	10"	12"	16"	18"	24"
24"	.0145	.0260	.0412	.0581	.1030	.1316	.2338
30"	.0182	.0323	.0508	.0730	.1299	.1667	.2923
36"	.0220	.0388	.0606	.0870	.1538	.1961	.3507
42"	.0254	.0455	.0709	.1020	.1818	.2273	.4091
48"	.0291	.0515	.0806	.1163	.2083	.2632	.4675
54"	.0327	.0581	.0910	.1316	.2326	.2941	.5259

All conversion numbers are approximate.

## LINE POST SPACING CHART

SPACE	SET POST ON CENTER	SPACE	SET POST ON CENTER
30'	10'	30'	10'
31'	7' 9"	31'	7' 9"
32'	8'	32'	8'
33'	8' 3"	33'	8' 3"
34'	8' 6"	34'	8' 6"
35'	8' 9"	35'	8' 9"
36'	9'	36'	9'
37'	9' 3"	37'	9' 3"
38'	9' 6"	38'	9' 6"
39'	9' 9"	39'	9' 9"
40'	10'	40'	10'
41'	8' 2"	41'	8' 2"
42'	8' 5"	42'	8' 5"
43'	8' 6"	43'	8' 6"
44'	8' 9"	44'	8' 9"
45'	9'	45'	9'
46'	9' 2"	46'	9' 2"
47'	9' 5"	47'	9' 5"
48'	9' 7"	48'	9' 7"
49'	9' 9"	49'	9' 9"
50'	10'	50'	10'
51'	8' 6"	51'	8' 6"
52'	8' 8"	52'	8' 8"
53'	8' 10"	53'	8' 10"
54'	9'	54'	9'
55'	9' 2"	55'	9' 2"
56'	9' 4"	56'	9' 4"
57'	9' 6"	57'	9' 6"
58'	9' 8"	58'	9' 8"
59'	9' 10"	59'	9' 10"
60'	10'	60'	10'
61'	8' 8"	61'	8' 8"
62'	8' 10"	62'	8' 10"
63'	9'	63'	9'
64'	9'	64'	9'
65'	9' 3"	65'	9' 3"
66'	9' 5"	66'	9' 5"
67'	9' 7"	67'	9' 7"
68'	9' 8"	68'	9' 8"
69'	9' 10"	69'	9' 10"
70'	10'	70'	10'
71'	8' 9"	71'	8' 9"
72'	9'	72'	9'
73'	9' 2"	73'	9' 2"
74'	9' 3"	74'	9' 3"
75'	9' 4"	75'	9' 4"
76'	9' 5"	76'	9' 5"
77'	9' 7"	77'	9' 7"
78'	9' 9"	78'	9' 9"
79'	9' 10"	79'	9' 10"

All conversion numbers are approximate.

## AMERICAN SOCIETY FOR TESTING AND MATERIALS (ASTM)

DESIGNATION			PRODUCT REQUIRED
ASTM	F 1083		Domestic Full Weight Pipe
ASTM	F1043		
		Group 1A	Schedule 40 Pipe
		Group 1C	DQ 40 Pipe
		Group IV	HQ 30 Pipe
ASTM	A 392		
	Class 1		Chain Link Fabric 1.2 oz./ft. <sup>2</sup> Zinc Coating
	Class 2		Chain Link Fabric 2.0 oz./ft. <sup>2</sup> Zinc Coating
ASTM	A 491		Aluminized Chain Link Fabric
ASTM	F 668		
		Class 1	Spectra Bond® Chain Link Fabric
		Class 2a	Spectra Bond® Chain Link Fabric
		Class 2b	Fusion Bonded Chain Link Fabric
ASTM	A 824		
	Type I		Coil Spring Tension Wire .40 oz./ft. <sup>2</sup> Aluminum Coating
	Type II		
		Class 1	Coil Spring Tension Wire .80 oz./ft. <sup>2</sup> Zinc Coating
		Class 2	Coil Spring Tension Wire 1.2 oz./ft. <sup>2</sup> Zinc Coating
ASTM	A 121		
	Class 1		4 pt. 12-1/2 ga. Barb Wire .28 oz./ft. <sup>2</sup> Zinc Coating
	Class 3		4 pt. 12-1/2 ga. Barb Wire .80 oz./ft. <sup>2</sup> Zinc Coating
ASTM	A 585		
	Type I		4 pt. 12-1/2 ga. Barb Wire
			.30 oz./ft. <sup>2</sup> Aluminum Coating
	Type II		4 pt. 12-1/2 ga. High Security Barb Wire
			.30 oz./ft. <sup>2</sup> Aluminum Coating

All conversion numbers are approximate.

NOTES

All conversion numbers are approximate.

## NOTES

All conversion numbers are approximate.

NOTES

All conversion numbers are approximate.



## NOTES

All conversion numbers are approximate.

NOTES

All conversion numbers are approximate.



As North America's leading manufacturer and wholesale distributor of perimeter security and fencing, we are the provider of choice for thousands of professional fence and security contractors. Since 1961, we have been the industries' premier fencing provider.

Our full line of products include access controls, agricultural, vinyl, wood, ornamental, and chain-link fences and gates for farm and ranch, residential, commercial, industrial, and high security applications.



*Quality Products,  
Exceptional Service,  
Outstanding People*

**888-643-3623**  
**[masterhalco.com](http://masterhalco.com)**

