

WMF 2.5 FU BLZ PE 10-36V SW**Weidmüller Interface GmbH & Co. KG**

Klingenbergstraße 26

D-32758 Detmold

Germany

www.weidmueller.com

Product image

Weidmüller's new WMF (Weidmüller Multi-Functional) line of terminal blocks provide a multi-functional solution for routing and distributing signals. This space-saving terminal combines all the necessary functionality into a single solution. It features an integrated shield connection and can be used with feed-through, fuse and disconnect functionality. The three cross-connection channels and wide variety of labelling options offer additional flexibility.

General ordering data

Version	W-Series, Fuse terminal, PE terminal, Rated cross-section: 2.5 mm ² , Screw connection
Order No.	1162830000
Type	WMF 2.5 FU BLZ PE 10-36V SW
GTIN (EAN)	4032248992164
Qty.	50 pc(s).

Creation date November 26, 2021 6:50:01 PM CET

Catalogue status 19.11.2021 / We reserve the right to make technical changes.

WMF 2.5 FU BLZ PE 10-36V SW
Weidmüller Interface GmbH & Co. KG

Klingenbergstraße 26

D-32758 Detmold

Germany

www.weidmueller.com

Technical data
Dimensions and weights

Depth	74 mm	Depth (inches)	2.913 inch
Depth including DIN rail	74.5 mm	Height	90 mm
Height (inches)	3.543 inch	Width	5.08 mm
Width (inches)	0.2 inch	Net weight	19.8 g

Temperatures

Storage temperature	-25 °C...55 °C	Continuous operating temp., min.	-50 °C
Continuous operating temp., max.	120 °C		

Material data

Material	Wemid	Colour	black
UL 94 flammability rating	V-0		

System specifications

Version	2 screw connections - 1 plug-in connection, Fuse isolator, With PE connection, for plug-in cross-connector, One end without connector	End cover plate required	Yes
Number of levels	3	Rail	TS 35

Additional technical data

Open sides	right	Type of mounting	Snap-on
------------	-------	------------------	---------

CSA rating data

Certificate No. (CSA)	200039-1057876	Current size B (CSA)	17 A
Current size D (CSA)	10 A	Voltage size B (CSA)	300 V
Voltage size D (CSA)	300 V	Wire cross section max. (CSA)	12 AWG
Wire cross section min. (CSA)	26 AWG		

Conductors for clamping (additional connection)

Connection type, additional connection Plug-in connection

WMF 2.5 FU BLZ PE 10-36V SW
Weidmüller Interface GmbH & Co. KG

Klingenbergstraße 26

D-32758 Detmold

Germany

www.weidmueller.com

Technical data
Conductors for clamping (rated connection)

Blade size	0.6 x 3.5 mm	Clamping range, max.	4 mm ²
Clamping range, min.	0.5 mm ²	Clamping screw	M 3
Connection cross-section, stranded, max.	4 mm ²	Connection cross-section, stranded, min.	1.5 mm ²
Connection direction	on side	Gauge to IEC 60947-1	A3
Number of connections	4	Stripping length	10 mm
Tightening torque, max.	0.6 Nm	Tightening torque, min.	0.5 Nm
Type of connection	Screw connection	Type of connection 2	Plug-in connection
Wire connection cross section AWG, max.	AWG 12	Wire connection cross section AWG, min.	AWG 26
Wire connection cross section, finely stranded, max.	4 mm ²	Wire connection cross section, finely stranded, min.	0.5 mm ²
Wire connection cross-section, finely stranded with wire-end ferrules DIN 46228/1, max.	2.5 mm ²	Wire connection cross-section, finely stranded with wire-end ferrules DIN 46228/1, min.	0.5 mm ²
Wire connection cross-section, finely stranded with wire-end ferrules DIN 46228/4, max.	2.5 mm ²	Wire connection cross-section, finely stranded with wire-end ferrules DIN 46228/4, min.	0.5 mm ²
Wire connection cross-section, solid core, max.	4 mm ²	Wire connection cross-section, solid core, min.	0.5 mm ²

Fuse terminals

Cartridge fuse	G-Si. 5 x 20	Display	Red LED
Fuse holder (cartridge holder)	Pivoting	Power loss for overload and short-circuit protection for a composite arrangement	1.6 W at 6.3 A @ 23°C
Power loss for overload and short-circuit protection for an individual arrangement	1.6 W at 6.3 A @ 44°C	Power loss for short-circuit protection only for a composite arrangement	2.5 W at 6.3 A @ 48°C
Power loss for short-circuit protection only for an individual arrangement	4 W at 6.3 A @ 61°C		

General

Rail	TS 35	Standards	IEC 60947-7-2, IEC 61984, In accordance with IEC 60947-7-1, IEC 60947-7-3
Wire connection cross section AWG, max.	AWG 12	Wire connection cross section AWG, min.	AWG 26

Rating data

Rated cross-section	2.5 mm ²	Rated voltage	36 V
Rated current	6.3 A	Current at maximum wires	6.3 A
Standards	IEC 60947-7-2, IEC 61984, In accordance with IEC 60947-7-1, IEC 60947-7-3	Volume resistance according to IEC 60947-7-x	1.33 mΩ
Rated impulse withstand voltage	8 kV	Power loss in accordance with IEC 60947-7-x	0.77 W
Pollution severity	3	Surge voltage category	III

WMF 2.5 FU BLZ PE 10-36V SW
Weidmüller Interface GmbH & Co. KG

Klingenbergstraße 26

D-32758 Detmold

Germany

www.weidmueller.com

Technical data
UL rating data

Certificate No. (cURus)	E60693	Conductor size Factory wiring max. (cURus)	12 AWG
Conductor size Factory wiring min. (cURus)	26 AWG	Conductor size Field wiring max. (cURus)	12 AWG
Conductor size Field wiring min. (cURus)	26 AWG	Current size B (cURus)	17 A
Current size D (cURus)	10 A	Voltage size B (cURus)	300 V
Voltage size D (cURus)	300 V	Wire cross section max. (cURus)	12 AWG
Wire cross section min. (cURus)	26 AWG		

Classifications

ETIM 6.0	EC000899	ETIM 7.0	EC000899
ETIM 8.0	EC000899	ECLASS 9.0	27-14-11-16
ECLASS 9.1	27-14-11-16	ECLASS 10.0	27-14-11-16
ECLASS 11.0	27-14-11-16		

Approvals

Approvals



ROHS	Conform
UL File Number Search	E60693

Downloads

Approval/Certificate/Document of Conformity	EAC certificate CE Declaration of Conformity CE Declaration of Conformity all terminals
Engineering Data	CAD data – STEP
Engineering Data	EPLAN, WSCAD, Zuken E3.S
User Documentation	Beipackzettel_WMF.pdf StorageConditionsTerminalBlocks
Catalogues	Catalogues in PDF-format
Brochures	

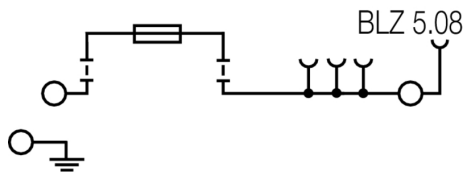
Data sheet

WMF 2.5 FU BLZ PE 10-36V SW

Weidmüller Interface GmbH & Co. KG
Klingenbergstraße 26
D-32758 Detmold
Germany

www.weidmueller.com

Drawings



WMF 2.5 FU BLZ 60-150V SW**Weidmüller Interface GmbH & Co. KG**

Klingenbergstraße 26

D-32758 Detmold

Germany

www.weidmueller.com

Product image

Weidmüller's new WMF (Weidmüller Multi-Functional) line of terminal blocks provide a multi-functional solution for routing and distributing signals. This space-saving terminal combines all the necessary functionality into a single solution. It features an integrated shield connection and can be used with feed-through, fuse and disconnect functionality. The three cross-connection channels and wide variety of labelling options offer additional flexibility.

General ordering data

Version	W-Series, Fuse terminal, Rated cross-section: 2.5 mm ² , Screw connection
Order No.	1163010000
Type	WMF 2.5 FU BLZ 60-150V SW
GTIN (EAN)	4032248992041
Qty.	50 pc(s).

Creation date November 26, 2021 7:21:02 PM CET

Catalogue status 19.11.2021 / We reserve the right to make technical changes.

WMF 2.5 FU BLZ 60-150V SW
Weidmüller Interface GmbH & Co. KG

Klingenbergstraße 26

D-32758 Detmold

Germany

www.weidmueller.com

Technical data
Dimensions and weights

Depth	74 mm	Depth (inches)	2.913 inch
Depth including DIN rail	74.5 mm	Height	90 mm
Height (inches)	3.543 inch	Width	5.08 mm
Width (inches)	0.2 inch	Net weight	19 g

Temperatures

Storage temperature	-25 °C...55 °C	Continuous operating temp., min.	-50 °C
Continuous operating temp., max.	120 °C		

Material data

Material	Wemid	Colour	black
UL 94 flammability rating	V-0		

System specifications

Version	2 screw connections - 1 plug-in connection, Fuse isolator, for plug-in cross-connector, One end without connector	End cover plate required	Yes
Number of levels	1	Number of clamping points per level	3
Rail	TS 35		

Additional technical data

Open sides	right	Type of mounting	Snap-on
------------	-------	------------------	---------

CSA rating data

Certificate No. (CSA)	200039-1057876	Current size B (CSA)	17 A
Current size D (CSA)	10 A	Voltage size B (CSA)	300 V
Voltage size D (CSA)	300 V	Wire cross section max. (CSA)	12 AWG
Wire cross section min. (CSA)	26 AWG		

Conductors for clamping (additional connection)

Connection type, additional connection	Plug-in connection
--	--------------------

WMF 2.5 FU BLZ 60-150V SW
Weidmüller Interface GmbH & Co. KG

Klingenbergstraße 26

D-32758 Detmold

Germany

www.weidmueller.com

Technical data
Conductors for clamping (rated connection)

Blade size	0.6 x 3.5 mm	Clamping range, max.	4 mm ²
Clamping range, min.	0.5 mm ²	Clamping screw	M 3
Connection cross-section, stranded, max.	4 mm ²	Connection cross-section, stranded, min.	1.5 mm ²
Connection direction	on side	Gauge to IEC 60947-1	A3
Number of connections	3	Stripping length	10 mm
Tightening torque, max.	0.6 Nm	Tightening torque, min.	0.5 Nm
Type of connection	Screw connection	Type of connection 2	Plug-in connection
Wire connection cross section AWG, max.	AWG 12	Wire connection cross section AWG, min.	AWG 26
Wire connection cross section, finely stranded, max.	4 mm ²	Wire connection cross section, finely stranded, min.	0.5 mm ²
Wire connection cross-section, finely stranded with wire-end ferrules DIN 46228/1, max.	2.5 mm ²	Wire connection cross-section, finely stranded with wire-end ferrules DIN 46228/1, min.	0.5 mm ²
Wire connection cross-section, finely stranded with wire-end ferrules DIN 46228/4, max.	2.5 mm ²	Wire connection cross-section, finely stranded with wire-end ferrules DIN 46228/4, min.	0.5 mm ²
Wire connection cross-section, solid core, max.	4 mm ²	Wire connection cross-section, solid core, min.	0.5 mm ²

Fuse terminals

Cartridge fuse	G-Si. 5 x 20	Display	Red LED
Fuse holder (cartridge holder)	Pivoting	Power loss for overload and short-circuit protection for a composite arrangement	1.6 W at 6.3 A @ 23°C
Power loss for overload and short-circuit protection for an individual arrangement	1.6 W at 6.3 A @ 44°C	Power loss for short-circuit protection only for a composite arrangement	2.5 W at 6.3 A @ 48°C
Power loss for short-circuit protection only for an individual arrangement	4 W at 6.3 A @ 61°C		

General

Rail	TS 35	Standards	IEC 61984, In accordance with IEC 60947-7-1, IEC 60947-3
Wire connection cross section AWG, max.	AWG 12	Wire connection cross section AWG, min.	AWG 26

Rating data

Rated cross-section	2.5 mm ²	Rated voltage	150 V
Rated current	6.3 A	Current at maximum wires	6.3 A
Standards	IEC 61984, In accordance with IEC 60947-7-1, IEC 60947-3	Volume resistance according to IEC 60947-7-x	1.33 mΩ
Rated impulse withstand voltage	8 kV	Power loss in accordance with IEC 60947-7-x	0.77 W
Pollution severity	3	Surge voltage category	III

WMF 2.5 FU BLZ 60-150V SW

Weidmüller Interface GmbH & Co. KG
 Klingenbergstraße 26
 D-32758 Detmold
 Germany

www.weidmueller.com

Technical data

UL rating data

Certificate No. (cURus)	E60693	Conductor size Factory wiring max. (cURus)	12 AWG
Conductor size Factory wiring min. (cURus)	26 AWG	Conductor size Field wiring max. (cURus)	12 AWG
Conductor size Field wiring min. (cURus)	26 AWG	Current size B (cURus)	17 A
Current size D (cURus)	10 A	Voltage size B (cURus)	300 V
Voltage size D (cURus)	300 V	Wire cross section max. (cURus)	12 AWG
Wire cross section min. (cURus)	26 AWG		

Classifications

ETIM 6.0	EC000899	ETIM 7.0	EC000899
ETIM 8.0	EC000899	ECLASS 9.0	27-14-11-16
ECLASS 9.1	27-14-11-16	ECLASS 10.0	27-14-11-16
ECLASS 11.0	27-14-11-16		

Approvals

Approvals



ROHS	Conform
UL File Number Search	E60693

Downloads

Approval/Certificate/Document of Conformity	EAC certificate CE Declaration of Conformity CE Declaration of Conformity all terminals
Engineering Data	CAD data – STEP
Engineering Data	EPLAN, WSCAD, Zuken E3.S
User Documentation	Beipackzettel_WMF.pdf StorageConditionsTerminalBlocks
Catalogues	Catalogues in PDF-format
Brochures	

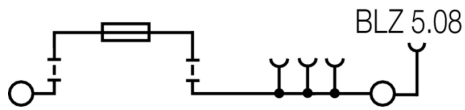
Data sheet

WMF 2.5 FU BLZ 60-150V SW

Weidmüller Interface GmbH & Co. KG
Klingenbergstraße 26
D-32758 Detmold
Germany

www.weidmueller.com

Drawings



WMF 2.5 FU PE 60-150V SW**Weidmüller Interface GmbH & Co. KG**

Klingenbergstraße 26

D-32758 Detmold

Germany

www.weidmueller.com

Product image

Weidmüller's new WMF (Weidmüller Multi-Functional) line of terminal blocks provide a multi-functional solution for routing and distributing signals. This space-saving terminal combines all the necessary functionality into a single solution. It features an integrated shield connection and can be used with feed-through, fuse and disconnect functionality. The three cross-connection channels and wide variety of labelling options offer additional flexibility.

General ordering data

Version	W-Series, Fuse terminal, PE terminal, Rated cross-section: 2.5 mm ² , Screw connection
Order No.	1163070000
Type	WMF 2.5 FU PE 60-150V SW
GTIN (EAN)	4032248991792
Qty.	50 pc(s).

Creation date November 26, 2021 7:21:43 PM CET

Catalogue status 19.11.2021 / We reserve the right to make technical changes.

WMF 2.5 FU PE 60-150V SW
Weidmüller Interface GmbH & Co. KG

Klingenbergstraße 26

D-32758 Detmold

Germany

www.weidmueller.com

Technical data
Dimensions and weights

Depth	74 mm	Depth (inches)	2.913 inch
Depth including DIN rail	74.5 mm	Height	88 mm
Height (inches)	3.465 inch	Width	5.08 mm
Width (inches)	0.2 inch	Net weight	20 g

Temperatures

Storage temperature	-25 °C...55 °C	Continuous operating temp., min.	-50 °C
Continuous operating temp., max.	120 °C		

Material data

Material	Wemid	Colour	black
UL 94 flammability rating	V-0		

Rating data IECEx/ATEX

Certificate No. (ATEX)	DEMKO14ATEX1389U	Certificate No. (IECEX)	IECEXUL14.0097U
Current (ATEX)	6.3 A	Wire cross section max. (ATEX)	4 mm ²
Current (IECEX)	6.3 A	Wire cross section max. (IECEX)	4 mm ²
Marking EN 60079-7	Ex ec II C Gc	Ex 2014/34/EU label	II 3 G D

System specifications

Version	Screw connection, Fuse isolator, With PE connection, for plug-in cross-connector, One end without connector	End cover plate required	Yes
Number of levels	2	Rail	TS 35

Additional technical data

Open sides	right	Type of mounting	Snap-on
------------	-------	------------------	---------

CSA rating data

Certificate No. (CSA)	200039-1057876	Current size B (CSA)	17 A
Current size C (CSA)	17 A	Current size D (CSA)	5 A
Voltage size B (CSA)	600 V	Voltage size C (CSA)	600 V
Voltage size D (CSA)	600 V	Wire cross section max. (CSA)	12 AWG
Wire cross section min. (CSA)	26 AWG		

WMF 2.5 FU PE 60-150V SW
Weidmüller Interface GmbH & Co. KG

Klingenbergstraße 26

D-32758 Detmold

Germany

www.weidmueller.com

Technical data
Conductors for clamping (rated connection)

Blade size	0.6 x 3.5 mm	Clamping range, max.	4 mm ²
Clamping range, min.	0.5 mm ²	Clamping screw	M 3
Connection cross-section, stranded, max.	4 mm ²	Connection cross-section, stranded, min.	1.5 mm ²
Connection direction	on side	Gauge to IEC 60947-1	A3
Number of connections	3	Stripping length	10 mm
Tightening torque, max.	0.6 Nm	Tightening torque, min.	0.5 Nm
Type of connection	Screw connection	Wire connection cross section AWG, max.	AWG 12
Wire connection cross section AWG, min.	AWG 26	Wire connection cross section, finely stranded, max.	4 mm ²
Wire connection cross section, finely stranded, min.	0.5 mm ²	Wire connection cross-section, finely stranded with wire-end ferrules DIN 46228/1, max.	2.5 mm ²
Wire connection cross-section, finely stranded with wire-end ferrules DIN 46228/1, min.	0.5 mm ²	Wire connection cross-section, finely stranded with wire-end ferrules DIN 46228/4, max.	2.5 mm ²
Wire connection cross-section, finely stranded with wire-end ferrules DIN 46228/4, min.	0.5 mm ²	Wire connection cross-section, solid core, max.	4 mm ²
Wire connection cross-section, solid core, min.	0.5 mm ²		

Fuse terminals

Cartridge fuse	G-Si. 5 x 20	Display	Red LED
Fuse holder (cartridge holder)	Pivoting	Power loss for overload and short-circuit protection for a composite arrangement	1.6 W at 6.3 A @ 23°C
Power loss for overload and short-circuit protection for an individual arrangement	1.6 W at 6.3 A @ 44°C	Power loss for short-circuit protection only for a composite arrangement	2.5 W at 6.3 A @ 48°C
Power loss for short-circuit protection only for an individual arrangement	4 W at 6.3 A @ 61°C		

General

Rail	TS 35	Wire connection cross section AWG, max.	AWG 12
Wire connection cross section AWG, min.	AWG 26		

Rating data

Rated cross-section	2.5 mm ²	Rated voltage	150 V
Rated current	6.3 A	Current at maximum wires	6.3 A
Volume resistance according to IEC 60947-7-x	1.33 mΩ	Rated impulse withstand voltage	8 kV
Power loss in accordance with IEC 60947-7-x	0.77 W	Pollution severity	3
Surge voltage category	III		

WMF 2.5 FU PE 60-150V SW

Weidmüller Interface GmbH & Co. KG

Klingenbergstraße 26

D-32758 Detmold

Germany

www.weidmueller.com

Technical data

UL rating data

Certificate No. (cURus)	E60693	Conductor size Factory wiring max. (cURus)	12 AWG
Conductor size Factory wiring min. (cURus)	26 AWG	Conductor size Field wiring max. (cURus)	12 AWG
Conductor size Field wiring min. (cURus)	26 AWG	Current size B (cURus)	17 A
Current size C (cURus)	17 A	Current size D (cURus)	5 A
Voltage size B (cURus)	600 V	Voltage size C (cURus)	600 V
Voltage size D (cURus)	600 V	Wire cross section max. (cURus)	12 AWG
Wire cross section min. (cURus)	26 AWG		

Classifications

ETIM 6.0	EC000899	ETIM 7.0	EC000899
ETIM 8.0	EC000899	ECLASS 9.0	27-14-11-16
ECLASS 9.1	27-14-11-16	ECLASS 10.0	27-14-11-16
ECLASS 11.0	27-14-11-16		

Approvals

Approvals



ROHS	Conform
UL File Number Search	E60693

Downloads

Approval/Certificate/Document of Conformity	Attestation of Conformity ATEX Certificate IECEX Certificate AEx nA Certificate EAC certificate EAC EX Certificate CCC Ex Certificate CE Declaration of Conformity CE Declaration of Conformity all terminals
Engineering Data	CAD data – STEP
Engineering Data	EPLAN, WSCAD, Zuken E3.S
User Documentation	Beipackzettel WMF.pdf NTI WMF FU.pdf StorageConditionsTerminalBlocks
Catalogues	Catalogues in PDF-format
Brochures	

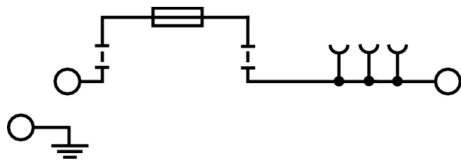
Data sheet

WMF 2.5 FU PE 60-150V SW

Weidmüller Interface GmbH & Co. KG
Klingenbergstraße 26
D-32758 Detmold
Germany

www.weidmueller.com

Drawings




WMF 2.5 BLZ**Weidmüller Interface GmbH & Co. KG**

Klingenbergstraße 26

D-32758 Detmold

Germany

www.weidmueller.com

Product image

Weidmüller's new WMF (Weidmüller Multi-Functional) line of terminal blocks provide a multi-functional solution for routing and distributing signals. This space-saving terminal combines all the necessary functionality into a single solution. It features an integrated shield connection and can be used with feed-through, fuse and disconnect functionality. The three cross-connection channels and wide variety of labelling options offer additional flexibility.

General ordering data

Version	W-Series, Feed-through terminal, Rated cross-section: 2.5 mm ² , Screw connection
Order No.	1143050000
Type	WMF 2.5 BLZ
GTIN (EAN)	4032248926022
Qty.	50 pc(s).

WMF 2.5 BLZ**Weidmüller Interface GmbH & Co. KG**

Klingenbergstraße 26

D-32758 Detmold

Germany

www.weidmueller.com

Technical data**Dimensions and weights**

Depth	44.5 mm	Depth (inches)	1.752 inch
Depth including DIN rail	45 mm	Height	90 mm
Height (inches)	3.543 inch	Width	5.08 mm
Width (inches)	0.2 inch	Net weight	10.78 g

Temperatures

Storage temperature	-25 °C...55 °C	Continuous operating temp., min.	-50 °C
Continuous operating temp., max.	120 °C		

Material data

Material	Wemid	Colour	dark beige
UL 94 flammability rating	V-0		

System specifications

Version	2 screw connections - 1 plug-in connection, for plug-in cross-connector, One end without connector	End cover plate required	Yes
Number of potentials	1	Number of levels	1
Number of clamping points per level	3	Number of potentials per tier	1
Levels cross-connected internally	No	PE connection	No
Rail	TS 35	N-function	No
PE function	No	PEN function	No

Additional technical data

Open sides	right	Type of mounting	Snap-on
------------	-------	------------------	---------

CSA rating data

Certificate No. (CSA)	200039-1057876	Current size B (CSA)	26 A
Current size D (CSA)	10 A	Voltage size B (CSA)	300 V
Voltage size D (CSA)	300 V	Wire cross section max. (CSA)	12 AWG
Wire cross section min. (CSA)	26 AWG		

Conductors for clamping (additional connection)

Connection type, additional connection	Plug-in connection
--	--------------------

WMF 2.5 BLZ

Weidmüller Interface GmbH & Co. KG

Klingenbergstraße 26

D-32758 Detmold

Germany

www.weidmueller.com

Technical data

Conductors for clamping (rated connection)

Blade size	0.6 x 3.5 mm	Clamping range, max.	4 mm ²
Clamping range, min.	0.5 mm ²	Clamping screw	M 3
Connection cross-section, stranded, max.	4 mm ²	Connection cross-section, stranded, min.	1.5 mm ²
Connection direction	on side	Gauge to IEC 60947-1	A3
Number of connections	3	Stripping length	10 mm
Tightening torque, max.	0.6 Nm	Tightening torque, min.	0.5 Nm
Type of connection	Screw connection	Type of connection 2	Plug-in connection
Wire connection cross section AWG, max.	AWG 12	Wire connection cross section AWG, min.	AWG 26
Wire connection cross section, finely stranded, max.	4 mm ²	Wire connection cross section, finely stranded, min.	0.5 mm ²
Wire connection cross-section, finely stranded with wire-end ferrules DIN 46228/1, max.	2.5 mm ²	Wire connection cross-section, finely stranded with wire-end ferrules DIN 46228/1, min.	0.5 mm ²
Wire connection cross-section, finely stranded with wire-end ferrules DIN 46228/4, max.	2.5 mm ²	Wire connection cross-section, finely stranded with wire-end ferrules DIN 46228/4, min.	0.5 mm ²
Wire connection cross-section, solid core, max.	4 mm ²	Wire connection cross-section, solid core, min.	0.5 mm ²

General

Rail	TS 35	Standards	IEC 61984, In accordance with IEC 60947-7-1
Wire connection cross section AWG, max.	AWG 12	Wire connection cross section AWG, min.	AWG 26

PE rating data

PEN function	No
--------------	----

Rating data

Rated cross-section	2.5 mm ²	Rated voltage	250 V
Rated current	24 A	Current at maximum wires	32 A
Standards	IEC 61984, In accordance with IEC 60947-7-1	Volume resistance according to IEC 60947-7-x	1.33 mΩ
Rated impulse withstand voltage	8 kV	Power loss in accordance with IEC 60947-7-x	0.77 W
Pollution severity	3	Surge voltage category	III

UL rating data

Certificate No. (cURus)	E60693	Conductor size Factory wiring max. (cURus)	12 AWG
Conductor size Factory wiring min. (cURus)	26 AWG	Conductor size Field wiring max. (cURus)	12 AWG
Conductor size Field wiring min. (cURus)	26 AWG	Current size B (cURus)	20 A
Current size D (cURus)	10 A	Voltage size B (cURus)	300 V
Voltage size D (cURus)	300 V	Wire cross section max. (cURus)	12 AWG
Wire cross section min. (cURus)	26 AWG		

WMF 2.5 BLZ

Weidmüller Interface GmbH & Co. KG
 Klingenbergstraße 26
 D-32758 Detmold
 Germany

www.weidmueller.com

Technical data

Classifications

ETIM 6.0	EC000897	ETIM 7.0	EC000897
ETIM 8.0	EC000897	ECLASS 9.0	27-14-11-20
ECLASS 9.1	27-14-11-20	ECLASS 10.0	27-14-11-20
ECLASS 11.0	27-14-11-20		

Approvals

Approvals



ROHS	Conform
UL File Number Search	E60693

Downloads

Approval/Certificate/Document of Conformity	EAC certificate CE Declaration of Conformity CE Declaration of Conformity all terminals
Engineering Data	CAD data – STEP
Engineering Data	EPLAN, WSCAD, Zuken E3.S
User Documentation	StorageConditionsTerminalBlocks
Catalogues	Catalogues in PDF-format
Brochures	

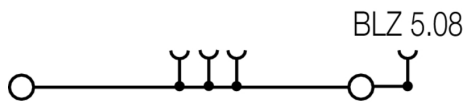
Data sheet

WMF 2.5 BLZ

Weidmüller Interface GmbH & Co. KG
Klingenbergstraße 26
D-32758 Detmold
Germany

www.weidmueller.com

Drawings



WMF 2.5 DI BLZ

Weidmüller Interface GmbH & Co. KG


Klingenbergstraße 26

D-32758 Detmold

Germany

www.weidmueller.com

Product image



Weidmüller's new WMF (Weidmüller Multi-Functional) line of terminal blocks provide a multi-functional solution for routing and distributing signals. This space-saving terminal combines all the necessary functionality into a single solution. It features an integrated shield connection and can be used with feed-through, fuse and disconnect functionality. The three cross-connection channels and wide variety of labelling options offer additional flexibility.

General ordering data

Version	W-Series, Test-disconnect terminal, Rated cross-section: 2.5 mm ² , Screw connection
Order No.	1143000000
Type	WMF 2.5 DI BLZ
GTIN (EAN)	4032248926213
Qty.	50 pc(s).

Creation date November 26, 2021 7:14:33 PM CET

Catalogue status 19.11.2021 / We reserve the right to make technical changes.

WMF 2.5 DI BLZ**Weidmüller Interface GmbH & Co. KG**

Klingenbergstraße 26

D-32758 Detmold

Germany

www.weidmueller.com

Technical data**Dimensions and weights**

Depth	44.5 mm	Depth (inches)	1.752 inch
Depth including DIN rail	45 mm	Height	90 mm
Height (inches)	3.543 inch	Width	5.08 mm
Width (inches)	0.2 inch	Net weight	11.63 g

Temperatures

Storage temperature	-25 °C...55 °C	Continuous operating temp., min.	-50 °C
Continuous operating temp., max.	120 °C		

Material data

Material	Wemid	Colour	dark beige
UL 94 flammability rating	V-0		

System specifications

Version	2 screw connections - 1 plug-in connection, Spacer, for plug-in cross- connector, One end without connector	End cover plate required	Yes
Number of levels	1	Number of clamping points per level	3
Rail	TS 35		

Additional technical data

Open sides	right	Snap-on	No
Type of fixing	Snap-on	Type of mounting	Snap-on
With snap-in pegs	No		

CSA rating data

Certificate No. (CSA)	200039-1057876	Current size B (CSA)	19 A
Current size D (CSA)	10 A	Voltage size B (CSA)	300 V
Voltage size D (CSA)	300 V	Wire cross section max. (CSA)	12 AWG
Wire cross section min. (CSA)	26 AWG		

Conductors for clamping (additional connection)

Connection type, additional connection Plug-in connection

WMF 2.5 DI BLZ

Weidmüller Interface GmbH & Co. KG

Klingenbergstraße 26

D-32758 Detmold

Germany

www.weidmueller.com

Technical data

Conductors for clamping (rated connection)

Blade size	0.6 x 3.5 mm	Clamping range, max.	4 mm ²
Clamping range, min.	0.5 mm ²	Clamping screw	M 3
Connection cross-section, stranded, max.	4 mm ²	Connection cross-section, stranded, min.	1.5 mm ²
Connection direction	on side	Gauge to IEC 60947-1	A3
Number of connections	3	Stripping length	10 mm
Tightening torque, max.	0.6 Nm	Tightening torque, min.	0.5 Nm
Type of connection	Screw connection	Type of connection 2	Plug-in connection
Wire connection cross section AWG, max.	AWG 12	Wire connection cross section AWG, min.	AWG 26
Wire connection cross section, finely stranded, max.	4 mm ²	Wire connection cross section, finely stranded, min.	0.5 mm ²
Wire connection cross-section, finely stranded with wire-end ferrules DIN 46228/1, max.	2.5 mm ²	Wire connection cross-section, finely stranded with wire-end ferrules DIN 46228/1, min.	0.5 mm ²
Wire connection cross-section, finely stranded with wire-end ferrules DIN 46228/4, max.	2.5 mm ²	Wire connection cross-section, finely stranded with wire-end ferrules DIN 46228/4, min.	0.5 mm ²
Wire connection cross-section, solid core, max.	4 mm ²	Wire connection cross-section, solid core, min.	0.5 mm ²

Disconnect terminals

Cross-disconnect	without	Slitting	Pivoting
------------------	---------	----------	----------

General

Rail	TS 35	Standards	IEC 61984, In accordance with IEC 60947-7-1
Wire connection cross section AWG, max.	AWG 12	Wire connection cross section AWG, min.	AWG 26

Rating data

Rated cross-section	2.5 mm ²	Rated voltage	250 V
Rated current	20 A	Current at maximum wires	20 A
Standards	IEC 61984, In accordance with IEC 60947-7-1	Volume resistance according to IEC 60947-7-x	1.33 mΩ
Rated impulse withstand voltage	8 kV	Power loss in accordance with IEC 60947-7-x	0.77 W
Pollution severity	3	Surge voltage category	III

UL rating data

Certificate No. (cURus)	E60693	Conductor size Factory wiring max. (cURus)	12 AWG
Conductor size Factory wiring min. (cURus)	26 AWG	Conductor size Field wiring max. (cURus)	12 AWG
Conductor size Field wiring min. (cURus)	26 AWG	Current size B (cURus)	19 A
Current size D (cURus)	10 A	Voltage size B (cURus)	300 V
Voltage size D (cURus)	300 V	Wire cross section max. (cURus)	12 AWG
Wire cross section min. (cURus)	26 AWG		

WMF 2.5 DI BLZ

Weidmüller Interface GmbH & Co. KG

Klingenbergstraße 26

D-32758 Detmold

Germany

www.weidmueller.com

Technical data

Classifications

ETIM 6.0	EC000902	ETIM 7.0	EC000902
ETIM 8.0	EC000902	ECLASS 9.0	27-14-11-26
ECLASS 9.1	27-14-11-26	ECLASS 10.0	27-14-11-26
ECLASS 11.0	27-14-11-26		

Approvals

Approvals



ROHS	Conform
UL File Number Search	E60693

Downloads

Approval/Certificate/Document of Conformity	EAC certificate CE Declaration of Conformity CE Declaration of Conformity all terminals
Engineering Data	CAD data – STEP
Engineering Data	EPLAN, WSCAD, Zuken E3.S
User Documentation	Beipackzettel WMF.pdf StorageConditionsTerminalBlocks
Catalogues	Catalogues in PDF-format
Brochures	

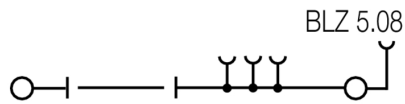
Data sheet

WMF 2.5 DI BLZ

Weidmüller Interface GmbH & Co. KG
Klingenbergstraße 26
D-32758 Detmold
Germany

www.weidmueller.com

Drawings



WMF 2.5 FU BLZ SW**Weidmüller Interface GmbH & Co. KG**

Klingenbergstraße 26

D-32758 Detmold

Germany

www.weidmueller.com

Product image

Weidmüller's new WMF (Weidmüller Multi-Functional) line of terminal blocks provide a multi-functional solution for routing and distributing signals. This space-saving terminal combines all the necessary functionality into a single solution. It features an integrated shield connection and can be used with feed-through, fuse and disconnect functionality. The three cross-connection channels and wide variety of labelling options offer additional flexibility.

General ordering data

Version	W-Series, Fuse terminal, Rated cross-section: 2.5 mm ² , Screw connection
Order No.	1162980000
Type	WMF 2.5 FU BLZ SW
GTIN (EAN)	4032248992072
Qty.	50 pc(s).

Creation date December 8, 2021 3:56:09 PM CET

Catalogue status 30.11.2021 / We reserve the right to make technical changes.

WMF 2.5 FU BLZ SW
Weidmüller Interface GmbH & Co. KG

Klingenbergstraße 26

D-32758 Detmold

Germany

www.weidmueller.com

Technical data
Dimensions and weights

Depth	74 mm	Depth (inches)	2.913 inch
Depth including DIN rail	74.5 mm	Height	90 mm
Height (inches)	3.543 inch	Width	5.08 mm
Width (inches)	0.2 inch	Net weight	17.3 g

Temperatures

Storage temperature	-25 °C...55 °C	Continuous operating temp., min.	-50 °C
Continuous operating temp., max.	120 °C		

Material data

Material	Wemid	Colour	black
UL 94 flammability rating	V-0		

System specifications

Version	2 screw connections - 1 plug-in connection, Fuse isolator, for plug-in cross-connector, One end without connector	End cover plate required	Yes
Number of levels	1	Number of clamping points per level	3
Rail	TS 35		

Additional technical data

Open sides	right	Type of mounting	Snap-on
------------	-------	------------------	---------

CSA rating data

Certificate No. (CSA)	200039-1057876	Current size B (CSA)	17 A
Current size D (CSA)	10 A	Voltage size B (CSA)	300 V
Voltage size D (CSA)	300 V	Wire cross section max. (CSA)	12 AWG
Wire cross section min. (CSA)	26 AWG		

Conductors for clamping (additional connection)

Connection type, additional connection Plug-in connection

WMF 2.5 FU BLZ SW

Weidmüller Interface GmbH & Co. KG

Klingenbergstraße 26

D-32758 Detmold

Germany

www.weidmueller.com

Technical data

Conductors for clamping (rated connection)

Blade size	0.6 x 3.5 mm	Clamping range, max.	4 mm ²
Clamping range, min.	0.5 mm ²	Clamping screw	M 3
Connection cross-section, stranded, max.	4 mm ²	Connection cross-section, stranded, min.	1.5 mm ²
Connection direction	on side	Gauge to IEC 60947-1	A3
Number of connections	3	Stripping length	10 mm
Tightening torque, max.	0.6 Nm	Tightening torque, min.	0.5 Nm
Type of connection	Screw connection	Type of connection 2	Plug-in connection
Wire connection cross section AWG, max.	AWG 12	Wire connection cross section AWG, min.	AWG 26
Wire connection cross section, finely stranded, max.	4 mm ²	Wire connection cross section, finely stranded, min.	0.5 mm ²
Wire connection cross-section, finely stranded with wire-end ferrules DIN 46228/1, max.	2.5 mm ²	Wire connection cross-section, finely stranded with wire-end ferrules DIN 46228/1, min.	0.5 mm ²
Wire connection cross-section, finely stranded with wire-end ferrules DIN 46228/4, max.	2.5 mm ²	Wire connection cross-section, finely stranded with wire-end ferrules DIN 46228/4, min.	0.5 mm ²
Wire connection cross-section, solid core, max.	4 mm ²	Wire connection cross-section, solid core, min.	0.5 mm ²

Fuse terminals

Cartridge fuse	G-Si. 5 x 20	Display	Without LED
Fuse holder (cartridge holder)	Pivoting	Power loss for overload and short-circuit protection for a composite arrangement	1.6 W at 6.3 A @ 23°C
Power loss for overload and short-circuit protection for an individual arrangement	1.6 W at 6.3 A @ 44°C	Power loss for short-circuit protection only for a composite arrangement	2.5 W at 6.3 A @ 48°C
Power loss for short-circuit protection only for an individual arrangement	4 W at 6.3 A @ 61°C		

General

Rail	TS 35	Standards	IEC 61984, In accordance with IEC 60947-7-1, IEC 60947-3
Wire connection cross section AWG, max.	AWG 12	Wire connection cross section AWG, min.	AWG 26

Rating data

Rated cross-section	2.5 mm ²	Rated voltage	250 V
Rated current	6.3 A	Current at maximum wires	6.3 A
Standards	IEC 61984, In accordance with IEC 60947-7-1, IEC 60947-3	Volume resistance according to IEC 60947-7-x	1.33 mΩ
Rated impulse withstand voltage	8 kV	Power loss in accordance with IEC 60947-7-x	0.77 W
Pollution severity	3	Surge voltage category	III

WMF 2.5 FU BLZ SW

Weidmüller Interface GmbH & Co. KG

Klingenbergstraße 26

D-32758 Detmold

Germany

www.weidmueller.com

Technical data

UL rating data

Certificate No. (cURus)	E60693	Conductor size Factory wiring max. (cURus)	12 AWG
Conductor size Factory wiring min. (cURus)	26 AWG	Conductor size Field wiring max. (cURus)	12 AWG
Conductor size Field wiring min. (cURus)	26 AWG	Current size B (cURus)	17 A
Current size D (cURus)	10 A	Voltage size B (cURus)	300 V
Voltage size D (cURus)	300 V	Wire cross section max. (cURus)	12 AWG
Wire cross section min. (cURus)	26 AWG		

Classifications

ETIM 6.0	EC000899	ETIM 7.0	EC000899
ETIM 8.0	EC000899	ECLASS 9.0	27-14-11-16
ECLASS 9.1	27-14-11-16	ECLASS 10.0	27-14-11-16
ECLASS 11.0	27-14-11-16		

Approvals

Approvals



ROHS	Conform
UL File Number Search	E60693

Downloads

Approval/Certificate/Document of Conformity	EAC certificate CE Declaration of Conformity CE Declaration of Conformity all terminals
Engineering Data	CAD data – STEP
Engineering Data	EPLAN, WSCAD, Zuken E3.S
User Documentation	Beipackzettel_WMF.pdf StorageConditionsTerminalBlocks
Catalogues	Catalogues in PDF-format
Brochures	

Data sheet

WMF 2.5 FU BLZ SW

Weidmüller Interface GmbH & Co. KG
Klingenbergstraße 26
D-32758 Detmold
Germany

www.weidmueller.com

Drawings

