

# GAS DETECTION and MONITORING SOLUTIONS

GENERAL BROCHURE  
2021





## SOFTWARE SOLUTIONS

3 iNet® Platform

4 SAFER™ One Software

## MULTI-GAS DETECTORS

5 Tango® TX2 Two-Gas Monitor

6 Ventis® MX4 Multi-Gas Monitor

7 Ventis® Pro5 Multi-Gas Monitor

8 MX6 iBrid® Multi-Gas Monitor

## AREA MONITORS

9 Radius® BZ1 Multi-Gas Area Monitor

## SINGLE GAS MONITORS

10 Tango® TX1 Single Gas Monitor

11 GasBadge® Pro Single Gas Monitor

## DOCKING STATIONS

12 DSX™ Docking Station

## CONNECTIVITY GATEWAYS

13 RGX® Gateway

## ACCESSORIES

14 iAssign® Beacon

## TECHNOLOGY

15 LENS Wireless

16 Connected Safety

## SERVICES

17 After Sale Support

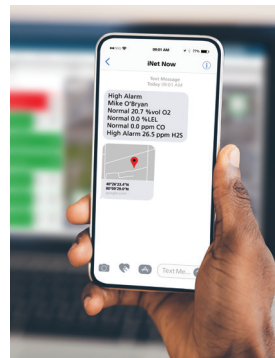
18 GDME Training

## REFERENCE LIBRARY

19 Electrochemical Sensor Cross Interference Table

## CERTIFICATIONS & PRICING

20 Gas Monitor Certifications



### Industrial Scientific Asia Pacific

3 International Business Park  
#05-23/24 Nordic European Centre  
Singapore 609927  
Phone: +65 6561 7377  
Fax: +65 6561 7787  
Email: info@ap.indsci.com

### Industrial Scientific Australia Pty Ltd

Millers Junction, 15 Cabot Drive  
Altona North VIC 3025  
Australia  
Phone: +61 3 9391 3344 | 1800 809 606  
Email: info@ap.indsci.com



## iNet® Platform

Whether you need live monitoring with real-time alerts, gas detection management with historical reports, or automatic instrument exchanges, our iNet® platform will help you to be safer and more productive.

**iNet® Exchange** is a subscription-based service for gas detectors that covers shipping, repair, calibration gas, docking stations, training, and more. With iNet Exchange, you'll always have the monitors you need, right when you need them. Instead of your team spending valuable time fixing broken monitors, we automatically repair and replace your critical safety equipment, eliminating your maintenance pains.

- Always have the equipment you need, when you need it
- Reduce total cost of ownership of your gas detection program by eliminating unexpected repair, replacement and inventory expenses
- Avoid instrument downtime with proactive replacement, typically within 48 hours
- Simplify your gas detection program by managing all equipment, data and documentation from one simple dashboard

See all features and benefits at  
[www.indsci.com/inet-exchange](http://www.indsci.com/inet-exchange)

**iNet® Control** gives you the power to reduce risk by giving you critical insights and complete control over your equipment, data and worker behavior.

- Spend less time updating your gas detection fleet by easily managing everything from monitor settings and firmware to calibration gas in one dashboard
- Access all historical alarm data and generate reports or calibration certificates at any time.
- Manage worker and site safety by tracking critical instrument data
- Reduce risk to your people and your site by identifying and intervening when SOPs aren't followed
- For DSXi Docking Station customers, access to iNet Control is included

See all features and benefits at  
[www.indsci.com/inet-control](http://www.indsci.com/inet-control)



**iNet® Now** live monitoring software provides real-time visibility into worker and site safety so you can proactively address hazards and respond quickly in an emergency with actionable information.

- Respond quickly and effectively in an emergency with real-time alerts that show who is in danger, where they're working and what hazards they face
- Get real-time visibility into what's happening across your site through remote monitoring
- Improve site safety and productivity by making decisions based on insights, not instincts

See all features and benefits at  
[www.indsci.com/inet-now](http://www.indsci.com/inet-now)

**Join 15,000+ Customer Sites on iNet**

Over 95,400,000 Alarm Events | Over 399,000 Gas Detectors  
 85 Countries








**SAFER™ ONE**  
SOFTWARE

## SAFER One

SAFER One, software for advanced hazard modeling, gives you the real-time information you need to proactively respond to a chemical release and reduce the risk to your people, plant, and community.

Easily identify the source, severity, and community impact of a chemical event by integrating real-time data from on-site gas and weather sensors with Google Maps™. Whether it's for emergency response or everyday use, SAFER One ensures you're prepared for any chemical situation.

- See impacted areas – now and in the future – on a clear map. Aggregate real-time data from gas sensors, weather stations, and local maps to see all vital information in one place.
- Quickly identify the source of the chemical leak so you can stop it faster.
- Generate detailed reports to share with first responders and community stakeholders. Have confidence that your information is up-to-date and accurate, from start to finish.
- Improve efficiency and accuracy by eliminating tedious manual event analysis processes. Allow our proven, patented algorithms to calculate it for you using real-time data.



SAFER One gives you full visibility into your site by integrating with other solutions. See below for some common integrations.

### WEATHER STATIONS

PART NO.	DESCRIPTION
18109636-1010	Weather Station, All-Weather Sensor, Communication Box, Ethernet
18109636-2010	Weather Station, All-Weather Sensor, Communication Box, Fiber
18109636-3010	Weather Station, All-Weather Sensor, Communication Box, RF
18109636-3110*	Weather Station, All-Weather Sensor, Communication Box, RF, Includes Yagi Directional Antenna w/ N-Type Connector
18109636-3210*	Weather Station, All-Weather Sensor, Communication Box, RF, Includes Omni Directional Antenna with Mounting Bracket
17159981	Lufft Weather Sensor, WS700, US & CA only, Configured (has the rain gauge and solar radiation)
17160154	Lufft, Weather Station, WS501-UMB
17160157	Lufft, Rain Gauge, Tipping Bucket, WTB100 (this is needed with 17160154)



See how you can take your existing safety processes to the next level with SAFER One at:  
[www.indsci.com/safer](http://www.indsci.com/safer)





## TANGO® TX2 TWO-GAS MONITOR

Protect workers, reduce false alarms, and spend less time managing your gas detector fleet with the Tango® TX2. The Tango TX2 is the most accurate two-gas monitor featuring individual sensors that increase alarm accuracy. A two-year runtime and replaceable battery simplify gas detection management by eliminating the need for charging infrastructure.

### INSTRUMENT CONFIGURATIONS

PART NUMBER	DESCRIPTION
TX2-12011	Tango TX2, CO, H <sub>2</sub> S, English
TX2-14011	Tango TX2, CO, NO <sub>2</sub> , English
TX2-15011	Tango TX2, CO, SO <sub>2</sub> , English
TX2-1G011	Tango TX2, CO, CO Low, English
TX2-24011	Tango TX2, H <sub>2</sub> S, NO <sub>2</sub> , English
TX2-25011	Tango TX2, H <sub>2</sub> S, SO <sub>2</sub> , English
TX2-2G011	Tango TX2, H <sub>2</sub> S, CO Low, English
TX2-45011	Tango TX2, NO <sub>2</sub> , SO <sub>2</sub> , English
TX2-4G011	Tango TX2, NO <sub>2</sub> , CO Low, English
TX2-5G011	Tango TX2, SO <sub>2</sub> , CO Low, English

### ACCESSORIES

18109330-ABC	DSX™ Docking Station for Tango TX2 A – DSX Mode: 0 = DSX Standalone, 1 = DSXi Cloud-connected, 2 = DSX-L Local Server B – Number of Gas Inlet Ports: 3 = 3 Ports, 6 = 6 Ports C – Power Cord Type: 1 = North America, 2 = Europe, 3 = Australia, 4 = UK
17154367	Replacement battery
18109171	Soft nylon case, Black
18109239	Soft nylon case, Safety Orange
18109218	Dust barrier kit, 5 pack
18109230	Water barrier kit, 5 pack
18109238	CalCup and tubing kit
17154484	Suspender clip
17154915-0	AlarmAmp, Black
17154915-1	AlarmAmp, Safety Orange

### SPECIFICATIONS\*

#### INSTRUMENT WARRANTY

Guaranteed for Life™. Warranted for as long as the instrument is supported by Industrial Scientific Corporation (excludes sensors, batteries, and filters). CO and H<sub>2</sub>S sensors are warranted for three years. All other sensors are warranted for two years.

#### DISPLAY

Segment liquid crystal display (LCD)

#### KEYPAD

Two buttons

#### CASE MATERIALS

Case top: Polycarbonate with a protective rubber overmold  
Case bottom: Conductive polycarbonate

#### ALARMS

Three strobe-emitting visual alarm LEDs (two red; one blue)  
100 decibel (dB) audible alarm at a distance of 10 cm (3.94 in); Vibration alarm

#### DIMENSIONS

99 x 51 x 35 mm (3.9 x 2.0 x 1.4 in)

#### WEIGHT

126.0 g (4.4 oz)

#### TEMPERATURE RANGE

-40 °C to 50 °C (-40 °F to 122 °F) \*\*

#### HUMIDITY RANGE

15% to 95% Non-condensing (continuous)

#### SENSORS

CO, CO/H<sub>2</sub>, H<sub>2</sub>S, NO<sub>2</sub>, SO<sub>2</sub> – Electrochemical sensor technology

#### SENSOR MEASURING RANGES

Carbon Monoxide (CO): 0 to 1,000 ppm in 1 ppm increments  
Carbon Monoxide (CO/H<sub>2</sub> low): 0 to 1,000 ppm in 1 ppm increments  
Hydrogen Sulfide (H<sub>2</sub>S): 0.0 to 500.0 ppm in 0.1 ppm increments  
Nitrogen Dioxide (NO<sub>2</sub>): 0.0 to 150.0 ppm in 0.1 ppm increments  
Sulfur Dioxide (SO<sub>2</sub>): 0.0 to 150.0 ppm in 0.1 ppm increments

#### BATTERY

3.6 V Primary lithium-thionyl chloride (Li-SOCl<sub>2</sub>); 1.5AH, 2/3AA; replaceable; non rechargeable; always on; up to 2-year run time depending on operating conditions

#### DATA LOGGING

3 months at 10-second intervals

#### EVENT LOGGING

60 alarm events

#### CERTIFICATIONS

DIRECTIVE OR CB AREA CLASSIFICATION STANDARDS

ATEX<sup>1</sup>: Ex ia I Ma;  
Ex ia IIC T4 Ga; Equipment Group and Category: I M1 and II 1G,  
EN 60079-0: 2012  
EN 60079-11: 2012  
EN 50303: 2000

IECEx<sup>3</sup> Ex ia I Ma, Ex ia IIC T4 Ga  
IEC 60079-0: 2011  
IEC 60079-11:2011

UL (C-US)<sup>4</sup>: Class I, Groups A, B, C, and D; Class II, Groups E, F, and G; T4; Exia Class I, Zone 0, AEx ia IIC T4

UL 913 8th Ed.  
UL 60079-0 6th Ed.  
UL 60079-11 6th Ed.  
CSA C22.2 No. 157





## VENTIS® MX4 MULTI-GAS MONITOR

The Ventis® MX4 is a four-gas monitor with the portability and size of a single-gas monitor. Eliminate the need for extra monitors and transition seamlessly from personal monitoring to confined space entry with the Ventis® Slide-on Pump—ideal for operators who wear their gas monitors primarily for personal protection but occasionally require a pump for confined space entries.

- Detect up to four gases with a wide range of sensor options
- Select alarm set points, set latch alarms, disable instrument shutdown while in alarm, and more
- Save time and reduce human error with maintenance and usage data available from iNet Control software
- Available with or without an integral pump, or with the Ventis Slide-on Pump for ultimate flexibility
- Non-pumped instruments compatible with 12-hour, 18-hour, or 20-hour batteries

See all features and benefits at  
[www.indsci.com/ventis](http://www.indsci.com/ventis)

### SPECIFICATIONS\*

#### WARRANTY

Monitor, pump (if applicable), CO, H<sub>2</sub>S, O<sub>2</sub>, and LEL sensors have a four-year warranty. All other sensors and batteries are warranted for two years.

#### CASE MATERIAL

Polycarbonate with protective rubber overmold

#### DIMENSIONS

103 x 58 x 30 mm (4.1 x 2.3 x 1.2 in) without Pump, Lithium-ion battery version  
 172 x 67 x 66 mm (6.8 x 2.6 x 2.6 in) with Pump, Lithium-ion battery version

#### WEIGHT

182 g (6.4 oz) without Pump, Lithium-ion battery version  
 380 g (13.4 oz) with Pump, Lithium-ion battery version

#### POWER SOURCE/RUN TIME

Rechargeable Slim Extended Lithium-ion Battery  
 (18 hours typical @ 20 °C) without Pump  
 Rechargeable lithium-ion battery  
 (12 hours typical @ 20 °C) without Pump  
 Rechargeable Extended-Range Lithium-ion Battery  
 (20 hours typical @ 20 °C) without Pump  
 (12 hours typical @ 20 °C) with Pump  
 Replaceable AAA Alkaline Battery  
 (8 hours typical @ 20 °C) without Pump  
 (4 hours typical @ 20 °C) with Pump

#### ALARMS

Ultra-bright LEDs, loud audible alarm (95 dB at 30 cm), and vibrating alarm

#### DISPLAY/READOUT

Backlit Liquid Crystal Display (LCD)

#### TEMPERATURE RANGE

-20 °C to 50 °C (-4 °F to 122 °F) \*\*

#### HUMIDITY RANGE

15% to 95% non-condensing (continuous)

#### SENSORS AND MEASURING RANGES

Combustible Gases:	0-100% LEL in 1% increments
Methane (CH <sub>4</sub> ):	0-5% of vol in 0.01% increments
Oxygen (O <sub>2</sub> ):	0-30% of vol in 0.1% increments
Carbon Monoxide (CO):	0-1,000 ppm in 1 ppm increments
Hydrogen Sulfide (H <sub>2</sub> S):	0-500 ppm in 0.1 ppm increments
Nitrogen Dioxide (NO <sub>2</sub> ):	0-150 ppm in 0.1 ppm increments
Sulfur Dioxide (SO <sub>2</sub> ):	0-150 ppm in 0.1 ppm increments

#### SUPPLIED WITH MONITOR

Calibration Cup (without Pump), Sample Tubing (with Pump)

\*These specifications are based on performance averages and may vary by instrument.

\*\* Operating temperatures above 50 °C (122 °F) may cause reduced instrument accuracy. Operating temperatures below -20 °C (-4 °F) may cause reduced instrument accuracy and affect display and alarm performance. See Product Manual for details.







## VENTIS® PRO5 MULTI-GAS MONITOR

The Ventis® Pro5 is a five-gas monitor with a dedicated man-down alarm, panic button, and custom on-screen messages, making it easy for workers to communicate and operate. The Ventis Pro5 is the most flexible connected monitor on the market, giving you the power to manage worker safety anytime, anywhere – even in the most remote settings. Wireless connectivity in the Ventis Pro5 connects workers to iNet Now live monitoring software via cellular, wi-fi, satellite, or to peers on-site through LENS Wireless.

- Eliminate the need for multiple pieces of equipment by using Ventis Pro5 for lone worker tracking, confined space entry, and personal monitoring.
- Train workers on one, multi-purpose gas monitor and reduce the risk and investment of having different devices in the field.
- Improve team and site safety by locally sharing alarms and gas readings between wirelessly connected Ventis Pro5 monitors.
- Get real-time location and alarm data directly from Ventis Pro5 gas monitors to a designated safety contact with the optional cellular or wi-fi battery pack.
- Reinforce safe behavior with programmable alarm action messages like “EVACUATE” or “VENTILATE” based on alarm level.
- Simplify the user experience with the ability to hide unnecessary

See all features and benefits at  
[www.indsci.com/ventispro](http://www.indsci.com/ventispro)

## Sensor & Configuration Options

The Ventis Pro5 offers sensor and configuration options for multiple industries and applications, including standard and non-standard 4-gas, 5-gas, and a methane IR sensor making it a cost-effective option for personal protection and confined space applications.

LEL (CH <sub>4</sub> % Vol)	Cl <sub>2</sub>	NO <sub>2</sub>	IR HC
LEL (Methane)	CO	IR CH <sub>4</sub>	HCN
LEL (Pentane)	CO/H <sub>2</sub> Low	IR CO <sub>2</sub>	NH <sub>3</sub>
O <sub>2</sub>	CO/H <sub>2</sub> S	IR CO <sub>2</sub> /CH <sub>4</sub>	PH <sub>3</sub>
H <sub>2</sub> S	SO <sub>2</sub>	IR CO <sub>2</sub> /LEL	PID (VOC's)

### SPECIFICATIONS\*

#### WARRANTY

Monitor is Guaranteed for Life™ as long as the instrument is supported by Industrial Scientific Corporation (excludes sensors, batteries, and filters). O<sub>2</sub>, LEL, CO, and H<sub>2</sub>S sensors and pumps are warranted for four years. All other sensors and batteries are warranted for two years.

#### CASE MATERIAL

Polycarbonate with protective rubber overmold

#### DIMENSIONS

104 x 58 x 36 mm (4.1 x 2.3 x 1.4 in) without Pump  
 172 x 67 x 65 mm (6.8 x 2.6 x 2.6 in) with Pump  
 104 x 58 x 61 mm (4.1 x 2.3 x 2.4 in) with wi-fi Battery

#### WEIGHT

200 g (7.05 oz) typical, without Pump  
 390 g (13.76 oz) typical, with Pump  
 243 g (8.5 oz) typical, with wi-fi Battery

#### POWER SOURCE/RUN TIME

Rechargeable Slim Extended Lithium-ion battery (no Pump option)  
 (18 hours typical @ 20 °C) with LEL | (54 hours typical @ 20 °C) with IR  
 Rechargeable Lithium-ion battery (no Pump option)  
 (12 hours typical @ 20 °C) with LEL | (36 hours typical @ 20 °C) with IR  
 Rechargeable Extended-Range Lithium-ion battery with LEL  
 (23 hours typical @ 20 °C) without Pump | (18 hours typical @ 20 °C) with Pump  
 Rechargeable Extended-Range Lithium-ion battery with IR  
 (72 hours typical @ 20 °C) without Pump | (32 hours typical @ 20 °C) with Pump  
 Rechargeable wi-fi Lithium-ion battery (no Pump option)  
 (16 hours typical @ 20 °C) with LEL

#### ALARMS

Four visual alarm LEDs (two red, two blue)  
 95 decibel (dB) audible alarm at a distance of 10 cm (3.94 in) vibration alarms

**DISPLAY/READOUT** Backlit liquid crystal display (LCD)

**KEYPAD** Two buttons for operation, dedicated panic button

**INGRESS PROTECTION** IP68 (submersion at 1.5 meters for 1 hour)

**TEMPERATURE RANGE** -40 °C to 50 °C (-40 °F to 122 °F) \*\*

**HUMIDITY RANGE** 15% to 95% non-condensing (continuous)

**EVENT LOGGING** 60 alarm events

**DATA LOG** At least 3 months at 10-second intervals

#### SENSOR RANGES

<b>CATALYTIC BEAD</b>	
Combustible Gases:	0-100% LEL in 1% increments
Methane (CH <sub>4</sub> ):	0-5% of vol in 0.01% increments
<b>ELECTROCHEMICAL</b>	
Ammonia (NH <sub>3</sub> ):	0-500 ppm in 1 ppm increments
Carbon Monoxide (CO):	0-2,000 ppm in 1 ppm increments
Carbon Monoxide (CO/H <sub>2</sub> low):	0-1,000 ppm in 1 ppm increments
Carbon Monoxide/Hydrogen Sulfide:	CO: 0-1,500 ppm in 1 ppm increments H <sub>2</sub> S: 0-500 ppm in 0.1 ppm increments
Chlorine (Cl <sub>2</sub> ):	0-50 ppm in 0.1 ppm increments
Hydrogen Sulfide (H <sub>2</sub> S):	0-500 ppm in 0.1 ppm increments
Hydrogen Cyanide (HCN):	0-30 ppm in 0.1 ppm increments
Nitrogen Dioxide (NO <sub>2</sub> ):	0-150 ppm in 0.1 ppm increments
Oxygen (O <sub>2</sub> ) (Standard/Long-Life):	0-30% of vol in 0.1% increments
Phosphine (PH <sub>3</sub> ):	0-10 ppm in 0.01 ppm increments
Sulfur Dioxide (SO <sub>2</sub> ):	0-150 ppm in 0.1 ppm increments
<b>INFRARED</b>	
Carbon Dioxide (CO <sub>2</sub> ):	0-5% vol in 0.01% increments
Methane (CH <sub>4</sub> ):	0-5% vol in 0.01% increments 5-100% vol in 0.1% increments
Carbon Dioxide/Combustible:	CO <sub>2</sub> : 0-5% vol in 0.01% increments LEL: 0-100% LEL in 1% increments
Carbon Dioxide/Methane:	CO <sub>2</sub> : 0-5% vol in 0.01% increments CH <sub>4</sub> : 0-5% vol in 0.01% increments CH <sub>4</sub> : 5-100% vol in 0.1% increments
Hydrocarbons:	0-100% LEL in 1% increments
<b>PHOTOIONIZATION</b>	
VOC (10.6 eV):	0-2,000 ppm in 0.1 ppm increments

#### COMMUNICATION

##### LENS WIRELESS MESH NETWORK

Frequency: ISM license-free band (2.405 - 2.480 GHz)  
 Max Peers: 25 devices per network group  
 Range: 100 m (300 ft) line of sight, face-to-face  
 Encryption: AES-128 | Approvals: FCC Part 15, IC, CE/RED, others†

Wi-Fi: 802.11 b/g/n 2.4GHz wi-fi with WPA2 security

\*These specifications are based on performance averages and may vary by instrument.

\*\* Operating temperatures above 50 °C (122 °F) may cause reduced instrument accuracy. Operating temperatures below -20 °C (-4 °F) may cause reduced instrument accuracy and affect display and alarm performance. See Product Manual for details.

† See [www.indsci.com/wireless-certifications](http://www.indsci.com/wireless-certifications) for country-specific wireless approvals and certifications.



## MX6 iBRID® MULTI-GAS MONITOR

The MX6 iBrid® is the most adaptable six-gas monitor on the market. With hundreds of possible sensor combinations and a robust list of available configuration settings, the MX6 iBrid gas detector is ready to monitor oxygen, toxic and combustible gases, and volatile organic compounds (VOCs).

- Flexible sensor configurations monitor up to six gases simultaneously
- Prescreen entries for benzene with an optional convertible kit
- Optional integral sampling pump with strong 30.5 meter (100 feet) sample draw
- Full-color LCD for easy visibility in all lighting conditions

See all features and benefits at  
[www.indsci.com/mx6](http://www.indsci.com/mx6)



### SPECIFICATIONS\*

#### WARRANTY

Guaranteed for Life™\*\*. Warranted for as long as the instrument is supported by Industrial Scientific Corporation

#### CASE MATERIAL

Lexan/ABS/stainless steel with protective rubber overmold

#### DIMENSIONS

135 x 77 x 48 mm (5.3 x 3.0 x 1.9 in) without Pump

193 x 77 x 56 mm (7.6 x 3.1 x 2.2 in) with Pump

#### WEIGHT

409 g (14.4 oz) typical without Pump; 511 g (18.0 oz) typical with Pump

#### POWER SOURCE/RUN TIMES

Rechargeable Extended-Range Lithium-ion Battery (36 hours) without Pump

Rechargeable Extended-Range Lithium-ion Battery (20 hours) with Pump

Replaceable AA Alkaline Battery (10.5 hours) without Pump

#### DISPLAY/READOUT

Color Graphic Liquid Crystal Display

#### TEMPERATURE RANGE

-20 °C to 55 °C (-4 °F to 131 °F)

#### HUMIDITY RANGE

15% to 95% non-condensing (continuous)

#### SENSORS AND MEASURING RANGES

SENSOR	RANGE	RESOLUTION
CATALYTIC BEAD		
Combustible Gas	0-100% LEL	1%
Methane (CH <sub>4</sub> )	0-5% vol	0.01%
ELECTROCHEMICAL		
Ammonia (NH <sub>3</sub> )	0-500 ppm	1
Carbon Monoxide (CO)	0-1,500 ppm	1
Carbon Monoxide (CO High Range)	0-9,999 ppm	1
Carbon Monoxide (CO/H <sub>2</sub> Low)	0-1,000 ppm	1
Chlorine (Cl <sub>2</sub> )	0-50 ppm	0.1
Chlorine Dioxide (ClO <sub>2</sub> )	0-1 ppm	0.01
Carbon Monoxide/ Hydrogen Sulfide (COSH)	CO: 0-1,500 ppm H <sub>2</sub> S: 0-500 ppm	1 0.1
Hydrogen (H <sub>2</sub> )	0-2,000 ppm	1
Hydrogen Chloride (HCl)	0-30 ppm	0.1
Hydrogen Cyanide (HCN)	0-30 ppm	0.1
Hydrogen Sulfide (H <sub>2</sub> S)	0-500 ppm	0.1
Nitric Oxide (NO)	0-1,000 ppm	1
Nitrogen Dioxide (NO <sub>2</sub> )	0-150 ppm	0.1
Oxygen (O <sub>2</sub> )	0-30% vol	0.1%
Phosphine (PH <sub>3</sub> )	0-5 ppm	0.01
Phosphine (PH <sub>3</sub> High Range)	0-1,000 ppm	1
Sulfur Dioxide (SO <sub>2</sub> )	0-150 ppm	0.1
INFRARED		
Hydrocarbons	0-100% LEL	1%
Methane (CH <sub>4</sub> % vol)	0-100% vol	1%
Methane CH <sub>4</sub> % LEL)	0-100% LEL	1%
Carbon Dioxide (CO <sub>2</sub> )	0-5% vol	0.01%
PHOTOIONIZATION		
VOC	0-2,000 ppm	0.1

#### SUPPLIED WITH MONITOR

Universal Charger, Nylon Carrying Case, Belt Clip, Calibration Cup, Wrist Strap, Quick Start Guide, Dust Filter/Water Stop (with Pump), Sample Tubing (with Pump).

#### LANGUAGE

English, Portuguese, French, Indonesian, Spanish, Russian, German, Polish, Italian, Czech, and Dutch

\* These specifications are based on performance averages and may vary by instrument.

\*\* Specific terms of the Guaranteed for Life™ Program are included with all products and are available upon request.





## RADIUS® BZ1 AREA MONITOR

The Radius® BZ1 Area Monitor is a rugged area monitor that detects up to seven gases and connects your entire worksite. It can be deployed in seconds for emergency response. Radius BZ1 shares readings and alarms with other units and personal gas monitors through LENS Wireless, allowing you to create a dynamic safety network that changes with the needs of your operations.

- Detect up to seven gases simultaneously with 18 sensor options, including PID
- Know what's happening at a distance thanks to the largest display of any area monitor and customizable alarm action messages like "EVACUATE" or "VENTILATE"
- Gain real-time visibility and respond faster in an emergency by pairing with the RGX® Gateway and iNet Now for live monitoring
- DualSense® Technology increases worker safety by using two sensors to detect the same gas
- SafeCore® Module houses all critical technology out of the elements for fewer false alarms

See all features and benefits at  
[www.indsci.com/radius](http://www.indsci.com/radius)



### SPECIFICATIONS\*

#### WARRANTY

Two-year warranty, including Sensors and Battery

**CASE MATERIAL** Impact-resistant polycarbonate alloys

**DIMENSIONS** 29 x 29 x 55 cm (11.5 x 11.5 x 21.5 in)

**WEIGHT** 7.5 kg (16.5 lb)

#### POWER SOURCE/RUN TIME

Rechargeable Nickel-Metal Hydride (NiMH) Battery

7 days (168 hours) typical @ 20 °C, without Pump, with Wireless

3.5 days (84 hours) typical @ 20 °C, with Pump, with Wireless

30 days (720 hours) typical @ 20 °C, Electrochemical Sensors only, without Pump, with Wireless

≤8 hour recharge time

#### ALARMS

108 decibel (dB) at 1 m (3.3 ft) redundant audible alarms

Redundant, visual alarm LEDs (red and blue)

#### DISPLAY/READOUT

11.2 cm (4.4 in) monochrome backlit graphical Liquid Crystal Display (LCD)

**KEYPAD** Three buttons

**INGRESS PROTECTION** IP66

**TEMPERATURE RANGE** -20 °C to 55 °C (-4 °F to 131 °F)

#### HUMIDITY RANGE

15% to 95% non-condensing (continuous)

#### MEASURING RANGES

##### CATALYTIC BEAD

Combustible Gases: 0-100% LEL in 1% increments

##### ELECTROCHEMICAL

Ammonia (NH<sub>3</sub>): 0-500 ppm in 1 ppm increments

Carbon Monoxide (CO): 0-1,500 ppm in 1 ppm increments

Carbon Monoxide (CO High Range): 0-9,999 ppm in 1 ppm increments

Carbon Monoxide (CO/H<sub>2</sub> Low): 0-1,000 ppm in 1 ppm increments

Carbon Monoxide/Hydrogen Sulfide: CO: 0-1,500 ppm in 1 ppm increments

H<sub>2</sub>S: 0-500 ppm in 0.1 ppm increments

Chlorine (Cl<sub>2</sub>): 0-50 ppm in 0.1 ppm increments

Hydrogen (H<sub>2</sub>): 0-2,000 ppm in 1 ppm increments

Hydrogen Sulfide (H<sub>2</sub>S): 0-500 ppm in 0.1 ppm increments

Hydrogen Cyanide (HCN): 0-30 ppm in 0.1 ppm increments

Nitrogen Dioxide (NO<sub>2</sub>): 0-150 ppm in 0.1 ppm increments

Oxygen (O<sub>2</sub>): 0-30% vol in 0.1% increments

Sulfur Dioxide (SO<sub>2</sub>): 0-150 ppm in 0.1 ppm increments

Phosphine (PH<sub>3</sub>): 0-5 ppm in 0.01 ppm increments

Nitric Oxide (NO): 0-1000 ppm in 1 ppm increments

##### INFRARED

Carbon Dioxide (CO<sub>2</sub>): 0-5% vol in 0.01% increments

##### PHOTOIONIZATION

VOC (10.6 eV): 0-2,000 ppm in 0.1 ppm increments

**EVENT LOGGING:** 60 alarm events

**DATA LOG:** At least 3 months at 10-second intervals

**PUMP:** Optional integral pump, up to 30.48 m (100 ft) sample draw

#### WIRELESS

Optional LENS Wireless, mesh network

Frequency: ISM license-free band (2.405 - 2.480 GHz)

Max Peers: 25 devices per network group / 10 independent, configurable network groups

Range: 300 m (~1,000 ft) line of sight

Encryption: AES-128

Approvals: FCC Part 15, IC, CE/RED, others \*\*

#### SUPPLIED WITH MONITOR

Calibration Cup (without Pump), Sample Tubing and Pump Inlet Water Barrier (with Pump), Hand Tool, Charging Power Supply and Region-Specific Cord

\* These specifications are based on performance averages and may vary by instrument.

\*\* See [www.indsci.com/wireless-certifications](http://www.indsci.com/wireless-certifications) for country-specific wireless approvals and certifications.



## TANGO® TX1 SINGLE GAS MONITOR

The Tango® TX1 is among the safest single gas detectors available today. Patented DualSense® Technology includes two of the same sensor for the most accurate reading and to ensure the monitor is functional and reliable, regardless of current bump test practices.

- Lightweight and wearable personal gas monitor
- Two-year run time
- Optional AlarmAmp™ increases audible alarms to 110dB
- Guaranteed for Life™ warranty

### DualSense Technology

The Tango TX1, Ventis Pro5, Radius BZ1, and SafeCore Module incorporate revolutionary patented DualSense Technology, which includes two of the same type of sensor to detect a single gas. The two sensor readings are processed through a proprietary algorithm and displayed as a single reading to the user. DualSense Technology ensures that regardless of your current bump test policy, you will be significantly safer than you would be using an instrument without redundant sensors\*. \*Based on iNet data

See all features and benefits at  
[www.indsci.com/tango](http://www.indsci.com/tango)

### SPECIFICATIONS\*

#### WARRANTY

Guaranteed for Life™. Warranted for as long as the instrument is supported by Industrial Scientific Corporation (excludes sensors, batteries, and filters). CO and H<sub>2</sub>S sensors are warranted for three years. All other sensors are warranted for two years.

#### CASE MATERIALS

Case top – polycarbonate with a protective rubber overmold  
 Case bottom – conductive polycarbonate

#### DIMENSIONS

99 x 51 x 35 mm (3.9 x 2.0 x 1.4 in)

#### WEIGHT

126.0 g (4.4 oz)

#### ALARMS

Three strobe-emitting visual alarm LEDs (two red; one blue)  
 100 decibel (dB) audible alarm at a distance of 10 cm (3.94 in) vibration alarm

#### DISPLAY

Segment Liquid Crystal Display (LCD)

#### INGRESS PROTECTION

IP66; IP67

#### TEMPERATURE RANGE

-40 °C to 50 °C (-40 °F to 122 °F) \*\* ATEX, IECEx, CSA, INMETRO and UL (C-US)

#### HUMIDITY RANGE

15% to 95% non-condensing (continuous)

#### EVENT LOGGING

60 alarm events

#### SENSORS AND MEASURING RANGES

Carbon Monoxide (CO):	0 to 1,000 ppm in 1 ppm increments
Carbon Monoxide (CO/H <sub>2</sub> low):	0 to 1,000 ppm in 1 ppm increments
Hydrogen Sulfide (H <sub>2</sub> S):	0.0 to 500.0 ppm in 0.1 ppm increments
Nitrogen Dioxide (NO <sub>2</sub> ):	0.0 to 150.0 ppm in 0.1 ppm increments
Sulfur Dioxide (SO <sub>2</sub> ):	0.0 to 150.0 ppm in 0.1 ppm increments

#### DATA LOGGING

Three months at 10-second intervals

#### BATTERY

3.6 V Primary Lithium-Thionyl Chloride (Li-SOCl<sub>2</sub>); 1.5AH, 2/3AA; replaceable; nonrechargeable; always on; two-year run time depending on operating conditions

\* These specifications are based on performance averages and may vary by instrument.

\*\* Operating temperatures above 50 °C (122 °F) may cause reduced instrument accuracy. Operating temperatures below -20 °C (-4 °F) may cause reduced instrument accuracy and affect display and alarm performance.

Patent No. 9,000,910 – DualSense Technology | Patent No. 9,064,386 - AlarmAmp







## GASBADGE® PRO SINGLE GAS MONITOR

GasBadge® Pro is a single gas monitor built to Industrial Scientific's highest quality and reliability standards, providing a lifetime of gas hazard protection.

- Interchangeable sensors quickly adapt to monitor unsafe levels of oxygen or toxic gases
- Infrared interface
- Pair with GasBadge® Datalink to configure preferences and instantly download alarm events and instrument details
- Guaranteed for Life™ warranty

See all features and benefits at  
[www.indsci.com/gasbadgepro](http://www.indsci.com/gasbadgepro)



### SPECIFICATIONS

#### WARRANTY

Guaranteed for Life™. Instrument is warranted for as long as supported by Industrial Scientific Corporation (excluding sensors, batteries, and filters). CO, H<sub>2</sub>S, and O<sub>2</sub> sensors are warranted for 2 years. All other sensors warranted for 1 year.

#### CASE MATERIAL

Rugged, water-resistant polycarbonate shell with protective concussion-proof overmold. RFI resistant.

#### DIMENSIONS

9.4 x 5.08 x 2.79 mm (3.7 x 2 x 1.1 in )

#### WEIGHT

85 g (3 oz)

#### ALARMS

User selectable low and high alarms

Ultra-bright LEDs, loud audible alarm (95 dB) and vibrating alarm

#### SENSORS AND MEASURING RANGES

Carbon Monoxide (CO):	0-1,500 ppm in 1 ppm increments
Carbon Monoxide (CO/H <sub>2</sub> low):	0-1,500 ppm in 1 ppm increments
Hydrogen Sulfide (H <sub>2</sub> S):	0-500 ppm in 0.1 ppm increments
Oxygen (O <sub>2</sub> ):	0-30% by vol in 0.1% increments
Nitrogen Dioxide (NO <sub>2</sub> ):	0-150 ppm in 0.1 ppm increments
Sulfur Dioxide (SO <sub>2</sub> ):	0-150 ppm in 0.1 ppm increments
Ammonia (NH <sub>3</sub> ):	0-500 ppm in 1 ppm increments
Chlorine (Cl <sub>2</sub> ):	0-100 ppm in 0.1 ppm increments
Chlorine Dioxide (ClO <sub>2</sub> ):	0-1 ppm in 0.01 ppm increments
Phosphine (PH <sub>3</sub> ):	0-10 ppm in 0.01 ppm increments
Hydrogen Cyanide (HCN):	0-30 ppm in 0.1 ppm increments
Hydrogen (H <sub>2</sub> ):	0-2,000 ppm in 1 ppm increments

#### DISPLAY

Custom LCD with graphical icons for easy use

Segmented display for direct gas readings

Backlight for low light conditions

"Go/No Go" display mode; peak reading indication

#### INGRESS PROTECTION

Third-party certified IP64

#### TEMPERATURE RANGE

-40 °C to 60 °C (-40 °F to 140 °F) typical

#### HUMIDITY RANGE

0% to 99% RH (non-condensing) typical

#### EVENT LOGGING

Continually on. Logs last 15 alarm events, stamping how long ago the event occurred, the duration of the event, and the peak reading seen during the event. Event-logger can be viewed on PC or printed directly from the instrument to an infrared printer.

#### DATA LOGGING

1-year continuous storage of data

#### BATTERY RUN TIME

User replaceable 3V, CR2 Lithium battery, 2,600 hour run time, typical

#### SUPPLIED WITH MONITOR

Attached Cuspender Clip, Calibration Adapter and Tubing



## GASBADGE® DATALINK

- Instantly download alarm events and instrument details
- Quickly and easily configure instrument preferences



## DSX™ DOCKING STATION

The DSX™ Docking Station is an automated gas detector maintenance, record storage, and fleet management solution that flexes with the needs of your business. Choose from DSX-L, DSXi, or DSX Standalone based on your data access requirements. All DSX Docking Stations offer automatic charging, bump testing, and calibration.

### PRODUCT SPECIFICATIONS\*

#### WARRANTY

Two-year warranty – DSX (Standalone) and DSX-L (Local Server)  
Guaranteed For Life™ Program\* – DSXi (Cloud-connected)

#### INSTRUMENTS SUPPORTED

Ventis MX4, Ventis Pro5, MX6 iBrid, Tango TX1, GasBadge Pro, SafeCore

#### DIMENSIONS

GasBadge Pro, Tango TX1: 22.7 x 16.9 x 27.3 cm (8.92 x 6.65 x 10.75 in)  
Ventis MX4, Ventis Pro5: 24.9 x 16.9 x 27.3 cm (9.83 x 6.65 x 10.75 in)  
MX6 iBrid: 25.3 x 16.9 x 27.3 cm (9.96 x 6.65 x 10.75 in)  
SafeCore: 27.3 x 16.9 x 29.2 cm (10.75 x 6.65 x 11.5 in)

#### GAS INLETS

3-Port Version: One “fresh” air port, two calibration gas ports  
6-Port Version: One “fresh” air port, five calibration gas ports (for Ventis, MX6 iBrid, and SafeCore only)

**PUMP FLOW RATE** 1.2 SCFH (550 mL/min)

#### COMMUNICATION

10/100 Ethernet support, RJ-45 category 5 connection

#### DISPLAY

128 x 64 Dot Matrix LCD – multilingual modes  
English, Spanish, French, German and Portuguese\*\*

#### OPERATING TEMPERATURE RANGE

0 °C to 50 °C / 32 °F to 122 °F

#### OPERATING HUMIDITY RANGE

0% to 80% relative humidity (RH) up to 30 °C (86 °F), decreasing linearly to 50% RH at 50 °C (122 °F)

#### EXTERNAL POWER SUPPLY RATINGS

Supply voltage: 100-240 VAC / 12 VDC  
Frequency range: 50-60 Hz  
Current rating: 5A

\*Specific terms of the Guaranteed for Life™ Program are included with all products and are available upon request.

\*\*DSX-L (Local Server) does not support Portuguese.

- Email alerts and notifications provide information on worker exposure, instrument usage, and instrument service needs
- Print bump test and calibration certificates for hot work and confined space entry
- Auto detect calibration gas type and expiration date upon cylinder connection
- Calibration gas status indicators provide warning to order replacement gas before a cylinder is empty
- DSX Standalone requires no PC or network connection
- DSXi Cloud-connected provides cloud-based record storage with automatic file back-up, fleet management, and automated maintenance and notifications through iNet Control
- DSX-L Local Server provides server-based record storage, fleet management, and automated maintenance and custom data reporting

	DSX Standalone	DSXi Cloud-connected	DSX-L Local Server
Record Storage	USB	Cloud	PC, Server
Bump and Cal	✓	✓	✓
Print Certificates	✓	✓	✓
6-Ports (Optional)	✓	✓	✓
Reports		✓	✓
Fleet Management		✓	✓
Event Scheduling		✓	✓
Email Alerts		✓	
Auto Software Updates		✓	
Auto Cal Gas Replenishment (Optional)		✓	
Price	\$	\$\$	\$\$\$
Software	Not Applicable	Included	Included

See all features and benefits at [www.indsci.com/dsx](http://www.indsci.com/dsx)

## Auto Replenishment

The calibration gas auto replenishment program is the most efficient way for customers to manage their calibration gas usage and needs. For those who elect to have the program as part of their iNet subscription, a new cylinder of gas will automatically be sent when iNet Control detects a low gas cylinder.







**RGX®**  
**GATEWAY**

The portable RGX® Gateway transmits location, gas readings, and real-time alerts from anywhere, including hazardous locations, so you can respond faster and improve productivity. The RGX Gateway is suitable for permit tasks that last hours, incidents that last days, or projects that last weeks.

- Receive real-time alerts and location data from personal gas monitors and area monitors
- Monitor hazardous locations and get data out of confined spaces in real time
- Up and running in minutes without the need for costly IT infrastructure
- Compatible with LENS Wireless-enabled Ventis Pro5 Multi-Gas Monitors and Radius BZ1 Area Monitors
- 168 hours of continuous run time
- Cell, wi-fi, or Ethernet connectivity options
- Automatic configuration and firmware updates without taking the gateway out of the field

See all features and benefits at  
[www.indsci.com/rgx](http://www.indsci.com/rgx)

#### COMMON INSTRUMENT CONFIGURATIONS

PART NO.	DESCRIPTION
18109509-001	RGX Gateway, No SIM, wi-fi/Ethernet compatible, LENS Repeater Mode, cULus, North American Power Cord
18109509-011	RGX Gateway, USA, LTE (Verizon compatible), cULus, North American Power Cord
18109509-021	RGX Gateway, USA, LTE (AT&T compatible), cULus, North American Power Cord
18109509-041	RGX Gateway, Canada, LTE, (Telus/Bell/Rogers compatible), cULus, North American Power Cord
18109509-062	RGX Gateway, EMEA, 3G (Tele2 compatible), ATEX/IECEx, EU Power Cord
18109509-075	RGX Gateway, Asia Pacific, 3G (Telefonica compatible), China Ex, Australian Power Cord

#### CHARGERS AND POWER CORDS

PART NO.	DESCRIPTION
18109388-1A	Extended Run Time Power Supply A = Power Cord, where 1 = North America, 2 = Europe, 3 = Australia, 4 = UK
18109516	Intrinsically Safe Extended Run Time Power Supply (CSA)
17156261	50m Replacement Intrinsically Safe Cable

#### SPECIFICATIONS

**WARRANTY** 2 years

**DIMENSIONS** 11 x 9 x 6 in (28 x 23 x 15 cm)

**WEIGHT** 5.6 lb (2.5 kg)

#### CASE MATERIAL

Polycarbonate | Leather external case

#### RUN TIME / POWER SOURCE

Rechargeable Battery Pack: 168 hours at 25 °C (77 °F), 5 minute non-critical data interval

Charge Time: Up to 8 hours

Power Voltage Inputs: 9-30 VDC (for operation in industrial facility, vehicle, and office)

#### TEMPERATURE RANGE

-20 °C to 55 °C (-4 °F to 134 °F)

#### HUMIDITY RANGE

5% to 95% non-condensing (continuous)

#### INGRESS PROTECTION

IP65

#### LOCATION

GPS Radio; Antenna: Internal; Accuracy: ~10 m (32 ft) outdoors

#### SUPPLIED WITH GATEWAY

Charging Power Cord

#### OPTIONAL ACCESSORIES

Extended Run Time Power Supply (intrinsically safe or standard)

Mounting Kits (wall or magnet)

#### USER INTERACTION

Power Button with Status Indicator

Configuration: Locally over Ethernet or wi-fi, or remotely over-the-air (iNet® Control)

Firmware Upgrades: Over-the-air

#### COMMUNICATION\*

LENS WIRELESS, MESH NETWORK

Frequency: ISM license-free band (2.4 GHz)

Max Instruments: 25 devices (including RGX)

#### RANGE

World Mode, RGX Gateway to RGX Gateway 300 m (~1,000 ft) line of sight

CE/RED Compliant Mode, RGX Gateway to RGX Gateway 185 m (~600 ft) line of sight

World Mode, RGX Gateway to Radius BZ1 300 m (~1,000 ft) line of sight

CE/RED Compliant Mode, RGX Gateway to Radius BZ1 185 m (~600 ft) line of sight

World Mode, RGX Gateway to Ventis Pro5 100 m (~300 ft) line of sight

CE/RED Compliant Mode, RGX Gateway to Ventis Pro5 100 m (~300 ft) line of sight

ENCRYPTION: AES-128

APPROVALS: FCC Part 15, IC, CE/RED, Others\*

#### CELLULAR

LTE with 3G fallback

US: Verizon, AT&T, T-Mobile

Canada: Telus, Bell, Rogers

EMEA: Tele2

Asia Pacific: Telefonica

Antenna: Internal Multi-Band

#### WI-FI

802.11 b/g/n 2.4 GHz wi-fi with WPA2 Enterprise security

#### ETHERNET (INTERNAL ONLY)

Ethernet 10/100 Mb

#### HAZARDOUS CERTIFICATIONS

ATEX\*\*: Zone 2: Ex ec ic IIC T6 Gc; RoHS Compliant

China Ex: Zone 2: Ex ec ic IIC T6 Gc (CN)

cULus: Class I, Division 2, Groups A, B, C, D, T6; Zone 2: Ex ec ic IIC T6 Gc (CA)

AEx ec ic IIC T6 Gc (US)

IECEx\*\*: Zone 2: Ex ec ic IIC T6 Gc

\* See [www.indsci.com/wireless-certifications](http://www.indsci.com/wireless-certifications) for country-specific wireless approvals and certifications

\*\* Requires leather case



## iASSIGN® BEACON AND TAGS

iAssign® Beacons and Tags allow you to go beyond the basic “what” and “when” data from gas detectors to understand “who” and “where.”

Using a pre-programmed iAssign Tag, operators can wirelessly enter a name into a device by simply tapping it with a tag. Now all data recorded in the instrument will be tagged with the user's name. This allows users to carry different gas monitors each day while still having a clear data record of who had an instrument when it went into alarm. When a worker (and tagged device) approaches an iAssign Beacon on your site, the beacon adds the device location to the data. iAssign Beacons can also be set with permission levels, allowing you to send automatic alerts to workers entering restricted areas.

- Locate problem sites across your facility
- Alert workers when entering restricted areas with simple-to-program proximity alarms
- Manage worker clearances without the need for separate devices, extra signage, or physical barriers
- Intrinsically-safe beacons can be used indoors or outdoors, and cover areas as small as 1 meter or as large as 30 meters

### iAssign Tag Specifications



Tag Type	Standard Tag	Waterproof Tag	All Weather Tag	Keychain Tag
Part Number (Pack of 10)	18109417	18109418	18109419	18109420
Thickness	0.7 mm	1.5 mm	3 mm	4 mm
Adhesive Back	Yes	Yes	No	No

### iASSIGN TAG SPECIFICATIONS

#### TECHNOLOGY

Near Field Communication (NFC)

#### PROGRAMMING METHOD

iAssign app available in Google Play store

#### APPLICATION

iAssign tags may be used to track workers and locations

### iASSIGN BEACON SPECIFICATIONS\*

#### PART NUMBER

18109491

#### RUN TIME

Four years

#### WARRANTY

One year

#### INGRESS PROTECTION

IP65

#### TEMPERATURE RANGE

-40 °C to 50 °C

#### HUMIDITY RANGE

0% to 100% RH

#### DIMENSIONS

125 x 85 x 43mm (5 x 3.3 x 1.68 in)

#### WEIGHT

9 oz (250 g)

#### RANGE

Configurable from 1 to 30 m (3 to 100 ft)

#### TECHNOLOGY

Bluetooth, Near Field Communication (NFC)

#### PROGRAMMING METHOD

iAssign app available in Google Play store

#### ACCESSORIES

Instruction card, drywall anchors, screws

#### APPLICATION

iAssign beacons may be used to track locations only

#### CERTIFICATIONS

ATEX: II 1 G, Ex ia IIC T4 Ga

c UL us: CI I, Div 1 Gr A, B, C, D, T4; CI II, Div 1, Gr E, F, G;  
CI I Zone 0, AEx ia IIC T4; Ex ia IIC T4

IECEX: Ex ia IIC T4 Ga

Wireless: FCC Part 15, IC

#### BLUETOOTH LOW ENERGY

Frequency: 2402 to 2480 MHz

Transmit power: +4 dBm

Based upon standard: Bluetooth v4.1

Contains FCC ID#: RYYEYSGJN (Taiyo Yuden)

\* These specifications are based on performance averages and may vary by instrument.

See all features and benefits at  
[www.indsci.com/iassign](http://www.indsci.com/iassign)







**LENS®**  
WIRELESS

LENS® Wireless is the first gas detection solution that allows personal monitors and area monitors to wirelessly share gas readings and alarms with one another. Now when a gas hazard, man-down, or panic situation causes an instrument to alarm, all peers in the connected group will instantly be notified of the hazard and the person in danger, allowing them to make smarter, faster, safer decisions.

- View gas readings from other peers in your group on any monitor without needing a central controller to relay the information
- Share gas readings and alarms between Ventis® Pro5 Multi-Gas Monitors and Radius® BZ1 Area Monitors from up to 1.5 km (about 1 mile) away with wireless hopping between instruments
- Enjoy out-of-the-box operation with no site surveys, IT setup, licenses, or additional infrastructure
- Connect up to 25 devices in a group with a simple tap
- Self-healing mesh networks always stay connected, even if a single unit drops off

See all features and benefits at  
[www.indsci.com/lens-wireless](http://www.indsci.com/lens-wireless)



Average time to deploy 25 LENS Wireless instruments  
(Joining 25 instruments into a group)

2 minutes

Average time to implement other wireless solutions  
(Instrument, IT, and central controller setup)

2 hours – 2 days



#### SPECIFICATIONS\*

Optional LENS Wireless, mesh network  
Frequency: ISM license-free band (2.4 GHz)  
Max Peers: 25 devices per network group  
Range: Ventis Pro5: 100 m (300 ft) line of sight, face-to-face  
Radius BZ1: 300 m (~1,000 ft) line of sight  
Encryption: AES-128  
Approvals: FCC Part 15, IC, CE/RED, others

\*See [www.indsci.com/wireless-certifications](http://www.indsci.com/wireless-certifications) for country-specific wireless approvals and certifications.

## GAS DETECTION meets CONNECTED SAFETY

With the Ventis® Pro5 Personal Gas Monitor and Radius® BZ1 Area Monitor, you have the flexibility to choose how you want your teams to connect. Whether you want peer-to-peer alarm sharing, personal monitor to area monitor connectivity, or remote live monitoring, Industrial Scientific has you covered.

### PERSONAL GAS and AREA MONITORING

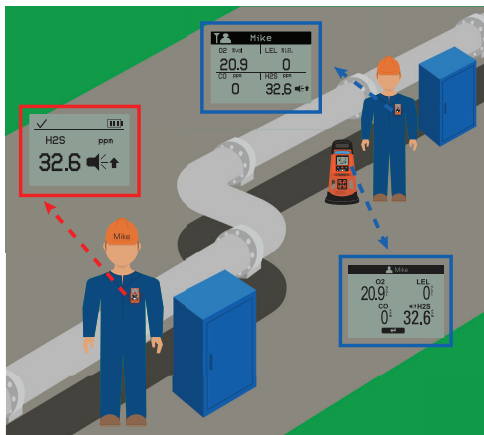
Reliable Ventis Pro5 and Radius BZ1 gas monitors are key to protecting employees from invisible hazards.



Connect personal and area monitors across your worksite.

### TEAM and SITE-BASED SAFETY

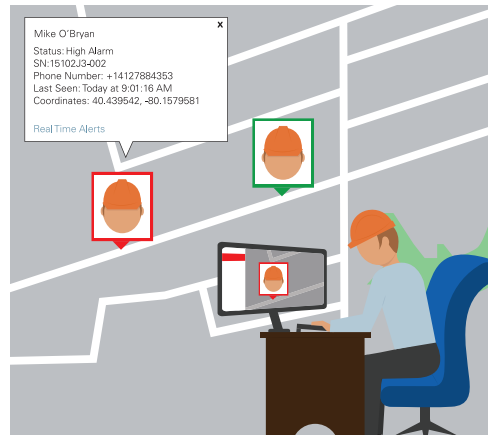
Give workers insight to their surroundings by sharing alarms and notifications between gas monitors.



When Mike is in alarm, his peers are immediately notified.

### MANAGE SAFETY and PRODUCTIVITY

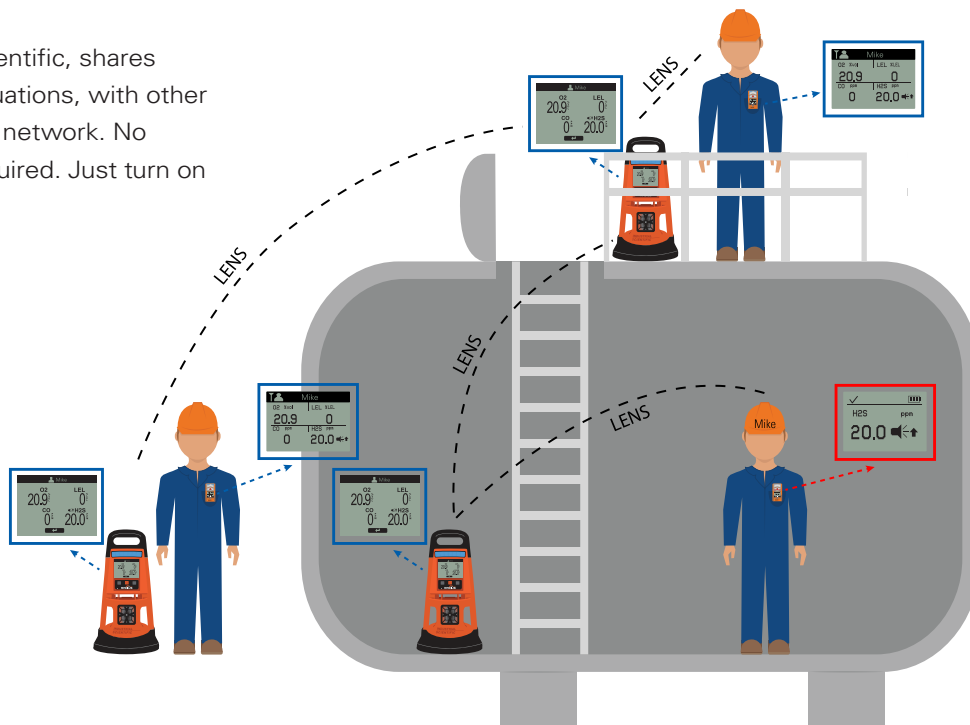
Get data out of any situation and increase productivity by knowing where your workers are and what dangers they may encounter.



With iNet® Now, the safety manager also knows that Mike is in alarm in real time.

## INSTRUMENT-TO-INSTRUMENT WIRELESS

LENS™ Wireless, exclusive to Industrial Scientific, shares hazard exposures, panic, and man-down situations, with other connected instruments using a peer-to-peer network. No central command or complicated set up required. Just turn on the instruments to connect.





## Ownership Options

Industrial Scientific offers a variety of purchase plans to meet your specific needs and budget.

### Purchase

All products are available for purchase through our worldwide network of distributors. To find a local distributor, visit [www.indsci.com](http://www.indsci.com) and click “where to buy” or contact a regional office in your area.

### Certified Pre-Owned

Every Industrial Scientific certified pre-owned monitor gives you virtually all the durability and reliability of a new monitor. Only instruments that pass a rigorous multi-point inspection, including intrinsic safety approvals, are included in this program. Our certified pre-owned instruments are backed by a one-year warranty. Visit [www.indsci.com/gas-detectors/certified-pre-owned/](http://www.indsci.com/gas-detectors/certified-pre-owned/) for more information.

### Gas Detection as a Service

iNet® Exchange is a subscription-based service that covers repair and replacement of gas detectors. iNet Exchange simplifies your gas detection program by allowing you to build a flexible fleet of instruments, avoid instrument downtime, and eliminate the cost of extra equipment.

### Gas Detection Rental Program

When you need gas detectors and need them quickly, renting is the most efficient route. Gas detectors can be readied for same-day or next-day delivery, or pick up is available at our Pittsburgh, Houston, and Edmonton facilities.

- Fully-stocked inventory of over 25,000 pieces of fully-inspected rental equipment, including all accessories
- Gas detectors arrive ready to use with guaranteed reliability out of the box
- Pre-calibrated to NIST standards
- Chargers provided at no additional cost
- iNet customers automatically receive a special discount and rentals are pre-configured to match existing fleet
- Rental units added to iNet Exchange accounts will be monitored for service needs and exchange monitors will be sent immediately



To learn more, email: [rental@indsci.com](mailto:rental@indsci.com)  
or visit: [www.indsci.com/rental](http://www.indsci.com/rental)



## Start-up and Commissioning Services

Industrial Scientific can install your systems, ensure they work properly, and train your employees. Contact us or your local distributor for a customized program and quote that works for your employees, resources, and budget.

## Maintenance and Repair

To ensure your instruments remain at their highest-quality performance, we provide preventative maintenance and repair through mobile service programs and regional service centers.

If your instrument needs repair, visit  
[www.indsci.com/repair](http://www.indsci.com/repair)

## Warranty

Industrial Scientific designs and manufactures the highest quality instruments to preserve life and property. Industrial Scientific warrants our monitors to be free from defects in material and workmanship under normal and proper use and service (consumable items excluded). Contact Industrial Scientific for additional warranty information, including warranty duration for each specific instrument. Warranty registration ensures valid warranty coverage.

Register your products at  
[www.indsci.com/gas-detectors/warranty](http://www.indsci.com/gas-detectors/warranty)

## Extended Warranty

Extended warranty programs provide additional coverage after the initial product warranty expires. The extended warranty is all-inclusive and designed to provide consistent maintenance costs for the length of the program.

## Training Services

Gas Detection Made Easy seminars are presented monthly by Industrial Scientific's experienced training department in a hands-on learning environment. Customer-site training is also available to meet your corporate needs for gas hazard education, confined space awareness, and instrument training. Product training videos for users and supervisors are also available in various formats for instrument operation, calibration, and maintenance.

Industrial Scientific is committed to educating workers on the proper use of gas detection equipment and services while empowering them to enhance their culture of safety. We offer a variety of solutions to meet your training needs.

### Who Should Attend?

- Safety and health professionals
- Firefighters and emergency responders
- Contractors

### Face to Face Training Classes Include

- Gas Detection Made Easy Program – For novices or individuals with years of gas detection experience
- Hazardous Gases – Overview of commonly used gases, their properties, and effects
- Use of Instruments in Confined Spaces – Overview of applicable laws and instruction for the use of gas detection instruments in compliance with government regulations

- Sensor Technology – Description of catalytic bead sensors, electrochemical sensors, infrared sensors, and more
- Presentation of the Instruments – Overview of Industrial Scientific's portable instruments and docking stations
- Calibration and Maintenance – Instruction on the most important components of a safe, reliable gas detection program
- Hands-On Activities – Learning by doing

### End User Training Classes

Gas Detection 101 – Gas Detection Introduction  
 Gas Detection 102 – How to Use Gas Detectors  
 Gas Detection 103 – How to Service and Repair Gas Detectors  
 iNet Control Training  
 On-site Custom Courses  
 T3 – Train the Trainer

### Products Covered by Our Online Video Training

GasBadge Pro	Tango TX1
Ventis MX4	Ventis Pro5
MX6 iBrid	Radius BZ1
iNet Control	DSX Docking Station

## Download the Gas Detection Made Easy App

Learn about hazardous gas types, detection methods, sensor technologies, regulations, and more.

See our full library of training resources at  
[www.indsci.com/training](http://www.indsci.com/training)





## Electrochemical Sensor Cross Interference Table

	SENSOR													
	Carbon Monoxide	Carbon Monoxide/ Hydrogen Low	Hydrogen Sulfide (Ventis)	Hydrogen Sulfide (TX1, MX6)	Sulfur Dioxide	Nitrogen Dioxide	Chlorine	Chlorine Dioxide	Hydrogen Cyanide	Hydrogen Chloride	Phosphine	Nitric Oxide	Hydrogen	Ammonia
Carbon Monoxide	100	100	1	1	1	0	0	0	0	0	0	0	20	0
Hydrogen Sulfide	5	5	100	100	1	-40	-3	-25	10	300	25	10	20	25
Sulfur Dioxide	0	5	5	5	100	0	0	-5	10	40	-1	0	0	-40
Nitrogen Dioxide	-5	5	-25	-25	-165	100	45	50	-70	—	-11	30	0	-10
Chlorine	-10	0	-20	-20	-25	10	100	60	-20	6	-20	0	0	-50
Chlorine Dioxide	—	—	—	—	—	—	20	100	—	—	—	—	—	—
Hydrogen Cyanide	15	5	-1	-5	50	1	0	0	100	35	4	0	30	5
Hydrogen Chloride	3	—	0	0	5	0	2	0	0	100	0	15	0	0
Phosphine	80	415	60	55	20	-130	-225	-100	425	300	100	10	-30	15
Nitric Oxide	25	40	1	-0.2	1	5	10	—	-5	—	-1	100	30	0
Hydrogen	22	3	0.3	0.08	0.5	0	0	0	0	0	0	0	100	0
Ammonia	0	0	0	0	0	0	0	0	0	0	0	0	0	100
Acetylene	202	177	0	0	138	0	—	—	—	8	—	—	—	—

**NOTES:** The table above reflects the percentage response provided by the sensor listed across the top of the chart when exposed to a known concentration of the target gas listed in the left hand column.

-The specified cross interference numbers apply to new sensors only and may vary with time and vary from sensor to sensor.

-The numbers are measured under environment of 20 °C, 50% RH and 1 atm

-This table is given as a guide only and is subject to change

## LEL Correlation Factors

	CALIBRATION GAS						
	LEL (% vol)	Butane	Hexane	Hydrogen *	Methane *	Pentane *	Propane *
Acetone	2.5%	1.06	0.70	1.70	1.70	0.90	1.10
Acetylene	2.5%	0.74	0.60	1.30	1.30	0.70	0.80
Benzene	1.2%	1.16	0.80	1.90	1.90	1.00	1.20
Butane	1.8%	1.00	0.55	1.69	1.58	0.79	0.98
Ethane	3.0%	0.84	0.60	1.30	1.30	0.70	0.80
Ethanol	3.3%	0.94	0.52	1.59	1.49	0.74	0.92
Ethylene	2.7%	0.84	0.60	1.40	1.30	0.70	0.90
Hexane	1.1%	1.81	1.00	3.04	2.86	1.42	1.77
Hydrogen	4.0%	0.59	0.33	1.00	0.94	0.47	0.58
Isopropanol	2.0%	1.16	0.90	2.00	1.90	1.00	1.20
Methane	5.0%	0.63	0.35	1.06	1.00	0.50	0.62
Methanol	6.0%	0.63	0.50	1.10	1.10	0.60	0.70
Nonane	0.8%	2.34	1.30	3.95	3.71	1.84	2.29
Pentane	1.4%	1.28	0.71	2.15	2.02	1.00	1.25
Propane	2.1%	1.02	0.57	1.72	1.62	0.80	1.00
Styrene	0.9%	1.30	1.00	2.20	2.20	1.10	1.40
Toluene	1.1%	1.62	0.89	2.71	2.55	1.26	1.57
Xylene	1.1%	1.58	1.10	2.60	2.50	1.30	1.60
JP-4	—	—	—	—	—	1.20	—
JP-5	—	—	—	—	—	0.90	—
JP-8	—	—	—	—	—	1.50	—

**Accuracy +/- 25% error / NOTE:** Calibration gases available from Industrial Scientific Corporation. \* Preferred gases

1. The correlation factors in the table are averaged results for estimation use only. It's not recommended for analytical application with high accuracy expectation.

2. The correlation factors may vary from sensor to sensor with tolerance of +/- 25% for new sensors. The number could further shift for old sensors.

3. To get a more accurate result, it's recommended to calibrate the instrument with a gas that has CF close to 1. The closer, the better.

4. It's not recommended to use correlation factors if the target gas is methane and the sensor is old.

5. Expect more deviation when an old sensor is calibrated with methane gas.

## What Accessories Best Fit Your Needs?

### CHECKLIST

- |  |  |
|--|--|
| <input type="checkbox"/> Accessory Labels for Asset Management       | <input type="checkbox"/> Extended Run Time Power Supply                    |
| <input type="checkbox"/> Calibration Gas / Bump-N-Go Bump Test Gas   | <input type="checkbox"/> Intrinsically Safe External Run Time Power Supply |
| <input type="checkbox"/> Calibration Stations                        | <input type="checkbox"/> Probes  |
| <input type="checkbox"/> Carrying Cases                              | <input type="checkbox"/> Filters   |
| <input type="checkbox"/> Chargers (Desktop, Multi-Unit, Vehicle)     | <input type="checkbox"/> Regulators  |
| <input type="checkbox"/> Compliance Tracking Software (iNet Control) | <input type="checkbox"/> Replacement Sensors                               |
| <input type="checkbox"/> Confined Space Kits                         | <input type="checkbox"/> Sampling Pumps                                    |
| <input type="checkbox"/> Docking Stations                            | <input type="checkbox"/> Sample Tubing                                     |
| <input type="checkbox"/> Extra Modules or Bases                      | <input type="checkbox"/> Spare Batteries                                   |

For a list of all accessories, visit [www.indsci.com](http://www.indsci.com)

## Certifications

AGENCY	MULTI-GAS MONITORS					SINGLE GAS MONITORS		
	MX6 iBrid	Ventis Pro5	Ventis MX4	Tango TX2	Radius BZ1	Tango TX1	GasBadge Pro	T40 Rattler
ANZEx	•	•	•				•	•
ATEX	•	•	•	•	•	•	•	•
China CMC			•					•
China CPC	•	•	•		•	•		
China Ex	•	•	•		•	•	•	•
China KA			•					
China MA			•			•	•	•
CSA	•	•	•		•	•	•	•
EAC/GOST	•	•	•			•		
IECEX	•	•	•	•	•	•	•	•
INMETRO	•	•	•		•	•	•	
KC	•	•	•		•	•	•	
KIMM			•					
MDR	•							
MSHA	•	•	•					
PA-DEP	•	•	•					
SANS 1515/MASC-IA		•	•		•			
TIIS			•					
UL	•	•	•	•	•	•	•	•

Certain limits apply to the number of sensor configurations. Call for details.



Join the conversation  
@IndSci



Watch training videos  
indsci



Follow Industrial Scientific  
@IndSci\_Corp



See what's happening  
@industrial\_scientific



Connect with us  
Industrial Scientific



Get educational articles & submit questions  
[www.indsci.com/the-monitor-blog](http://www.indsci.com/the-monitor-blog)

**INDUSTRIAL  
SCIENTIFIC**

[www.indsci.com](http://www.indsci.com)

REV 20210601

#### AMERICAS

Phone: +1-412-788-4353  
1-800-DETECTS (338-3287) | [info@indsci.com](mailto:info@indsci.com)

#### ASIA PACIFIC

Phone: +65-6561-7377  
Fax: +65-6561-7787 | [info@ap.indsci.com](mailto:info@ap.indsci.com)

#### AUSTRALIA

Phone: 1800 809 606  
[auscustomerservice@ap.indsci.com](mailto:auscustomerservice@ap.indsci.com)