

DRYWALL ISN'T FINISHED WITHOUT US

DRYWALL SOLUTIONS CATALOG 2022



Chula Vista, CA

SUPERIOR SOLUTIONS

Trim-Tex is the manufacturer of the world's strongest and most versatile line of corner beads, all produced in the USA. Made from a proprietary blend of at least 70% recycled vinyl materials, Trim-Tex corner beads are the most durable in their class; will never rust; and have standardized, efficient install processes that cut down on material costs. Since 1969, we have been creating paint-ready interior finishing solutions alongside contractors, architects and engineers that save you time, money and headaches on the job.

Our award-winning customer service team is available to answer your questions and assist in getting you the product you need. With same-day shipping and hundreds of products always in stock, we can help you prevent jobsite delays.

Whether you need one box or a truckload, Trim-Tex has you covered.





06..... 90° Soft Profile

1090° Sharp Profile

16.....Bullnose

22 Contractor Spotlight: Lydia Crowder

24 Chamfer

28Reveal & Shadow Beads

32 J Beads

36 L Beads

40What Is Shower Bead?

42 Made for Movement

46Code Compliance

50Fire Bead Case Study: Front Page Lofts, St. Louis

52 Acoustical & Ceiling Beads

56 Returns & Jambs

59 Drywall 101: The 5 Levels of Drywall Finishing

60 Tools & Accessories

66 Technical Specifications

70Index



Escanee aquí para
descargar una copia del
catálogo en español



90° Corner Bead
(pg. 08)



Inside Corner Bead
(pg. 13)



Bullnose Bead
(pg. 18)



Chamfer Bead
(pg. 26)



Architectural
Reveal Bead
(pg. 30)



F Reveal Bead
(pg. 30)



Z Shadow Bead
(pg. 30)



J Bead
(pg. 34)



Architectural
L Bead
(pg. 38)



Tear Away™ L Bead
(pg. 38)



Flat Tear Away™ Bead
(pg. 38)



093V Expansion
(pg. 44)



Hideaway Expansion
(pg. 44)



Wall Mounted
Deflection Bead
(pg. 44)



Super Seal
Tear Away™ L Bead
(pg. 45)



Fire & Sound Gasket
(pg. 49)



Hotrod XL™
(pg. 48)



Flex Grid Angle
(pg. 54)



Mud On Ceiling Bead
(pg. 54)



Fast Cap
(pg. 58)

SOFT PROFILE

These Soft Profile corner beads – featuring a tasteful, slightly rounded corner and simple glue-and-staple installation method – are Trim-Tex’s bread and butter, giving drywall pros a smooth finish that will look pristine for years to come.





Corner Bead and Archway

Why use vinyl corner beads? They're more durable, more flexible and more sustainable (each Trim-Tex bead is made from at least 70% recycled materials) than their steel counterparts – and that's just the tip of the iceberg. Trim-Tex's standard Corner Bead & Archway is our touchstone for finishing 90-degree corners, while the bendable archway variety is the perfect choice for curved surfaces.

STOCK NO.	LENGTH	PCS. PER BOX
4008	8'	50
4009	9'	50
4010	10'	50
4012	12'	50
ARCHWAY		
4110	10'	50



Jumbo Corner Bead and Archway

Jumbo Corner Bead & Archway is a supersized tweak on our classic corner bead design, featuring a slight radius on its nose. The bead helps to prevent cracking on lofts, balconies and all bridging, with extra-wide 1 3/4" mud legs. With this single solution, you're able to finish up to two full layers of 5/8" drywall.

STOCK NO.	LENGTH	PCS. PER BOX
J008	8'	40
J009	9'	40
J010	10'	40
ARCHWAY		
JA10	10'	40



Outside Splayed Corner Bead

Drywall finishers need to be prepared for more than just your average 90-degree corners, which makes a box or two of Splayed Corner Bead a downright necessary part of your inventory. This solution suits a range of splayed outside corner angles, from 120 degrees to 140 degrees.

STOCK NO.	LENGTH	PCS. PER BOX
4210	10'	70



Jumbo Splayed Corner

The strength, ease of use and durability of Jumbo Corner Bead is now available for splayed outside corners, with extra-wide 1 3/4" mud legs. The bead is formed for a true 135-degree splayed outside corner, but can be adjusted in the field without any tools to fit other splayed outside angles, from 120 degrees to 140 degrees.

STOCK NO.	LENGTH	PCS. PER BOX
JS10	10'	40





SHARP PROFILE

For a sharper angle that's easy on the eyes, our selection of Sharp Profile beads provide flawlessly crisp corners, with a variety of installation methods to choose from: classic glue-and-staples application, Mud Set for unmatched durability and Fast Edge® for finishing in a flash.





Rigid Low Profile Corner Bead and Archway

The Rigid Low Profile Corner Bead & Archway is a variation on our standard 90-degree vinyl corner bead that requires less mud and no setback to finish. With its sharp rigid nose, this is a great choice for a level-five finish. Available with an 81-degree closed angle (CA) for use with twisted or warped framing.

STOCK NO.	LENGTH	PCS. PER BOX
R010LP	10'	45
R008CA	8'	45
R009CA	9'	45
R010CA	10'	45
ARCHWAY		
RA10LP	10'	45



Mud Set Rigid Low Profile Corner Bead

Mud Set Beads are the strongest and most impact-resistant corner solutions on the market, and the Mud Set Rigid Low Profile Corner Bead is a great go-to choice for heavy-duty 90-degree corners, with no setback required. This extra-resilient solution also saves you 25% on labor by allowing the fill coat to be applied the same day as installation.

STOCK NO.	LENGTH	PCS. PER BOX
MSR008LP	8'	50
MSR009LP	9'	50
MSR010LP	10'	50



Rigid Jumbo Low Profile Corner Bead and Archway

The Rigid Jumbo Low Profile Corner Bead & Archway comes equipped with 1 3/4" extra-wide mud legs, and requires less mud and no setback to finish. With its sharp rigid nose, this is a great choice for a level-five finish in schools, hospitals, office buildings and more. Will finish up to two layers of 5/8" drywall.

STOCK NO.	LENGTH	PCS. PER BOX
RJ10LP	10'	45
RJ10CA	10'	45
ARCHWAY		
RJA10LP	10'	45



Mud Set Rigid Jumbo Low Profile Corner Bead

Mud Set Beads are the strongest and most impact-resistant corner solutions on the market, and this Jumbo version of our Mud Set Rigid Low Profile Corner Bead comes with extra-wide 1 3/4" mud legs for heavy-duty 90-degree corners. Ideal for a level-five finish, with no setback required, this solution easily finishes two layers of 5/8" drywall.

STOCK NO.	LENGTH	PCS. PER BOX
MSRJ10LP	10'	50



Rigid Splayed Adjustable Corner Bead

The Rigid Splayed Adjustable Corner Bead is a variation on our standard splayed vinyl corner bead that requires less mud and no setback to finish. With a sharp rigid nose, its hinged design allows the bead to adjust to finish an outside corner from 115 to 155 degrees.

STOCK NO.	LENGTH	PCS. PER BOX
RS10	10'	40



Adjustable Inside Corner Bead

Your inside corners deserve a little more love than just taping them — our Adjustable Inside Corner Bead is designed to create inside corners that are more impact-resistant, straighter and sharper than paper tape for crisp paint lines. Hinge design allows the bead to adjust from a 70-degree to a 150-degree inside corner.

STOCK NO.	LENGTH	PCS. PER BOX
4310	10'	70



Fast Edge[®]

Fast Edge features a sharp nose with no mud bump, and tapered legs to significantly reduce mud usage and drastically speed up installation. With no holes, Fast Edge cuts down installation and finishing time significantly, and the patented mud locks keep the corner held firmly in place without the need for staples or adhesives.

STOCK NO.	LENGTH	PCS. PER BOX
FE08	8'	50
FE10	10'	50



Fast Edge[®] Paper

Fast Edge Paper could be the most advanced 90-degree corner bead Trim-Tex has ever made. Made of laminated paper over a vinyl core, the bead's patented mud locks keep the corner held firmly in place without the need for staples or adhesives. Fast Edge Paper gives you a quicker finish — while using the least amount of joint compound — over any other solution on the market.

STOCK NO.	LENGTH	PCS. PER BOX
FEP08	8'	50
FEP09	9'	50
FEP10	10'	50
FEP12	12'	50





COMING SOON!

Fast Edge® Rolls

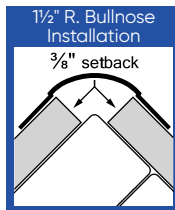
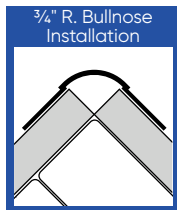
Roll with the best! Fast Edge – the next generation of corner bead, known far and wide for having the quickest installation on the market while using the least amount of mud – will soon be available in a convenient, highly flexible rolled form in four widths: 2.75", 3.25", 3.75" and 4.50". Tackle off-angle inside and outside corners faster than ever, while our patented mud locks featured on the bead's paper-covered vinyl core provide unmatched bond strength and durability.



Scan here to sign up and receive
the latest info on availability
of our new Fast Edge Roll products!

BULLNOSE

Bullnose corner beads, with their soft, rounded profiles, create striking and unmistakable details, and can spice up your interior design with a sprinkling of Southwestern flavor.





350 Bull® Corner Bead and Archway

Our smallest radius bullnose bead at $\frac{3}{8}$ ", it provides a more subtle bullnose finish to corners and archways than its larger radius cousins. This is a great product for someone looking for an alternative to straight 90 degree corners. Like all our bullnose profiles, its PVC construction allows it to stand up to abuse.

STOCK NO.	LENGTH	PCS. PER BOX
35008	8'	35
35009	9'	35
35010	10'	35
ARCHWAY		
35020	10'	25



Mud Set 350 Bull® Corner Bead

Mud Set Beads are the strongest and most impact-resistant corner solutions on the market, and this style offers all that durability in the form of a 350 Bullnose edge. This soft, rounded corner bead provides a unique style that is a safer alternative to 90-degree corner beads, great for schools and healthcare facilities.

STOCK NO.	LENGTH	PCS. PER BOX
MS35010	10'	50



350 Bull® Splayed Corner Bead

Smallest radius bullnose profile at $\frac{3}{8}$ " and made specifically for off angles. This product is flexible enough to accommodate most off angle applications.

STOCK NO.	LENGTH	PCS. PER BOX
35030	10'	35



350 Bull® Kerfed Bead

Our kerf beads are an ideal solution to make drywall terminations into windows and doors, providing a clean contemporary look without traditional millwork. This profile is made with our smallest radius bullnose at $\frac{3}{8}$ ", and is a nice compliment to our 350 Bull family.

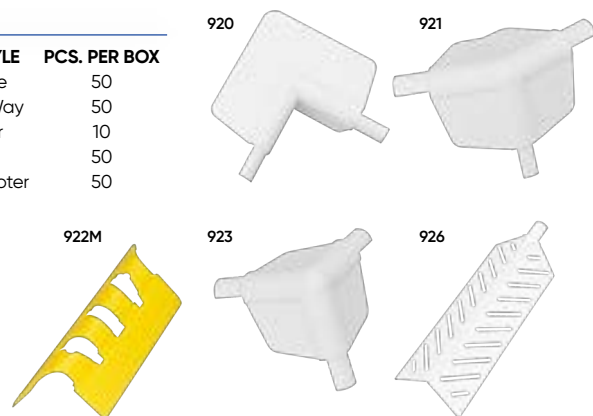
STOCK NO.	LENGTH	PCS. PER BOX
35080	10'	25



350 Bull® Molded Corners and Accessories

A perfect finish doesn't always have to mean spending lots of time and money, and in areas where multiple Bullnose beads meet, these molded corners are the perfect accessories for a faster finish. Bullnose base adapters transition rounded beads to 90-degree corners for installing baseboards.

STOCK NO.	350 BULL® STYLE	PCS. PER BOX
920	2-Way Inside	50
921	Off-Angle 3-Way	50
922M	Miter Marker	10
923	3-Way	50
926	6 1/2" Base Adapter	50



3/4" Bullnose Corner Bead and Archway

With its soft, rounded profile, it's no wonder that the 3/4" Bullnose Corner Bead & Archway remains one of Trim-Tex's most popular corner trim designs! Whether you're looking to soften your corners for a safer recreational environment or add a traditional/southwestern look to your room, Trim-Tex offers the most complete line of 3/4"-radius Bullnose products in the industry.

STOCK NO.	LENGTH	PCS. PER BOX
7008	8'	35
7009	9'	35
7010	10'	35
7012	12'	35
ARCHWAY		
7110	10'	35



3/4" Bullnose Splayed Corner Bead

With a soft, rounded profile, our 3/4" Bullnose Splayed Corner Bead is designed to fit off-angle 135-degree outside corners. Whether you're looking to soften your corners for a safer recreational environment or add a traditional/southwestern look to your room, you can't go wrong with this popular style.

STOCK NO.	LENGTH	PCS. PER BOX
7310	10'	35



3/4" Bullnose Kerfed Bead







Doorways and windows are fantastic areas to get creative with your finish options. The leg of our 3/4" Bullnose Kerfed Bead can be inserted into the channel of many preformed door and window jambs to create attractive rounded encasements. Its archway version looks great on curved doorways and window frames.

STOCK NO.	LENGTH	PCS. PER BOX
7080	10'	35



3/4" Molded Corners and Accessories



A perfect finish doesn't always have to mean spending lots of time and money, and in areas where multiple Bullnose beads meet, these 3/4"-radius molded corners are the perfect accessories for a faster finish. Bullnose base adapters transition rounded beads to 90-degree corners for installing baseboards.

STOCK NO.	3/4" STYLE	PCS. PER BOX	903	904	911
903	2-Way	50			
904	3-Way Outside	50			
911	3-Way Off Angle	50			
912	2-Way Off Angle	50			
917	6 1/2" Base Adapter	50			
932M	3/4" Miter Marker	10			
937	6 1/2" Splayed Base Adapter	50			
			917	932M	937
					

Finishing and Cleaning Tools

Due to its rounded surface, a 3/4" Bullnose Corner Bead provides a unique finish, but can present a challenge during the mudding process.


This polypropylene Bullnose Cleaning Tool is designed to allow finishers to easily wipe down compound from this bead (including its splayed version), minimizing your time spent sanding.

STOCK NO.	3/4" STYLE	PCS. PER BOX	928	929
928	Finishing Tool	12		
929	Cleaning Tool	10		

1 1/2" Bullnose Outside Corner Bead and Archway




Our largest bullnose profile creates sweeping rounded edges! Whether you're looking to soften your corners for a safer recreational environment or add a traditional/southwestern look to your room, Trim-Tex's 1 1/2" Bullnose Outside Corner Bead & Archway is always a great choice to elevate a room beyond the ordinary.

STOCK NO.	LENGTH	PCS. PER BOX
7099	10'	30
ARCHWAY		
7199	10'	30



1 1/2" Molded Corners and Accessories

A perfect finish doesn't always have to mean spending lots of time and money, and in areas where multiple Bullnose beads meet, these 1 1/2"-radius molded corners are the perfect accessories for a faster finish. Bullnose base adapters transition rounded beads to 90-degree corners for installing baseboards.

STOCK NO.	1 1/2" STYLE	PCS. PER BOX	914	915	916
914	3-Way Outside	50			
915	3-Way Inside	50			
916	6 1/2" Base Adapter	35			

Finishing Tool

Archway Bullnose Corner Bead gives you a rounded, unique finish, but can be a challenge to coat with compound. By using this finishing tool for each coat, you will wipe the bead clean and fill the bead's notched slots with mud. Suitable for both ¾" and 1 ½" Bullnose Archway corners.

STOCK NO.	1 ½" STYLE	PCS. PER BOX
927	Finishing Tool	5



1 ½" Bullnose Inside Corner Bead

Inside corners, while not always thought of as areas where one can implement interesting design choices, present a great opportunity to add subtle flair to any room. The 1 ½" Bullnose Inside Corner Bead brings the soft, rounded style of our popular Bullnose family of solutions to 90-degree inside corners, for a dash of added flavor.

STOCK NO.	LENGTH	PCS. PER BOX
7066	10'	30




Quick Tip!

Don't forget to install the drywall with proper setback for your chosen bead. See the setback guides at the beginning of each section for best results.

MEET LYDIA!

Meet drywall finisher, Lydia Crowder, from Bozeman, Montana – better known to her large group of loyal followers on Instagram and beyond as Drywall Shorty.

 @drywallshorty



A Chat With Lydia

Trim-Tex: What do you like about using Trim-Tex solutions?

Lydia Crowder: I love that you can do anything with them. They have always been the product where we're like, "What are we going to do with this spot? Oh, Trim-Tex." You guys have filled in that spot where things maybe don't match up, things are weird or funky. We use it a lot with going up against steel beams, getting that super nice reveal. It's just been that product when you're like, "How do we do this? Trim-Tex!" There's always something there that will solve the problem.

Trim-Tex: Why do you choose not to use metal corner bead?

Lydia: Metal is hard to repair. If it gets damaged or it gets dented or dinged, you're usually having to pull out the whole stick. The way that metal is installed is, usually we use an inch-and-a-quarter staples, so it goes all the way down into the framing. When you're having to come back and repair metal, it's a very lengthy process because you're having to pull it off, then you're having to put it back on. Then usually metal corner bead takes three to four coats to get it completely full, so then you have more time spent on making sure that product is finished. It's just it's hard to fix it once it's damaged ... It ruins the sheetrock, too, when you pull it off, because you have to pry it off, so then your backing, your drywall board is also ruined.

Trim-Tex: What are some of your favorite Trim-Tex solutions you like to use on the jobsite?

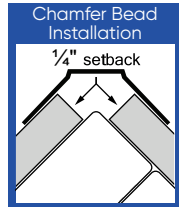
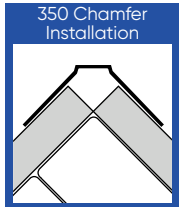
Lydia: Tear Away Bead is that product that helps — like, sometimes we run into windows that are seamless [against the frame], or a really popular thing has been big doors, big sliding doors that are completely seamless. To get into those spots, sometimes there's nothing, because the door is flush with the wall. That's where Tear Away comes in, because, if not, there's no other option there; you're hot mudding and taping and trying to make it look great. The Tear Away gives it a perfect straight line; it makes it look really good.

Trim-Tex: If a client said, "I've got three kids and a dog, and we are constantly bumping into these things. We are constantly ruining these corners," what would you recommend in that case?

Lydia: Probably Fast Edge®, just because the paper-faced vinyl, they can take more abuse, but they also pop back out. If you hit them pretty hard, they usually come back, and then you can fix them pretty easily. Also, you can just build up some of the spots with mud, sand it back and sand it flush. They're a lot easier to take off and repair too. It's way easier to take a stick off than it is to take off something that's been stapled down.

CHAMFER

Bring sharp lines, soft edges and stark shadows by using Chamfer corner beads on your next project, adding a hint of elegance to every edge on which they're featured.





350 Chamfer Bead® and Archway

A popular style among architects, finishers and interior designers alike, 350 Chamfer Bead gives your corners a modern look with crisp lines and stark shadows. The bead's tighter, 3/4"-wide chamfered edges can soften any room, and is available in an easy-to-flex archway version to handle openings of any shape.

STOCK NO.	LENGTH	PCS. PER BOX
9608	8'	30
9609	9'	30
9610	10'	30
ARCHWAY		
9650	10'	30



350 Chamfer Bead® Splayed

A popular style among architects, finishers and interior designers alike, 350 Chamfer Bead gives your corners a modern look with crisp lines and stark shadows. This splayed version of the bead is a stylish choice for finishing off-angles, fitting a standard 135-degree outside corner.

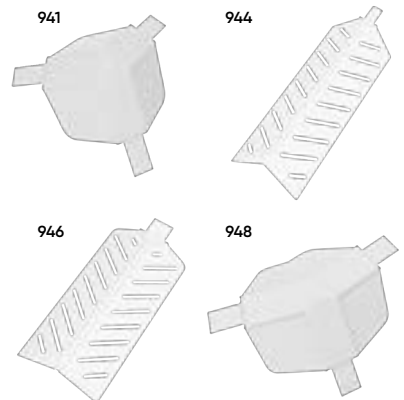
STOCK NO.	LENGTH	PCS. PER BOX
9670	10'	20



350 Chamfer Bead® Molded Corners and Accessories

A perfect finish doesn't always have to mean spending lots of time and money, and in areas where multiple 350 Chamfer beads meet, these molded corners are the perfect accessories for a faster finish. Base adapters transition Chamfer beads to 90-degree corners for installing baseboards.

STOCK NO.	350 CHAMFER STYLE	PCS. PER BOX
941	3-Way	50
944	6 1/2" Base Adapter	50
946	5 3/4" Splayed Base Adapter	25
948	Off-Angle 3-Way	25



Chamfer Bead® and Archway

A popular style among architects, finishers and interior designers alike, Chamfer Bead gives your corners a modern look with crisp lines and stark shadows. The bead's larger, 1 1/8"-wide chamfered edges can soften any room, and is available in an easy-to-flex archway version to handle openings of any shape.


STOCK NO.	LENGTH	PCS. PER BOX
9508	8'	30
9509	9'	30
9510	10'	30
ARCHWAY		
9550	10'	30



Chamfer Bead® Splayed

A popular style among architects, finishers and interior designers alike, Chamfer Bead gives your corners a modern look with crisp lines and stark shadows. This splayed version of the bead is a stylish choice for finishing off-angles, fitting a standard 135-degree outside corner.

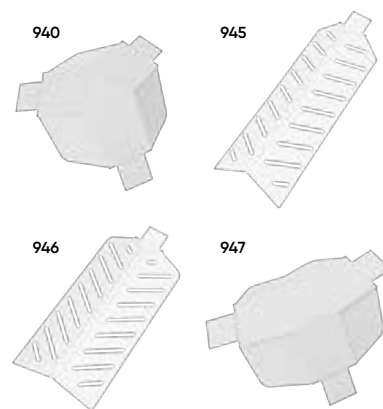
STOCK NO.	LENGTH	PCS. PER BOX
9570	10'	20



Chamfer Bead® Molded Corners and Accessories

A perfect finish doesn't always have to mean spending lots of time and money, and in areas where multiple Chamfer beads meet, these molded corners are the perfect accessories for a faster finish. Base adapters transition Chamfer beads to 90-degree corners for installing baseboards.


STOCK NO.	CHAMFER STYLE	PCS. PER BOX
940	3-Way	50
945	6 3/4" Base Adapter	50
946	6" Splayed Base Adapter	25
947	Off-Angle 3-Way	25



Plainfield, IL

REVEAL AND SHADOW BEADS

Feeling bold? Reveal and Shadow Beads raise the bar for modern trim designs, creating stylish reveal details for doors, windows, bare walls and other everyday essentials.



Architectural Reveal Bead

Reveals are a great way to add interesting design elements to a bare wall – they give any room in which they're installed a sleek, modern and unique quality. Trim-Tex's Architectural Reveal Bead creates the sharpest, cleanest aesthetic reveals in drywall you can get, with $\frac{1}{8}$ " of built-in expansion control.

STOCK NO.	SIZE	LENGTH	PCS. PER BOX
AS5150	$\frac{1}{4}" \times \frac{1}{4}"$	10'	25
AS5130	$\frac{3}{8}" \times \frac{3}{8}"$	10'	20
AS5110	$\frac{1}{2}" \times \frac{1}{2}"$	10'	20
AS5325	$\frac{5}{8}" \times \frac{5}{8}"$	10'	15



Architectural F Reveal Bead

Architectural F Reveal bead takes the trimless look to a whole new level, and subtly elevates everyday room details. This solution is your secret weapon for creating sharp, clean edge reveal effects when butting up to door jambs, windows and other unfinished interior architectural components.

STOCK NO.	SIZE	LENGTH	PCS. PER BOX
AS8710	$\frac{1}{2}" \times \frac{1}{2}"$	10'	25
AS8720	$\frac{3}{8}" \times \frac{3}{8}"$	10'	25
AS8750	$\frac{5}{8}" \times \frac{5}{8}"$	10'	20



Architectural Z Shadow Bead

Architectural Z Shadow Bead is your key to executing so many elegant drywall designs, from stylishly trimless doors to walls that appear to float above the ground. The bead creates a sharp, clean edge reveal effect when butting up to ceilings, base trim and other finished interior architectural components.

STOCK NO.	SIZE	LENGTH	PCS. PER BOX
AS5410	$\frac{1}{2}" \times \frac{1}{4}"$	10'	50
AS5510	$\frac{1}{2}" \times \frac{1}{2}"$	10'	50
AS5610	$\frac{1}{2}" \times \frac{3}{4}"$	10'	50
AS5810	$\frac{5}{8}" \times \frac{1}{2}"$	10'	50
AS6010	$\frac{5}{8}" \times \frac{5}{8}"$	10'	50
AS5910	$\frac{5}{8}" \times \frac{3}{4}"$	10'	50



Tear Away Shadow Bead and Archway with Flexible Leg

Add a dash of flavor to any room by using the Tear Away Shadow Bead & Archway to create a reveal effect when butting up to ceilings, base trims, and other finished interior architectural components. This solution features a tear-off strip to leave a clean finished edge. The archway version creates shadow effects along curved walls or soffits.

STOCK NO.	SIZE	LENGTH	PCS. PER BOX
5510T	$\frac{1}{2}" \times \frac{1}{2}"$	10'	25
5520T	$\frac{3}{8}" \times \frac{3}{8}"$	10'	25
ARCHWAY			
5550T	$\frac{3}{8}" \times \frac{3}{8}"$	10'	25
5560T	$\frac{1}{2}" \times \frac{1}{2}"$	10'	25



These tables identify the minimum inside and outside radius a Shadow or Reveal bead requires to finish cleanly. Anything less than the minimum number listed for both inside and outside corners will not work.

REVEALS

STOCK NO.	A+B SIZE	INSIDE	OUTSIDE
AS5150	1/4" x 1/4"	1'	1'
AS5130	3/8" x 3/8"	1'	2'
AS5110	1/2" x 1/2"	6'	3'
AS5325	5/8" x 5/8"	9'	4'

F REVEALS

STOCK NO.	A+B SIZE	INSIDE	OUTSIDE
AS8710	1/2" x 1/2"	7'	6'
AS8720	3/8" x 3/8"	5'	4'
AS8750	5/8" x 5/8"	9'	7'

Z-SHADOW

STOCK NO.	A+B SIZE	INSIDE	OUTSIDE
AS5410	1/2" x 1/4"	12'	20'
AS5510	1/2" x 1/2"	12'	20'
AS5610	1/2" x 3/4"	12'	20'
AS5810	5/8" x 1/2"	20'	25'
AS6010	5/8" x 5/8"	20'	25'
AS5910	5/8" x 3/4"	20'	25'

Inside Radius



Outside Radius



J BEADS

Cap unfinished drywall edges quickly and easily with the J Bead, the first vinyl drywall finishing bead ever manufactured, kicking off Trim-Tex as an industry powerhouse back in 1969.



J Bead

The bead that started it all! The world's first vinyl drywall finishing bead, this venerable profile still caps unfinished drywall with unparalleled ease – no mud required! Use this bead anywhere a finished drywall edge is called for.

STOCK NO.	SIZE	LENGTH	PCS. PER BOX
1010	3/8"	10'	50
1108	1/2"	8'	50
1110	1/2"	10'	50
1210	5/8"	10'	50



Mud On J Bead

An ideal profile to transition between drywall and another surface material such as tile, glass or wood. The bead installs with adhesive spray and staples for extra strength and finishes with mud for a seamless transition.

STOCK NO.	SIZE	LENGTH	PCS. PER BOX
1710	1/2"	10'	50
1810	5/8"	10'	50



Shadow Line J Bead

Perfect solution for capping unfinished drywall quickly and easily – no mud required! This bead has a slightly raised profile on one side that imparts a contemporary finish option.

STOCK NO.	SIZE	LENGTH	PCS. PER BOX
1308	1/2"	8'	50
1310	1/2"	10'	50
1410	5/8"	10'	50



TRIM-TEX THROUGH THE YEARS...

1969

Joe Sr. founds his new company, Trim-Tex, Inc., and introduces the J Bead

1978

Trim-Tex relocates to a 19,000-square-foot building at 4325 N. Ravenswood in Chicago

1989

Joe Koenig, Jr., rejoins Trim-Tex, and we create our first rigid PVC corner bead

1990

Trim-Tex moves to a larger, 63,000-square-foot facility in Lincolnwood, IL, and adds ¾" Bullnose Corner Bead to our product line

1991

Super Seal J Bead, the first co-extruded product, is introduced

1993

We not only coin the term "Drywall Art," but also introduce products like Tear Away L Bead and Magic Corner

1999

350 Bullnose is introduced

2002

Trim-Tex "T Punch" is trademarked worldwide

2008

Black Widow sander and sanding pads come to market

2009

Trim-Tex opens the on-site Design and Training Center, along with the online Drywall Art gallery

2010

Our famous Mud Lock Technology is patented, and we introduce eight new Mud Set Beads

2011

Our west-coast distribution facility, opens in California, and we launch new products like Shower Bead and more

2018

We launch our first Code Compliance product, Fire-Rated 093X-V Expansion Bead

2019

We celebrate our 50th anniversary, with more innovative products launching thereafter, including Fast Edge® Paper, and expanding upon our Code Compliance family

L BEADS

Whether you're working around window returns, base trims or countless other details, you can't find a cleaner or handier solution for finishing the rough edge of drywall than these L Beads.



Architectural L Bead and Archway

Finish the rough edge of drywall with the sharpest and cleanest L Bead on the market. The possibilities with Architectural L Bead are practically endless, from flawless window returns to intricate ceiling designs to flush baseboards. Its Archway variety is great around ductwork and piping, as well as for finishing columns, curved walls and soffits.

STOCK NO.	SIZE	LENGTH	PCS. PER BOX
AS3206	3/8"	10'	80
AS3210	1/2"	10'	80
AS3310	5/8"	10'	80
AS3410	3/4"	10'	50
AS3510	1"	10'	50
AS3610	1 1/4"	10'	50
AS3650	1 1/2"	10'	50
ARCHWAY			
AS3266	3/8"	10'	50
AS3288	1/2"	10'	50
AS3299	5/8"	10'	50



Tear Away[®] L Bead

This is the gold standard for finishing drywall around windows, doors and other essentials. Tear Away Bead features a convenient tear-off strip, which acts as a guide for your taping knife and a protective mask for mudding, resulting in smooth finished edges and far less cleanup.

STOCK NO.	SIZE	LENGTH	PCS. PER BOX
9002	1/4"	10'	50
9004	3/8"	10'	50
9008	1/2"	8'	50
9010	1/2"	10'	50
9012	1/2"	12'	50
9110	5/8"	10'	50



Shower Bead

The must-have solution for finishing around showers and tubs! Shower Bead acts as an oversized tear away L bead, bridging gaps 2" or less between drywall and other substrates. But finishers especially love it for shower/tub enclosures because it uses significantly less mud than filling and paper-taping those sizable gaps, offering a mold-free alternative to paper in damp areas like these.

STOCK NO.	SIZE	LENGTH	PCS. PER BOX
9358	1/2"	8'	25
9368	5/8"	8'	25



Flat Tear Away[®] L Bead

For finishing around building components like windows and doors, where the drywall is sometimes butted too close to slip a return leg behind it – or when backing materials, like acoustical sealant, have been added – Flat Tear Away can be a lifesaver. Its tear-off strip serves as a protective mask to create clean finished edges.

STOCK NO.	SIZE	LENGTH	PCS. PER BOX
9000	Flat	10'	50



Pullaway[®] L Bead

Got a messy job that needs maximum masking protection? This bead's for you! This bead creates a smooth finished edge when drywall meets another substrate. Its removable strip pulls out easily after finishing, and provides up to ½" of masking protection.

STOCK NO.	SIZE	LENGTH	PCS. PER BOX
3010	½"	10'	35



WHAT IS **SHOWER BEAD**?

How would you finish drywall around a shower/tub enclosure? Without Shower Bead, you could fill the gap between the flange and the drywall with hot mud and hope it adheres well enough for years' worth of showers and baths, then cover it with mesh tape. (Paper tape in a moisture-rich environment like this would grow mold, and metal would rust.) You could go through the labor-intensive, time-consuming process of furring your studs before hanging the drywall. Or you can use the only solution specifically manufactured to help finishers complete this task quickly, easily and affordably: Shower Bead, the oversized tear away L bead perfect for covering gaps 2" or less between drywall and other substrates!



MADE FOR MOVEMENT

Structural movement can be a finisher's worst enemy, causing cracks and costly damage – these sophisticated solutions eliminate this threat, creating faultless finishes that stand the test of time.



Magic Corner™

For drywallers who have a lot of inside corners to finish and not a lot of time, Trim-Tex's Magic Corner Expansion Bead lives up to its name. Like magic, it installs quickly and easily, even on off-angles and vaulted ceilings. Magic Corner counteracts inside-corner cracking from structural movement, with up to $\frac{3}{8}$ " in controlled movement.

STOCK NO.	LENGTH	PCS. PER BOX
4320	200'	1 Roll



093V Expansion

Control joints have met their match! This bead is meticulously crafted of both rigid and flexible PVC to create a deep "V" that flexes to accommodate $\frac{3}{8}$ " in building movement. Tear off strips make finishing easy.

STOCK NO.	LENGTH	PCS. PER BOX
093V	10'	20



Hideaway Expansion

This expansion bead features a shallow profile while still accommodating up to $\frac{3}{8}$ " in building movement thanks to its rigid and flexible PVC construction. Finish is a breeze with its tear off strips. The finished result produces a very stealthy control joint.

STOCK NO.	LENGTH	PCS. PER BOX
2710	10'	25



Wall Mounted Deflection Bead

When a wall joint is subject to the stresses of building movement, the Wall Mounted Deflection Bead is the best solution for the job. Its flexible gasket is able to form a perfect seal within the joint, compressing and expanding during deflection (up to $\frac{7}{16}$ "), preventing inside corner cracking.

STOCK NO.	LENGTH	PCS. PER BOX
9220	10'	48



Flat Deflection Bead

This simple solution prevents inside corner cracking when installed against a ceiling or concrete deck that may be subject to movement, to be used alongside backing materials in the head-of-wall gap for a code-compliant assembly. Its flexible gasket compresses and expands, providing protection for up to ½" of deflection, while its tear-off strip leaves a clean finished edge.

STOCK NO.	LENGTH	PCS. PER BOX
9230	10'	60



Super Seal Tear Away[®] L Bead

Super Seal Tear Away possesses a flexible bubble gasket, which forms a perfect, permanent seal around windows, doors and areas where drywall butts up to concrete walls. This reduces sound transmission, replacing acoustical caulk, and provides relief from the stresses of structural movement. The attached tear-off strip acts as a protective mask for mudding.

STOCK NO.	SIZE	LENGTH	PCS. PER BOX
9210	¾"	10'	25



Truss Backing Angle

Truss uplift can cause inside corner cracking on interior partition walls that can be costly and time-consuming to repair. Attaching your framing to Truss Backing Angle eliminates this risk entirely, allowing trusses to expand and contract independently while the drywall along your inside corners stays firmly in place.

STOCK NO.	LENGTH	PCS. PER BOX
8050	10'	25



CODE COMPLIANCE


Combining the craftsmanship of Trim-Tex's tried-and-true vinyl beads with cutting-edge firestopping and soundproofing technology, these speedy code compliance solutions blaze past unreliable sealants and sprays to chart a new path forward.



Fire Rated 093V Expansion

Building out fire-rated control joints on wall assemblies using traditional methods is costly and time consuming. Our fire rated 093X-V expansion bead revolutionizes this process. Integrated intumescent tape rated for 1 and 2 hours, and the flexible bead accommodates up to $\frac{3}{8}$ " in building movement.

STOCK NO.	LENGTH	PCS. PER BOX
093X-V	10'	20



Fire Bead™

Fast, simple and cost-effective, Fire Bead is the new go-to standard for firestopping in wall joints. Available in 1- and 2-hour fire ratings, Fire Bead provides protection for up to $\frac{1}{2}$ " of building deflection with cutting-edge firestopping technology to halt the passage of smoke, fire and sound.

STOCK NO.	LENGTH	PCS. PER BOX
9250 - 1hr	10'	12
9260 - 2hr	10'	12



Hotrod XL™

Hotrod XL is a powerful and versatile fire rated drywall accessory, built to slam the brakes on the passage of smoke, fire and sound. This solution combines Trim-Tex's Flat Deflection Bead with compressible foam and intumescent tape for a perfect seal along head-of-wall joints, providing a full $\frac{3}{4}$ " of building movement.

STOCK NO.	LENGTH	PCS. PER BOX
9280	10'	10



Hotrod Type-X[®]

Combining compressible foam with intumescent tape that expands when exposed to intense heat, Hotrod Type-X replaces finicky fire sprays over mineral wool. Its rectangular profile is easily compressed into a deflection gap between drywall and its adjoining structure for a fast, simple firestopping solution.

STOCK NO.	SIZE	LENGTH	PCS. PER BOX
9284	$\frac{1}{2}$ " x 1"	4'	20
9285	1" x 1"	4'	10



Fire Gasket™

Fire Gasket is the fastest firestopping solution for head-of-wall joints on the market, installing up to five times faster than traditional sealants and sprays. Fire Gasket is installed pre-drywall, and is available in three different sizes to provide a range of unencumbered movement – 0.5", 1" and 1.5".

STOCK NO.	SIZE	LENGTH	PCS. PER BOX
9265	½"	10'	20
9270	1"	10'	20
9275	1 ½"	10'	20



Sound Gasket™

Preventing the passage of noise through head-of-wall joints has never been easier or faster than installing Trim-Tex's Sound Gasket. This simple drywall accessory – a vinyl profile, bubble gasket (providing up to 1" of building movement) and adhesive foam – is the most advanced soundproofing solution for wall joints on the market.

STOCK NO.	LENGTH	PCS. PER BOX
9290	10'	20



Smoke & Sound Stop

Smoke & Sound Stop is a compressible, rectangular length of foam, providing a flexible backing for smoke and sound abatement within interior building joints. Made from fabricated open-cell polyurethane, Smoke & Sound Stop is a simple, easily installed sound-dampening solution. Not recommended for wet areas.

STOCK NO.	LENGTH	PCS. PER BOX
9286	1080'	1 Roll



FIRESTOPPING

WITHOUT ALL THE EXTRA STEPS

How Fire Bead Accelerated Firestopping for a Historic Mixed-Use Structure

The historic Centennial building in St. Louis, Mo., has received a \$15 million makeover – in the form of 51 impressive new apartments and three floors of commercial space. With eight floors and 129,175 square feet of floorspace, around 95,000 square feet of which required complete renovation, the drywalling on this project was no small feat.

Within all this modernization, D&L Painting & Drywall saw an opportunity to utilize new technology to supercharge their ability to make Front Page Lofts' new apartments fully code compliant. They handpicked a crucial Trim-Tex accessory to outfit all their head-of-wall joints that needed protection against the passage of smoke and fire: Fire Bead.

Fire Bead is a code-compliant spin on Trim-Tex's popular Wall-Mounted Deflection Bead; it installs the same way and provides a similar amount of protection against deflection. The huge difference is that Fire Bead is armed with a strip of intumescent tape that expands to over 30 times its size when exposed to heat, effectively choking off smoke and fire from passing through the wall joint. By using this fire rated deflection bead, they gained access to a one-stop shop for a flawless finish at the head-of-wall, while also saving them from having to come back to apply fire caulk in all those joints. The whole process was condensed into a single accessory.

"Speed and simplicity – we're always looking for the easy button," said Bill VanGels, the superintendent for D&L Painting & Drywall. "Anything that can make it easier for the guys in the field is going to be a time-saver for us."

By using Fire Bead, the D&L crews were far more efficient and used far less material (besides just eliminating fire caulk, the added backing materials required by those sealant-based assemblies add up). And where caulks only come with short-term performance warranties, this more advanced solution is designed to last for the life of the building. The choice of Fire Bead would wind up saving countless hours and dollars to finish the building's extensive renovations.

The fact that Fire Bead also provides a better, cleaner finish than a sealant-applied joint, as one D&L team member told us while installing it? That's a pretty great bonus.



ACOUSTICAL & CEILING BEADS

Elevate your ability to work with ceiling tiles, getting the job done faster and easier than ever, while allowing you to shape your ceilings alongside curved wall surfaces.



Flex Grid Angle

Acoustical tiles may be standard for commercial ceilings, but they can be limiting for designs that go beyond straight, squared walls. This is why we introduced Flex-Grid Angle, the ultimate way to easily finish acoustical ceilings terminating at curved walls or surfaces, with multiple radiuses to fit most contours.

STOCK NO.	SIZE	LENGTH	PCS. PER BOX
8158	7/8"	8'	63
8159	9/16"	8'	63



Mud On Ceiling Bead

The Mud On Ceiling Bead makes working with drywall and drop ceilings faster and easier than ever. Use this solution wherever a new wall butts up against an existing drop ceiling, with ceiling tiles resting on its vinyl flange. The tear-off protective masking protects the visible flange from joint compound and paint for easy clean-up.

STOCK NO.	SIZE	LENGTH	PCS. PER BOX
5010	7/8"	10'	40
5012	7/8"	12'	40
5020	9/16"	10'	40





RETURNS & JAMBS

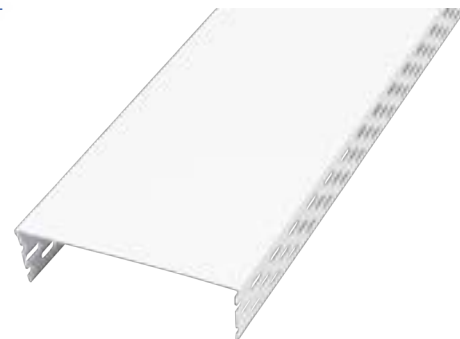
Finishing window returns, door jambs and rough drywall openings has never been easier thanks to these solutions. Rack up big time and material savings with these big beads!



Fast Cap

For drywall pros searching for new ways to speed up their finishing jobs, we have the solution you're looking for: Fast Cap. Use this on doorways, wall ends, knee walls and closets to totally eliminate the need for finishing drywall faces and corner beads. 4 5/8" Fast Cap is designed for 2 x 4 wood studs only; the 4 7/8" Fast Cap can be used with wood studs or 3 5/8" metal studs. Fast Cap 3 1/2" and 3 3/4" are designed to be used with 2 1/2" metal studs.

STOCK NO.	SIZE	LENGTH	PCS. PER BOX
4410	4 5/8"	10'	10
4510	4 7/8"	10'	10
4883	3 1/2"	10'	10
4810	3 3/4"	10'	10



Oversized L Bead

Finishing window returns can often require extra layers of drywall, lots of joint compound and a combination of corner beads. Or you can use just one solution – an Oversized L Bead. Designed to save labor and material, it features a pre-scored tear-off strip, making the bead fit two sizes in one (2 1/16" & 2 1/8").

STOCK NO.	SIZE	LENGTH	PCS. PER BOX
3611	2 1/16" & 2 1/8"	10'	30



Super L Bead and Archway

To save material and labor on larger surfaces of exposed drywall, like deep window returns, you can't beat the ease and efficiency of Super L Bead & Archway. This solution boasts a super-wide 3 1/8" return leg, and is pre-scored at 2 5/8", 2 1/8" and 1 5/8", making the bead fit four sizes in one. The archway version is great for finishing arched window returns.


STOCK NO.	LENGTH	PCS. PER BOX
3710	10'	30
ARCHWAY		
3810	10'	30



Giant L Bead and Archway

The largest vinyl L Bead you can get! Save material and labor on larger surfaces of exposed drywall, like deep window returns, with Giant L Bead & Archway. This solution boasts a giant 5 5/8" return leg and is pre-scored at 4 13/16", 4 5/16" and 3 13/16", making the bead fit four sizes in one. The archway version is great for finishing arched window returns.

STOCK NO.	LENGTH	PCS. PER BOX
3850	10'	20
ARCHWAY		
3860	10'	20



DRYWALL 101:

THE 5 LEVELS OF DRYWALL FINISHING

Drywall finishing can sometimes be more art than science – give a good drywaller total freedom and they'll give you a room filled with clean lines and smooth corners without much guidance. But when an architect or specifier needs to get more specific, communication about exactly what they need can get tricky. How can you know what kind of finish the client wants if they don't know how to describe it themselves?

Here's your guide to the five different levels of drywall finishing clients could choose from and what these standards mean for you, and your clients too.

LEVEL 1: A Level 1 area is not meant for public viewing. All joints and angles will need to be taped, but no need to cover the tape with another layer of mud. This will provide the bare minimum of smoke and sound passage prevention – some regions call a Level 1 finish "fire taping." The little ridges often left on the gypsum board don't need to be sanded down and your screws/tape don't need to be covered up with mud, but be sure to wipe the drywall clean of excess compound after taping.

LEVEL 2: Here we start applying some more mud. You'll see a Level 2 wall in an area where the look of the wall is not a high priority. You'll also find it where the plan is to later use the drywall sheet as a substrate for tile. Tape your joints and apply a thin coat of mud over them with your taping knife. Cover all exposed fasteners and corner bead with one coat of mud, then remove any excess compound. You still don't yet need to sand down your ridges or tool marks.

LEVEL 3: After taping, joints and angles on Level 3 drywall will need to receive an additional layer of mud after the initial coat, and your screws and corner bead will need to be covered with two separate layers of compound. Sand down any ridges or tool marks left in the compound. Level 3 drywall is best for walls that are meant to receive a heavy- or medium-texture finish across the entire surface, or walls that aren't exposed to too much light.

LEVEL 4: This is the level where most of your drywall finishing jobs will likely land. Level 4 drywall is perfect for walls specified for most flat or enamel paints, or some light texturing. If your job calls for a final paint with a high level of sheen or dark/deep tones, you'd be better off bumping up your finish to Level 5, as these will highlight any surface defects in severe lighting. Level 4 drywall needs to be taped, all joints/angles need to be mudded with a skim coat, with another two additional layers of compound for flat joints and one additional coat for interior angles. Screws and accessories will require three separate mud coats, and any ridges need to be sanded off.

LEVEL 5: At a Level 5 finish, the drywall has a smooth, uniform surface that looks great under any intense lighting, harsh shadows or high-gloss paint, and your fasteners have essentially no chance of showing through the paint. Level 5 drywall finishing includes all measures included in Level 4, but with another, additional skim coat of compound applied evenly across the entire surface of the gypsum board. The goal of a Level 5 finish is to come away with perfectly flat surface. It's the ultimate in drywall finishing – this is where the pros really shine.

TOOLS & ACCESSORIES

From abrasives to drywall backers to access doors to installation aids, Trim-Tex has you covered, helping you execute a flawless finish on every job, every time.



847® Spray Adhesive

A must-have for pro drywall finishers, 847 Spray Adhesive is the key to flawlessly installing most Trim-Tex vinyl beads. A high-tack, pressure-sensitive spray, each 16oz can of 847 has been designed and tested by Trim-Tex engineers to be applied to the drywall and mud legs of your bead. Stick with the best!

STOCK NO.
847

PCS. PER BOX
1 case = 12 cans



Powdered Mud-Max®

If you want to easily improve the strength and adhesive performance of all drywall joint compounds, textures and plaster products, Powdered Mud-Max is your go-to solution. A single 2.5 gallon bucket of Powdered Mud-Max is good for up to 80 standard-size buckets of joint compound.

STOCK NO.
855

PCS. PER BOX
14lb bucket



Black Widow® Pro Sander

The Black Widow Pro Sander covers more surface area with less user fatigue, and no hard edges means no scuffing on inside corners. Its pole extends to 48", and its quick-change system makes this the go-to sanding tool of choice for drywall pros.


STOCK NO.	DESCRIPTION	PCS. PER BOX
540	Sander	4
540P	Sander & Pole	4



Black Widow® Sanding Pads

Black Widow Sanding Pads are the abrasives of choice for drywall pros. Each pad's abrasive grit is bonded directly to the foam, so there's no hard edges to scuff inside corners.

STOCK NO.	GRIT	PCS. PER BOX
560-FX	Extra Fine	24 (4 packs of 6)
560-F	Fine	24 (4 packs of 6)
560-M	Medium	24 (4 packs of 6)
560-C	Coarse	24 (4 packs of 6)
560-CX	Extra Coarse	24 (4 packs of 6)



Full Circle Sanding Tools

The Radius 360° Sanding Tool's unique round shape, die-cast aluminum head and wide pivot brackets speeds up the sanding process, allowing finishers to quickly maneuver in any direction without lifting the sanding pad. This tool is perfect for sanding large surface areas, with a variety of accessories to match any job.

STOCK NO.	STYLE	PCS. PER BOX
360	360 Sanding Tool	6
360-PWRPD	9" Power Pad	6
362	Std. Foam Repl. Pad	6
365-80	Sanding Disc 80 Grit	100
365-100	Sanding Disc 100 Grit	100
365-120	Sanding Disc 120 Grit	100
365-150	Sanding Disc 150 Grit	100
365-180	Sanding Disc 180 Grit	100
365-220	Sanding Disc 220 Grit	100
365-240	Sanding Disc 240 Grit	100
365-280	Sanding Disc 280 Grit	100



Dual Angle Dual Grit Sanding Block

Pro drywallers handpick Trim-Tex's abrasives for a flawless finish. Our Dual Angle Sanding Block – which is 40% larger than standard blocks, measuring 5" x 3 1/4" – features two tapered edges to simplify corner sanding and two radius edges to prevent gouging and scuffing.

STOCK NO.	GRIT	PCS. PER BOX
885F	Fine/Fine	24
885F-BULK	Fine/Fine	100
885	Medium/Fine	24
885-BULK	Medium/Fine	100



Single Angle Sanding Block

Pro drywallers handpick Trim-Tex's abrasives for a flawless finish. Our Single Angle Sanding Block is 40% larger than standard blocks, and features a steep tapered edge, designed to prevent unintentional sanding of the opposite wall. The opposite edge benefits from Trim-Tex's exclusive radius corner, which prevents scratching and gouging.

STOCK NO.	GRIT	PCS. PER BOX
888F	Fine	24
888F-BULK	Fine	100
888M	Medium	24
888M-BULK	Medium	100



Standard Sanding Block

When it comes time to start sanding, pro drywallers handpick Trim-Tex's abrasives for a flawless finish. Our standard sanding block, which measures 2 3/4" x 1" x 4", comes complete with a unique radius edge that prevents unwanted scuffing and gouging like nothing else on the market.

STOCK NO.	GRIT	PCS. PER BOX
883M	Medium	24
883M-BULK	Medium	180



Buttboard™
Drywall Backer

Trim-Tex's solution to eliminating butt-joint bulges is a favorite among pro drywall finishers. Buttboard Drywall Backer is a uniquely engineered OSB plank that pulls back the edges of the cut end of the drywall, creating a tapered edge that requires far less time and far less joint compound to finish.

STOCK NO.	LENGTH	PCS. PER BOX
825	48"	12
826	54"	12
825S	48"	500
826S	54"	500



Lincolnwood, IL

Pro Series 4-in-1 Hopper

For Fast Edge®, Mud Set Beads and more, you can't find a better companion tool for a quick and painless installation than the Pro Series 4-in-1 Hopper. Includes inserts to fit a variety of profiles. Simply fill the hopper with joint compound, slide the bead through and apply it directly to the drywall — that's all there is to it!

STOCK NO.	DESCRIPTION	PCS. PER BOX
390	Hopper	1
391	Stand	1



Pro Series Quad Roller

Consider the Pro Series Quad Roller your magic wand for executing perfectly straight corner beads every time. Its four self-aligning wheels evenly apply pressure to the bead, with custom-built heads for flawlessly installing Fast Edge® or mud set corners. Includes a 54" aluminum pole.

STOCK NO.	DESCRIPTION	PCS. PER BOX
460	90° Mud Set	1
463	Fast Edge® Paper	1



Pop-Out Flat Access Door

For quick access to plumbing parts, wiring or any other locations where access is required at regular intervals, a solid Flat Access Door Panel like this one is going to be crucial. Featuring a convenient pop-out door, this panel is designed to blend in with your drywall, and is created from glass fiber reinforced gypsum for increased strength. Available in rounded or squared corner styles.

STOCK NO.	SIZE	STYLE
RC-12	12" x 12"	Radius Corner
RC-16	16" x 16"	Radius Corner
RC-18	18" x 18"	Radius Corner
RC-24	24" x 24"	Radius Corner
SQ-12	12" x 12"	Square Corner
SQ-16	16" x 16"	Square Corner
SQ-18	18" x 18"	Square Corner
SQ-24	24" x 24"	Square Corner



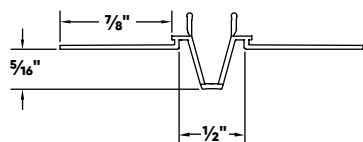
Hinged Flat Access Door

For quick access to plumbing parts, wiring or any other locations where access is required at regular intervals, a solid Flat Access Door Panel like this one is going to be crucial. Featuring a convenient hinged door, this panel is designed to blend in with your drywall, and is created from glass fiber reinforced gypsum for increased strength. Available in rounded or squared corner styles.

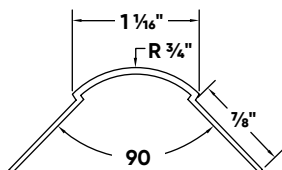
STOCK NO.	SIZE	STYLE
RCHG-12	12" x 12"	Slotted Radius Corner
RCHG-24	24" x 24"	Slotted Radius Corner
SQHG-12	12" x 12"	Slotted Square Corner
SQHG-24	24" x 24"	Slotted Square Corner



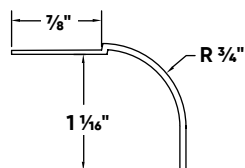
093V Expansion



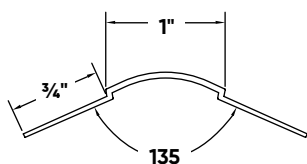
3/4" Bullnose Corner Bead & Archway



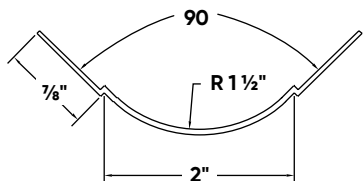
3/4" Bullnose Kerfed Bead



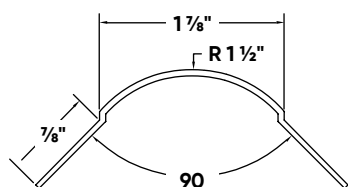
3/4" Bullnose Splayed Corner Bead



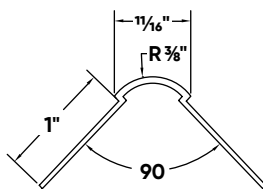
1 1/2" Bullnose Inside Corner Bead



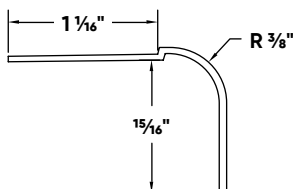
1 1/2" Bullnose Outside Corner Bead & Archway



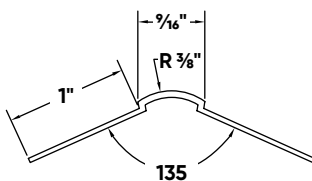
350 Bull® Corner Bead & Archway



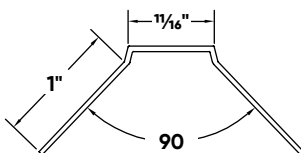
350 Bull® Kerfed & Archway



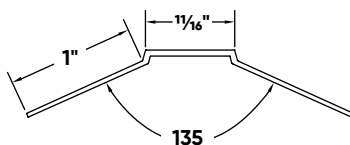
350 Bull® Splayed Corner Bead



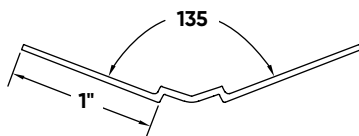
350 Chamfer Bead® & Archway



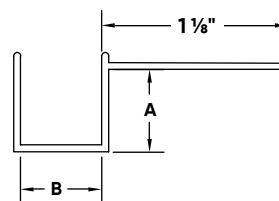
350 Chamfer Bead® Splayed



Adjustable Inside Corner Bead

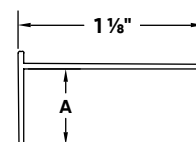


Architectural F Reveal Bead



STOCK NO.	A+B SIZE
AS8710	1/2" x 1/2"
AS8720	3/8" x 3/8"
AS8750	5/8" x 5/8"

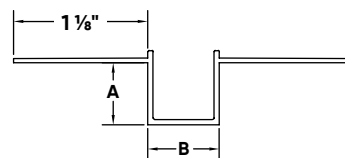
Architectural L Bead & Archway



STOCK NO.	A SIZE
AS3206	3/8"
AS3210	1/2"
AS3310	5/8"
AS3410	3/4"
AS3510	1"
AS3610	1 1/4"
AS3650	1 1/2"

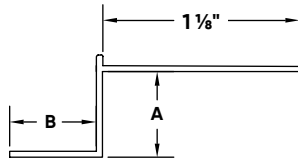
ARCHWAY	A SIZE
AS3266	3/8"
AS3288	1/2"
AS3299	5/8"

Architectural Reveal Bead



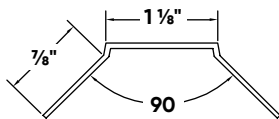
STOCK NO.	A+B SIZE
AS5150	1/4" x 1/4"
AS5130	3/8" x 3/8"
AS5110	1/2" x 1/2"
AS5325	5/8" x 5/8"

Architectural Z Shadow Bead

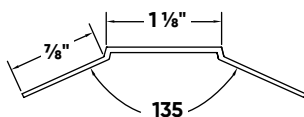


STOCK NO.	A+B SIZE
AS5410	1/2" x 1/4"
AS5510	1/2" x 1/2"
AS5610	1/2" x 3/4"
AS5810	5/8" x 1/2"
AS6010	5/8" x 5/8"
AS5910	5/8" x 3/4"

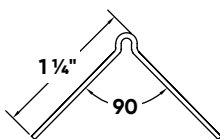
Chamfer Bead® & Archway



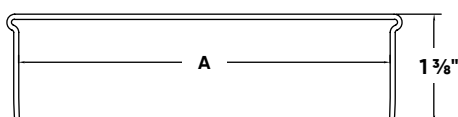
Chamfer Bead® Splayed



Corner Bead & Archway

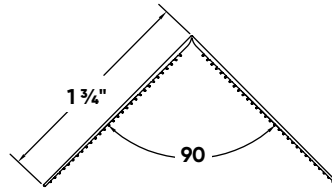


Fast Cap

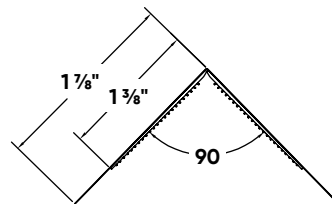


STOCK NO.	A SIZE
4410	4 5/8"
4510	4 7/8"
4883	3 1/2"
4810	3 3/4"

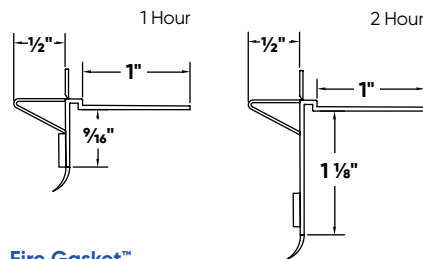
Fast Edge®



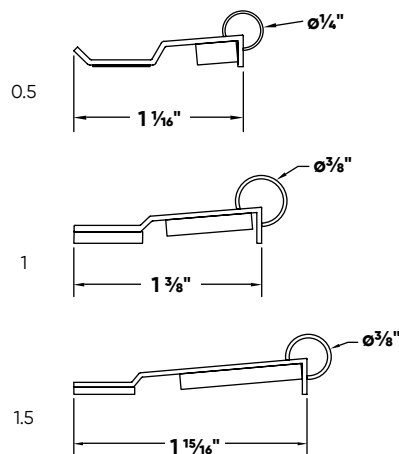
Fast Edge® Paper



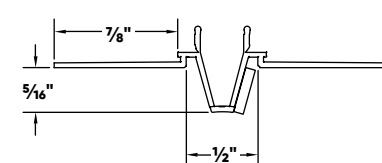
Fire Bead



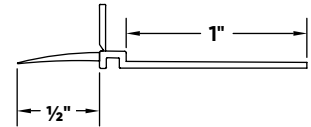
Fire Gasket™



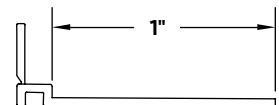
Fire Rated 093V Expansion



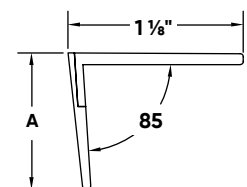
Flat Deflection Bead



Flat Tear Away® L Bead

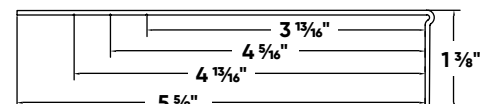


Flex Grid Angle

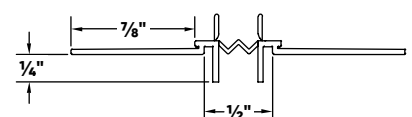


STOCK NO.	A SIZE
8158	7/8"
8159	9/16"

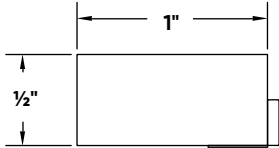
Giant L Bead & Archway



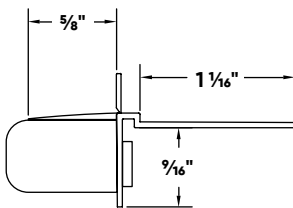
Hideaway Expansion



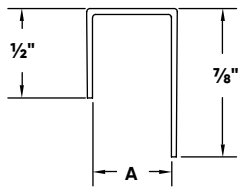
Hotrod Type X®



Hotrod XL™

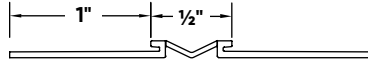


J Bead

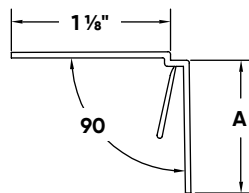


STOCK NO.	A SIZE
1010	3/8"
1108	1/2"
1110	1/2"
1210	5/8"

Magic Corner™

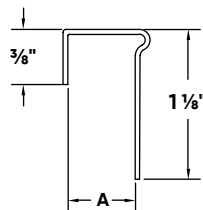


Mud On Ceiling Bead



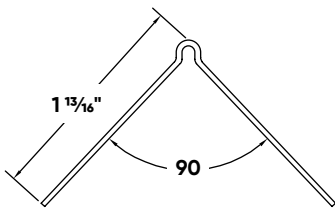
STOCK NO.	A SIZE
5010	7/8"
5012	7/8"
5020	9/16"

Mud On J Bead

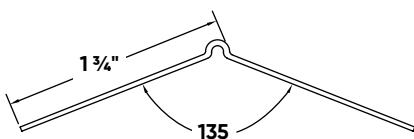


STOCK NO.	A SIZE
1710	1/2"
1810	5/8"

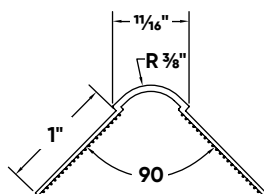
Jumbo Corner Bead & Archway



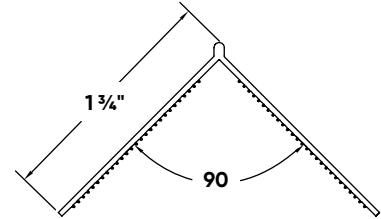
Jumbo Splayed Corner



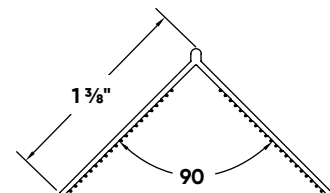
Mud Set 350 Bull® Corner Bead



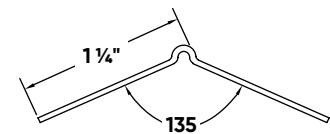
Mud Set Rigid Jumbo Low Profile Corner Bead



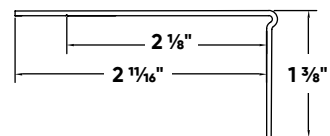
Mud Set Rigid Low Profile Corner Bead & Archway



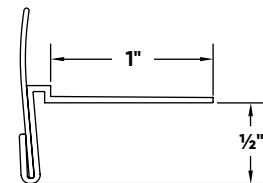
Outside Splayed Corner Bead



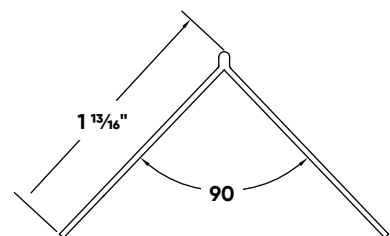
Oversized L Beads



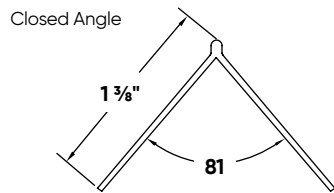
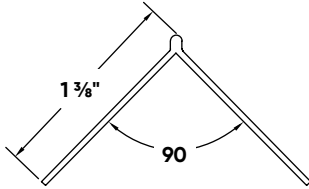
Pullaway® L Bead



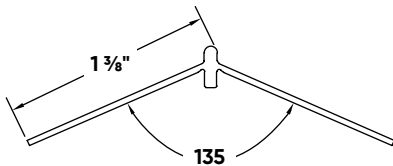
Rigid Jumbo Low Profile Corner Bead & Archway



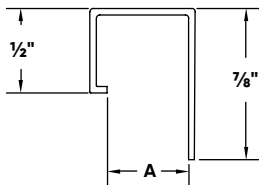
Rigid Low Profile Corner Bead & Archway



Rigid Splayed Adjustable Corner Bead

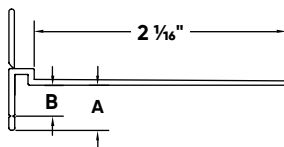


Shadow Line J Bead



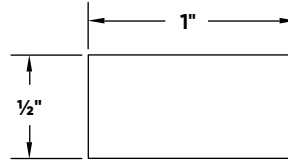
STOCK NO.	A SIZE
1308	1/2"
1310	1/2"
1410	5/8"

Shower Bead

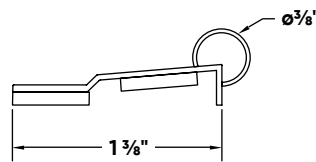


STOCK NO.	A SIZE	B SIZE
9358	3/8"	1/4"
9368	1/2"	3/8"

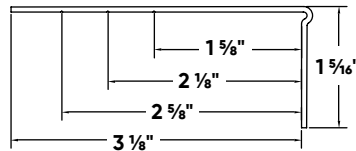
Smoke & Sound Stop



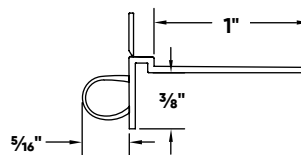
Sound Gasket™



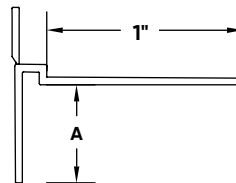
Super L Bead & Archway



Super Seal Tear Away® L Bead

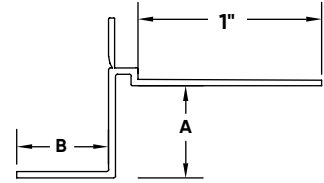


Tear Away® L Bead



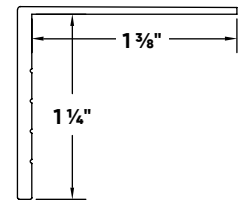
STOCK NO.	A SIZE
9002	1/4"
9004	3/8"
9008	1/2"
9010	1/2"
9012	1/2"
9110	5/8"

Tear Away Shadow Bead & Archway w/ Flexible Leg

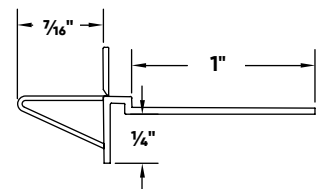


STOCK NO.	A+B SIZE
5510T	1/2" x 1/2"
5520T	3/8" x 3/8"
ARCHWAY	
5550T	3/8" x 3/8"
5560T	1/2" x 1/2"

Truss Backing Angle



Wall Mounted Deflection Bead



NUMERICAL

093V Expansion	44
¾" Bullnose Corner Bead and Archway	19
¾" Bullnose Finishing and Cleaning Tools	20
¾" Bullnose Kerfed Bead	19
¾" Bullnose Molded Corners and Accessories	20
¾" Bullnose Splayed Corner Bead	19
1 ½" Bullnose Finishing Tool	21
1 ½" Bullnose Inside Corner Bead	21
1 ½" Bullnose Molded Corners and Accessories	20
1 ½" Bullnose Outside Corner Bead and Archway	20
350 Bull® Corner Bead and Archway	18
350 Bull® Kerfed	18
350 Bull® Molded Corners and Accessories	19
350 Bull® Splayed Corner Bead	18
350 Chamfer Bead® and Archway	26
350 Chamfer Bead® Molded Corners and Accessories	26
350 Chamfer Bead® Splayed	26
847® Spray Adhesive	62

A

Adjustable Inside Corner Bead	13
Architectural F Reveal Bead	30
Architectural L Bead and Archway	38
Architectural Reveal Bead	30
Architectural Z Shadow Bead	30

B

Black Widow® Pro Sander	62
Black Widow® Sanding Pads	62
Buttboard™ Drywall Backer	64

C

Chamfer Bead® and Archway	26
Chamfer Bead® Molded Corners and Accessories	27
Chamfer Bead® Splayed	27
Corner Bead and Archway	08

D

Dual Angle Dual Grit Sanding Block	63
--	----

F

Fast Cap	58
Fast Edge®	13
Fast Edge® Paper	13
Fast Edge® Rolls	14
Fire Bead	48
Fire Gasket™	49
Fire Rated 093V Expansion	48
Flat Deflection Bead	45
Flat Tear Away® L Bead	38
Flex Grid Angle	54
Full Circle Sanding Tools	63

G

Giant L Bead and Archway	58
--------------------------------	----

H

Hideaway Expansion	44
Hinged Flat Access Door	65
Hotrod Type X®	48
Hotrod XL™	48

J

J Bead	34
Jumbo Corner Bead and Archway	08
Jumbo Splayed Corner	08

M

Magic Corner™	44
Mud On Ceiling Bead	54
Mud On J Bead	34
Mud Set 350 Bull® Corner Bead	18
Mud Set Rigid Jumbo Low Profile Corner Bead	12
Mud Set Rigid Low Profile Corner Bead and Archway	12

O

Outside Splayed Corner Bead	08
Oversized L Bead	58

P

Pop-Out Flat Access Door	65
Powdered Mud Max®	62
Pro Series 4-in-1 Hopper	65
Pro Series Quad Roller	65
Pullaway® L Bead	39

R

Rigid Jumbo Low Profile Corner Bead and Archway	12
Rigid Low Profile Corner Bead and Archway	12
Rigid Splayed Adjustable Corner Bead	13

S

Shadow Line J Bead	34
Shower Bead	38
Single Angle Sanding Block	63
Smoke and Sound Stop	49
Sound Gasket™	49
Standard Sanding Block	63
Super L Bead and Archway	58
Super Seal Tear Away® L Bead	45

T

Tear Away® L Bead	38
Tear Away Shadow Bead and Archway with Flexible Leg	30
Truss Backing Angle	45

W

Wall Mounted Deflection Bead	44
------------------------------------	----

Trademarks

Trim-Tex, Drywall Art, Pullaway, Tear Away, Mud Set Beads, Step a Bull, Chamfer Bead, Chamfer Stop, Chamfer 3 Way, Chamfer Marker, 350 Chamfer Bead, 350 Chamfer Arch, Magic Corner, Hideaway, 093V, Fast Cap, Mud on, Flex Grid Angle, 350 Bull, 350 Bull Arch, Miter Marker, Mud Max, Black Widow, Arch Plus, 847 are trademarks of Trim-Tex, Inc. 093X-V, Fire Bead, Fire Gasket, Sound Gasket, Hotrod Type X and Hotrod XL are trademarks of CEMCO.

Custom Lengths & Extrusions

Trim-Tex offers custom size lengths of existing product on a per-order basis, contact our customer service team for details. Custom shapes and extrusions are available upon request for orders of 10,000 linear feet or more. Tooling and die costs are separate, contact our customer service team for details and personalized quote.

Warranty

Trim-Tex, Inc. warrants that the products manufactured by Trim-Tex to be free from manufacturing defects when installed in accordance with the guidelines and instructions, where indicated, and in accordance to the customary and ordinary standards of the industry. Trim-Tex, Inc's sole responsibility shall be for the replacement of product only when it has been determined by Trim-Tex, Inc. that the product was defective as a result of manufacturing and not as a result of improper installation or handling. Trim-Tex assumed no liability or responsibility for any direct, indirect or consequential damages that may arise from the use of any product manufactured by Trim-Tex. Trim-Tex assumes no responsibility for any defective product not manufactured by Trim-Tex in which a product of Trim-Tex is attached to or made a part of said product. Neither Trim-Tex, its officers, agents or employees have the authority to make any other warranty either orally or in writing.

DRYWALL ISN'T FINISHED WITHOUT US.

Trim-Tex doesn't just make the finest drywall finishing solutions you can get – we make the lives of drywall pros across the world easier. Head over to [Trim-Tex.com](https://trim-tex.com) to comb through countless tips, tricks and game-changing innovations, and start getting your time back, one corner bead at a time.



3700 W Pratt Ave, Lincolnwood, IL 60712
(800) 874-2333 | info@trim-tex.com | trim-tex.com