

basware

Simplify Operations, Spend Smarter.

SUPPLIER KIT

HOW TO SEND PDF- INVOICES

DECEMBER 2021



Suppliers follow the
Supplier Kit.



Georgian Bay General
Hospital improves
purchase to payment cycle
and process efficiency.



Invoices are paid on time,
saving time and money.

Content

Georgian Bay General Hospital is moving to electronic invoicing	3
Registration process	4
1. Create an account	4
2. Fill in your company details	5
3. Add email address(es) for PDF invoices	5
Start sending PDF-invoices	5
1. Create a PDF-invoice	6
2. Attachment policy	6
3. Send the PDF-invoice.....	7
4. Invoice delivery	7
A. Company Profile.....	8
B. Mandatory content requirements for PDF-invoices.....	8
C. Invoice validation and rejections	9
D. Invoice monitoring	9

Georgian Bay General Hospital is moving to electronic invoicing

This guide contains detailed instructions on how to send PDF-invoices to Georgian Bay General Hospital. When following these instructions, Georgian Bay General Hospital will receive PDF-invoices as electronic invoices. This service is free of charge.

- Open the registration link that you received from Georgian Bay General Hospital.
- Add to Basware Portal the email address(es) from which you will send PDF-invoices.
- Go to your email- or invoicing software and attach a PDF-invoice to your email and start sending

If you have questions about sending invoices to Georgian Bay General Hospital, please do not hesitate to contact us as per below:

Contact details

Georgian Bay General Hospital	Questions regarding invoice content	GBGHAP@mohawkmedbuy.ca
Basware Customer Support	Questions on Basware service	ServiceNow

Useful links

PDF e-Invoice user guide	User guide in English	https://s3-eu-west-1.amazonaws.com/user-guidance/documentation/network-services/user-guides/en-us/pdf/Basware.PDF.eInvoice.for.Sending_EN-US.pdf
---------------------------------	-----------------------	---

Kind regards,

Georgian Bay General Hospital

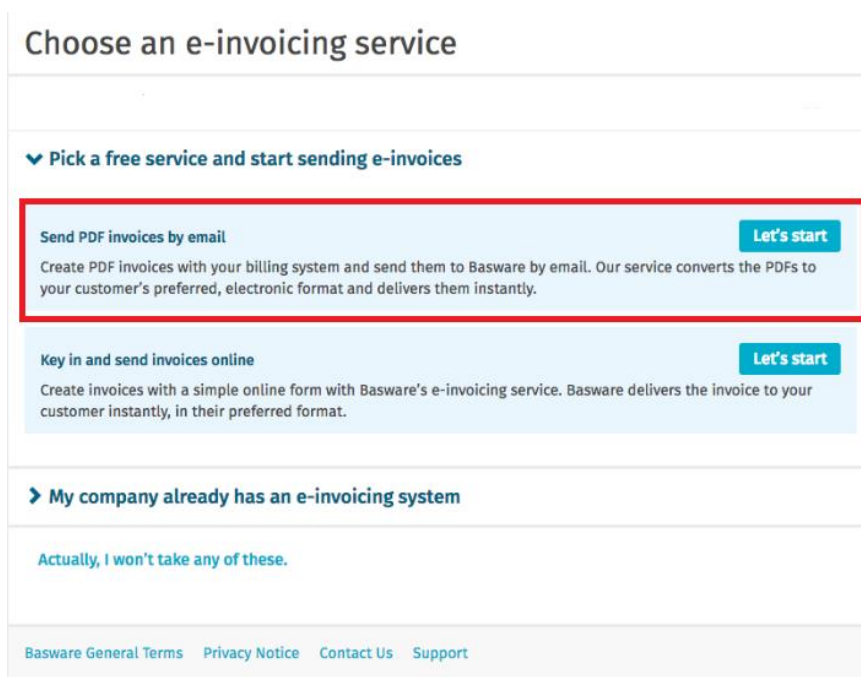
Registration process

By using this free of charge PDF-service you can start sending e-invoices to Georgian Bay General Hospital. To get started you must register to the PDF e-Invoice service via Basware Portal. You only need to register once to be able to send PDF-invoices to Georgian Bay General Hospital.

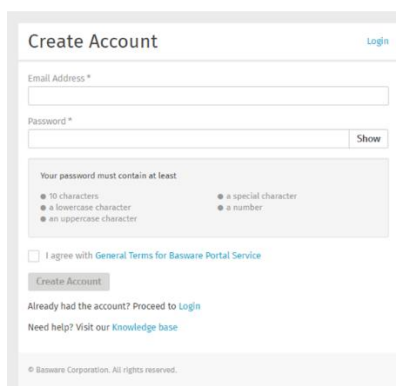
1. Create an account

Open the registration link that you received from Georgian Bay General Hospital.

On the service landing page, click **Get started**. On the next page, choose Send PDF invoices by email option and click **Let's start**.



Create an Account page opens:



Enter your email address, choose a secure password and create the account. The service sends a confirmation message to your email address. The confirmation message is sent from <no.reply@basware.com> and could end up in your spam filter. Open the confirmation message to activate your account.

2. Fill in your company details

Now, you must fill in some details about your organization to activate the Basware PDF e-Invoice for Receiving - service. In the Company Details section, fill in your basic organization's details – company identifier, company name and address. Also, the primary contact of your company should be filled in.

3. Add email address(es) for PDF invoices

To add the email address(es) from which you will send PDF e-Invoices, click **Add new email address** from Service Setting tab. You can only send invoices from the address(es) that you define here. Invoices sent from other addresses will not be delivered to Georgian Bay General Hospital. You can add up to 200 email addresses here.

Each additional email addresses used to send invoices from must be confirmed before invoices can be processed.

PDF e-Invoice

Company Details
Service Settings
Instructions

Customize the way the service works

▼ Email addresses for invoicing *

Enter the email address(es) from which you will send invoices to your customers. The service rejects invoices sent from addresses other than the ones listed below.

	Confirmed
--	-----------

[Add new email address](#)

Cancel
Previous
Next

If you wish to add more email addresses later, please go to the [Basware Portal](#) and login. Go to the tab **Services** and click on the box named **PDF e-Invoice**. Click on **View details**. Next, go to section **I send invoices from** and click on **Add an email address** from which you will send invoices to Georgian Bay General Hospital.

Start sending PDF-invoices

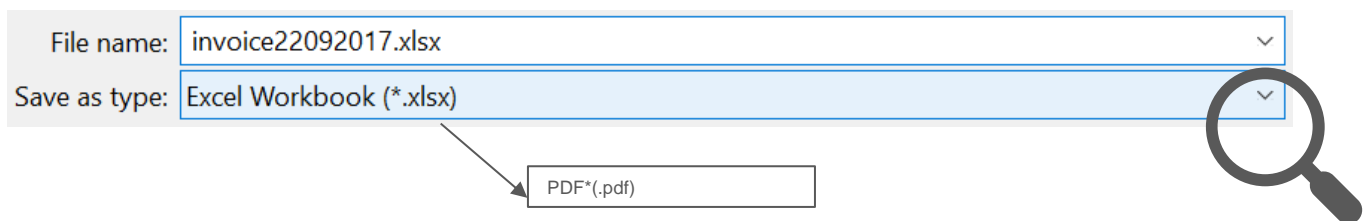
Make sure that you have completed the registration and clicked **Activate** on the final page of the registration flow. Now you can go to your email or invoicing software and create a PDF-invoice. For the service to work, the invoices that you send must have the same layout as the first invoice. Because the invoices are read electronically, the content of each invoice must be in [machine-readable](#) text format - the

invoices cannot be hand-written, scanned or contain the information in image format. Please make sure that your PDF-invoices are machine-readable and that they are sent to the correct Georgian Bay General Hospital email address for PDF-invoices (found in section A of this supplier kit).

1. Create a PDF-invoice

There are many ways you can create a PDF invoice:

- You can use your current accounting software, if it allows you to export invoices in machine-readable PDF format.
- You can use a word processing or spreadsheet software - for example, tools from the Microsoft Office, if it allows you to save documents in machine-readable PDF format:



2. Attachment policy

If you need to add additional attachments to your email message, such as a delivery note, please make sure that you follow the attachment policy for additional attachments:

- You can only send attachments in PDF format. The service ignores all other attachment types.
- Name the attachment so that it contains the word attachment, anhang, anlage, adjunto, annex, or liite. For example, attachment_112233.pdf.
- If you send multiple attachments, Basware recommends that you send only one invoice per each email.
- If you must send multiple PDF e-Invoices and attachments in a single email, follow these guidelines:
 - Make sure that each attachment has the keyword attachment in their filename.
 - Make sure that each attachment is associated to a business document PDF:
 - Single business document PDF: each attachment is automatically linked to the business document PDF.
 - Multiple business document PDFs: attachments are linked to a business document PDF, if the filename of the attachments contains the filename (without the file extension) of the business document. For example, document1_attachment.pdf will be linked to document1.pdf.
 - The attachments are valid, if:
 - The email contains at least one business document PDF.
 - Each extra attachment is linked to a business document PDF.

More information about the attachment policy can be found [here](#).

3. Send the PDF-invoice

1. Using your standard email client, create a new email message.
2. Attach the PDF-invoice you have saved on your computer to the email message. It is possible to attach multiple invoices into one email.
3. If you want to send additional invoice attachments to your customer, such as delivery notes, please attach them to the email. Attachments must always be delivered together with the PDF-invoice. For instructions on how to name the additional attachments, see Attachment Policy.
4. Type Georgian Bay General Hospital PDF-invoice address in the email receiver field. Georgian Bay General Hospital email addresses for PDF-invoices are found in section A of this supplier kit.
5. Send the email.

THE BASWARE PDF-SERVICE DELIVERS TO GEORGIAN BAY GENERAL HOSPITAL ONLY PDF-INVOICES THAT ARE SENT FROM EMAIL ADDRESSES THAT ARE REGISTERED TO THE SERVICE. THE SERVICE WILL AUTOMATICALLY REJECT INVOICES THAT ARE SENT FROM AN UNREGISTERED EMAIL ADDRESS.



4. Invoice delivery

Basware sets up the conversion process when you send the first invoice into the service. For the service to work, the invoices that you send in must have the same layout as the first invoice.

Basware will notify you by email when the first email has been delivered to Georgian Bay General Hospital successfully. The first PDF-invoice can take a few business days to be mapped and delivered to Georgian Bay General Hospital. No further confirmation emails will be sent unless there are delivery problems with the invoices.

A. Company Profile

Please use the following email addresses when sending PDF-invoices to Georgian Bay General Hospital:

Company Unit	E-mail address
Georgian Bay General Hospital	GBGHInvoices@email.basware.com

B. Mandatory content requirements for PDF-invoices

Please ensure that the following information is included in your PDF-invoice prior to your email being sent. If one mandatory field (M) is found empty, your invoice will be returned.

Type of information	Comment
Invoice number	
Invoice date	
Due Date	
Delivery Date	
Currency	
Full name of the customer	Georgian Bay General Hospital
Full address of the customer	Georgian Bay General Hospital
Receiver Business number (Buyer Business ID)	
Receiver e-Invoice address	
Full name of the sender (Supplier Name)	Taken from registration step
Full address of the sender (Supplier Address)	Taken from registration step
Sender Business ID (Supplier Business ID)	Taken from registration step
Subtotal (net amount)	
Total Gross Amount (Total)	
Total Tax Amount (Taxable Amount)	
Percent (Summary Tax Percent)	
Total Freight Amount	
Contract/Account/Payment Plan Number	
PO Number***	This is one of three fields that must be included. See below.

Cost Center***	This is one of three fields that must be included. See below.
Buyer Reference***	This is one of three fields that must be included. See below. Please include the email address for your Georgian Bay General Hospital contact. This should be in the proper email format (name@company.com)

*****PLEASE NOTE: YOU MUST INCLUDE ONE OF THE ABOVE FIELDS ON YOUR INVOICE: PO NUMBER, COST CENTER, OR BUYER REFERENCE. IF YOU DO NOT INCLUDE ONE OF THESE FIELDS, YOUR INVOICE WILL BE REJECTED.**

C. Invoice validation and rejections

Typical scenarios where the PDF-invoice is being rejected:

- The PDF invoice file is not machine-readable.
- The email invoice was sent from an un-registered email address.
- A mandatory field does not have content.
- The name of the additional attachment file does not include one of the following words: attachment/anlage/adjunto/annex/liite.

Basware will notify by email if the invoice cannot be delivered. Please note, the rejection notifications are sent to the email address, from which the invoice was sent. Therefore, please ensure the email address is a monitored mailbox.

If you have more questions about the rejection messages, please review the [FAQs here](#).

D. Invoice monitoring

If you want to check on invoice delivery status, please go to the [Basware Portal](#) and login. Go to the tab **Documents** and see an overview of your sent PDF-invoices.

Please note that the first PDF-invoice that you send to Georgian Bay General Hospital new email addresses can take a few business days to be delivered and visible in the portal. Basware will notify you by email when the first email has been delivered to Georgian Bay General Hospital successfully. No further confirmation emails will be sent unless there are delivery problems with the invoices.

For other purposes you do not need to login or use the portal anymore, it was only needed once for registration and activation of the service.