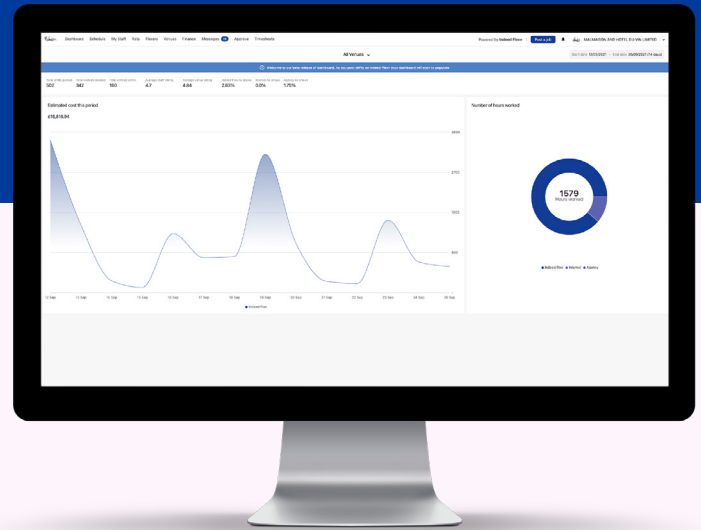


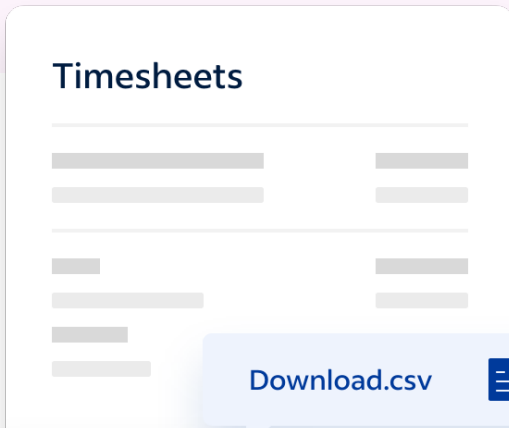
Exploring the Indeed Flex+ features: Reporting & Analytics

Indeed Flex+ is a leading Workforce Management Solution that gives businesses visibility and control over all their contingent labour needs and vendors.



What to expect from the Reporting Dashboard

Have your workforce questions answered and create reports at the click of a button.



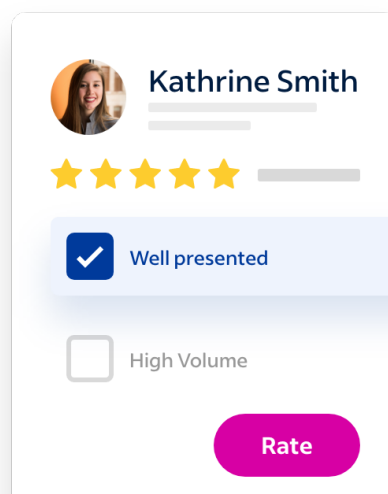
Download CSV 

Shifts

Have complete visibility of your activity with all shift information clearly displayed on your dashboard. This includes shifts posted, workers booked and any unfilled shifts.

Workers

Find out all you need to know about our Flexers. Explore worker ratings, repeat worker scores and more.





Jay Hughes



Shannon Reid



Venue


Improve your organisation with the feedback feature. Workers will let you know how their experience was, with full confidentiality.

Spend

Personalise your finance reports and receive them directly to your inbox. Filter by venues, roles and staff as it suits you.

Provisional Cost

Dates 01 Aug - 01 Sept



Grand total

£600.00



Did you know?

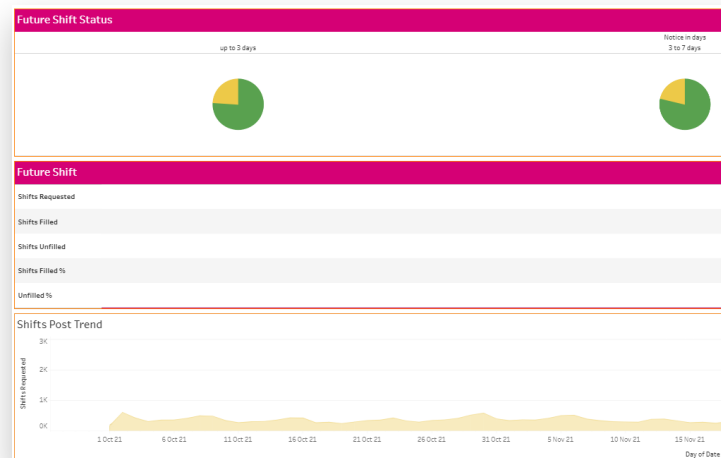
With Indeed Flex+, you have access to live data, meaning you can make essential decisions without delay.

Data Visualization tool

A completely customisable reporting program shaped to your needs

Predictive analysis and business intelligence

Gain valuable insights into shift performance to map out future shifts ahead of time. You can also examine behaviour trends to understand further how you use the platform.



FAQ

How will you receive your reports?

Indeed Flex provides reports for each site by utilising data extracted from the available reporting systems. Reports can be customised and downloaded at any point.

All reports will include:

- ✓ Tenure Reports
- ✓ Excess Hours data
- ✓ Workforce Overview
- ✓ Spend Summaries
- ✓ Approvals reports
- ✓ Fulfilment reports
- ✓ Rate breakdowns

Further data available includes:

- ✓ Shift fulfilment rates
- ✓ Expenditure
- ✓ Repeat worker ratios
- ✓ Quality ratings
- ✓ No show rate and cancellations
- ✓ QR clock-ins
- ✓ The number of unique workers

We recommend the production of reports at least quarterly.

Can you obtain user-accessible software for management information and dashboards?

Yes! You can download data from our reporting software at your convenience for no additional cost.

Our reporting software has multi-format functionality as reports are downloadable as PDFs, PowerPoint presentations and Excel Spreadsheets.

Account managers present important data during contract meetings to identify trends and patterns. They also share sector-specific hiring insights, produced by our data analytics team.



How will the reporting inform tactical and strategic decision making?

Indeed Flex routinely uses client management information to monitor performance and drive continuous improvements and strategic change. Your account management team will use this information to inform their tactical and strategic decision making.

The account management team take a proactive approach to this and will regularly update you on strategies that could continuously improve your performance.

Our real-time data offers an analysis of current and future fulfilment rates. This leads to identifying any areas requiring attention or improvement and enabling Indeed Flex to proactively identify necessary strategic actions, for example, adjusting candidate attraction strategies.

Historic management information is also reviewed. For example: the repeat worker ratio is monitored and necessary actions are taken to improve staff retention. No show rates are closely reviewed to facilitate swift action on refining worker pools or localised candidate attraction strategies to ensure full attendance. Worker ratings, shift fulfilment, no show levels, repeat worker ratio, timesheet approval and cost savings will all be monitored.

Any more questions?

Speak with one of our experts to discuss how Indeed Flex can help you with your workforce reporting needs today.