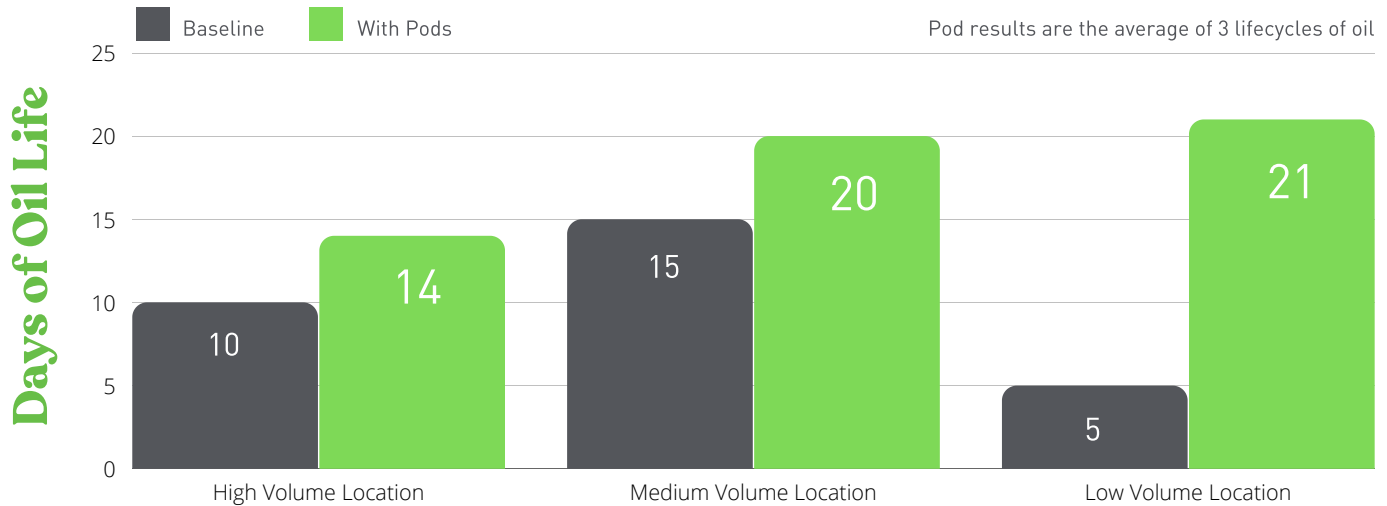


KEEPS FOOD TASTY • EASY TO USE • SUSTAINABLE

This data is compiled from a 60-day test of FreshFry Pods within three Roaring Fork locations, without cone filtering.



## Team Feedback:

"Can't taste burned flavor in chips"

"Fryer is easier to clean"

"Oil doesn't get dark as fast"

"Chips stay lighter"

"One hour cleaning now takes 20 minutes"

"Great tasting chips"

## Feedback from a 30-day test with Delicio:

### Hector - Manager

"They worked very well. I have 6 years of experience with Qdoba. Right now, we see the difference. Every day the oil is cleaner. No build up around the fryer. The Pod is safe."

### Antwain - Manager

"Very easy to use - real easy. We barely have to clean our fryers now. It used to be every Sunday, but now we can go a couple of weeks because the oil lasts longer. The Pods keep the chips fresh for longer, too."

FreshFry Pods have proven their value through two rigorous Qdoba tests.

**Let's Get Started Today.** 

[www.FreshFry.me](http://www.FreshFry.me)

# FreshFry Pods

## The Easiest Frying Oil Purification System



Keeps food light, crisp and delicious



Saves on oil and filtering costs




Plant-based Pod cleans oil and brightens flavor



Easy to use and train: keep the focus on food!

### What Can The Pods Do?



Pods can't make old oil into new oil; it's impossible! When used regularly, Pods help good oil perform at its best.

### 4 Days



Without FreshFry Pods

### 7 Days



With FreshFry Pods

FreshFry Pods save operators time, labor and cost by extending fryer oil life by 2-3 days.

Nightly use of Pods removes impurities from the oil such as water, metals and free fatty acids. This improves food quality and extends oil life. These benefits will lead to fewer oil changes, and most importantly, the quality of your food will stay consistently delicious!

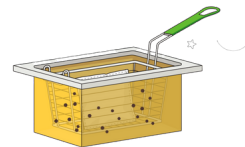
For maximum results, start with fresh oil, and use each time you fry as part of your nightly checklist.

### How to Use:



#### Step 1:

Put the Pod in the fryer.



#### Step 2:

Let the Pod soak overnight.



#### Step 3:

Remove the Pod the next day.



#### Step 4:

Throw the Pod in the trash.