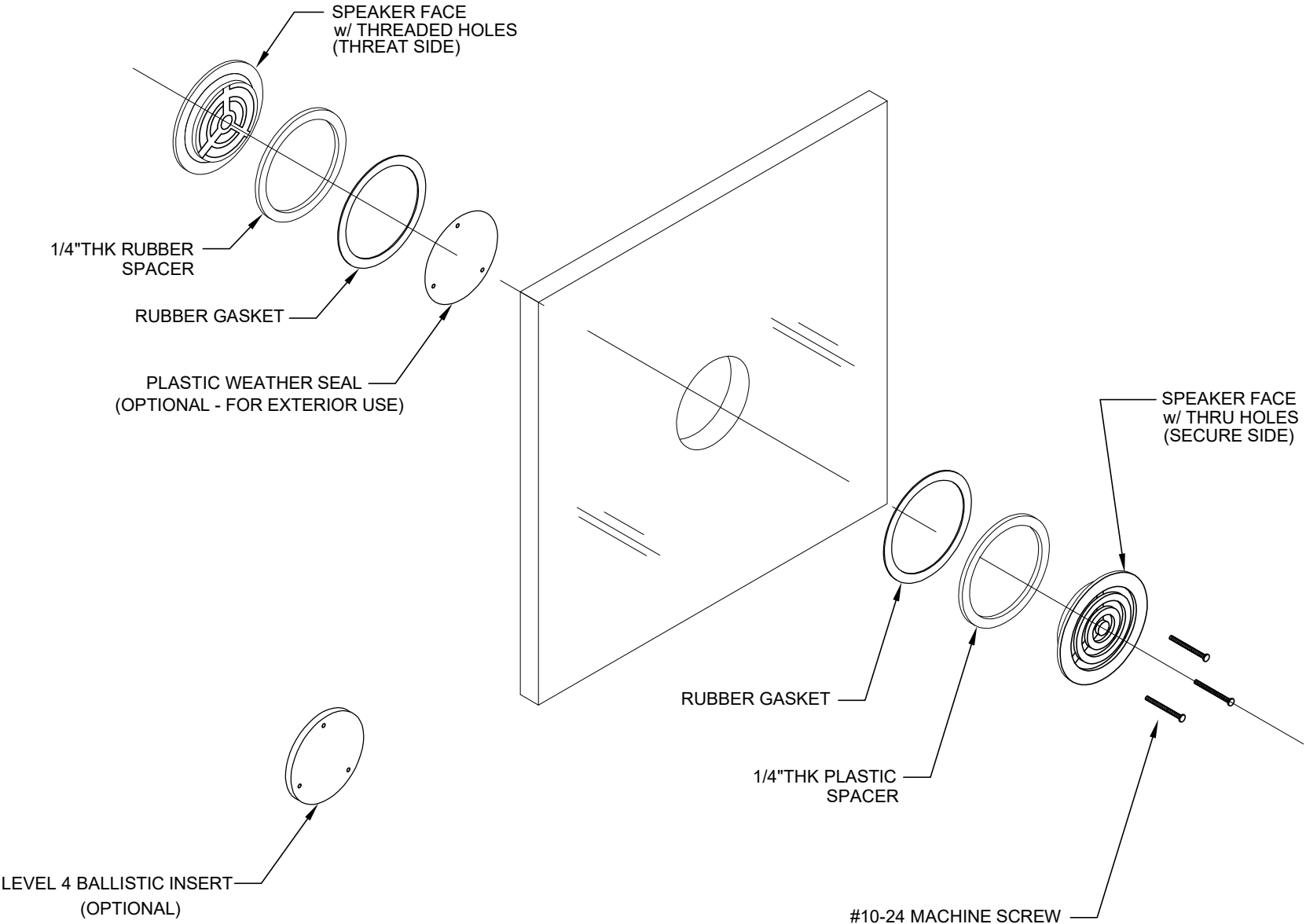


INSTALL INSTRUCTIONS:

1. ASSEMBLE IN ORDER OUT FROM ACRYLIC WALL SECTION OVER HOLE FOR VOICE COMMUNICATION AS SEEN IN ASSEMBLY BELOW.
(WITH Ø 5" HOLE)



MK-1

STAINLESS STEEL SPEAKER PORT

Total Security Solutions

935 Garden Lane
Fowlerville, Michigan 48836
517.223.7807 Fax: 517.223.0805

**TOTAL
SECURITY
SOLUTIONS**

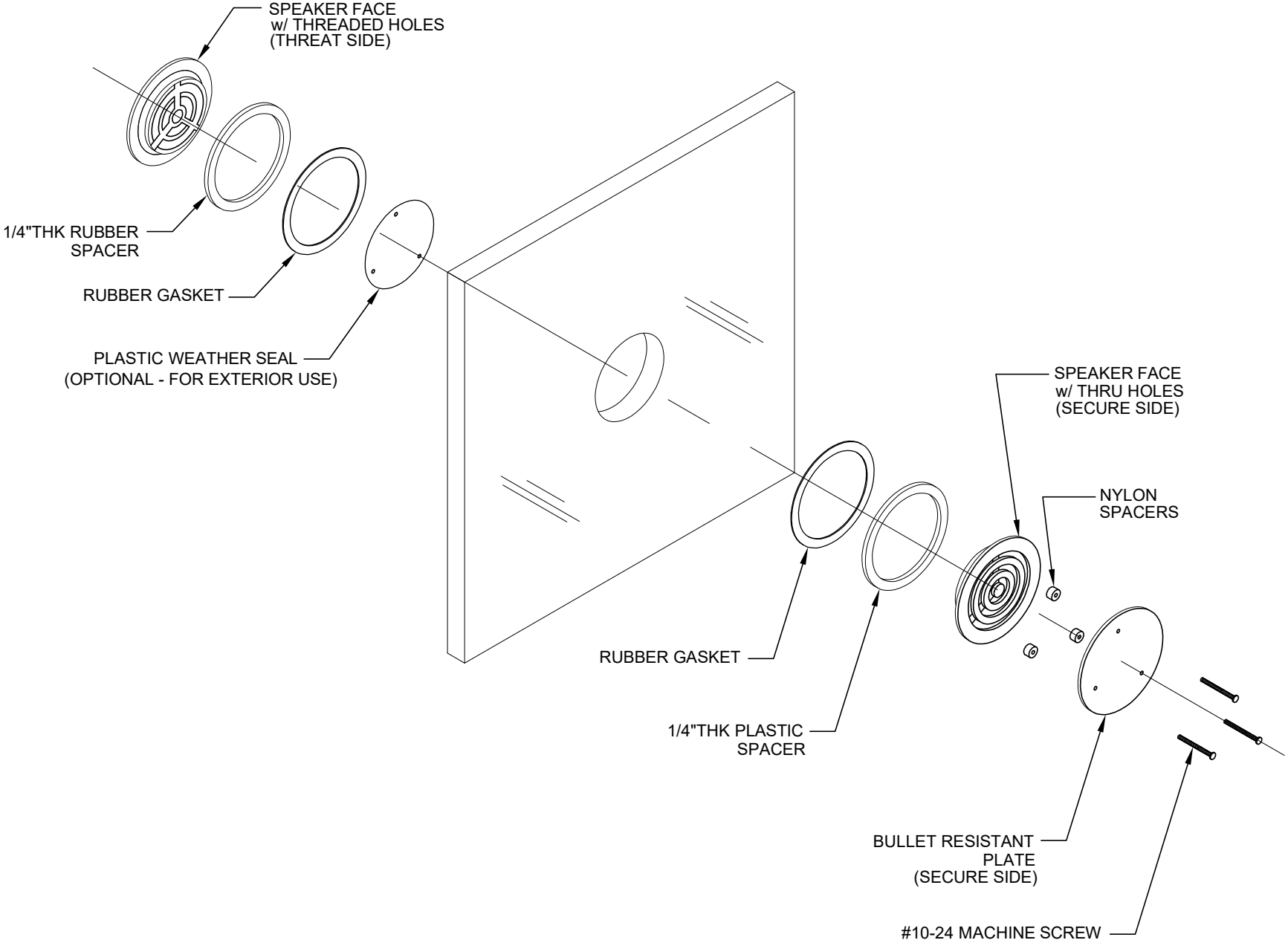
These drawings and all information herein are of a confidential nature and remain the property of TOTAL SECURITY SOLUTIONS. No part of this drawing may be reproduced for any purpose, except by written permission of TOTAL SECURITY SOLUTIONS is strictly prohibited.

Sheet Title:
INSTALL DETAIL

Sheet Number:
IN-1

INSTALL INSTRUCTIONS:

1. ASSEMBLE IN ORDER OUT FROM ACRYLIC WALL SECTION OVER HOLE FOR VOICE COMMUNICATION AS SEEN IN ASSEMBLY BELOW.
(WITH Ø 5" HOLE)



MK-1 WITH BACKER PLATE
STAINLESS STEEL SPEAKER PORT

Total Security Solutions

935 Garden Lane
Fowlerville, Michigan 48836
517.223.7807 Fax: 517.223.0805

**TOTAL
SECURITY
SOLUTIONS**

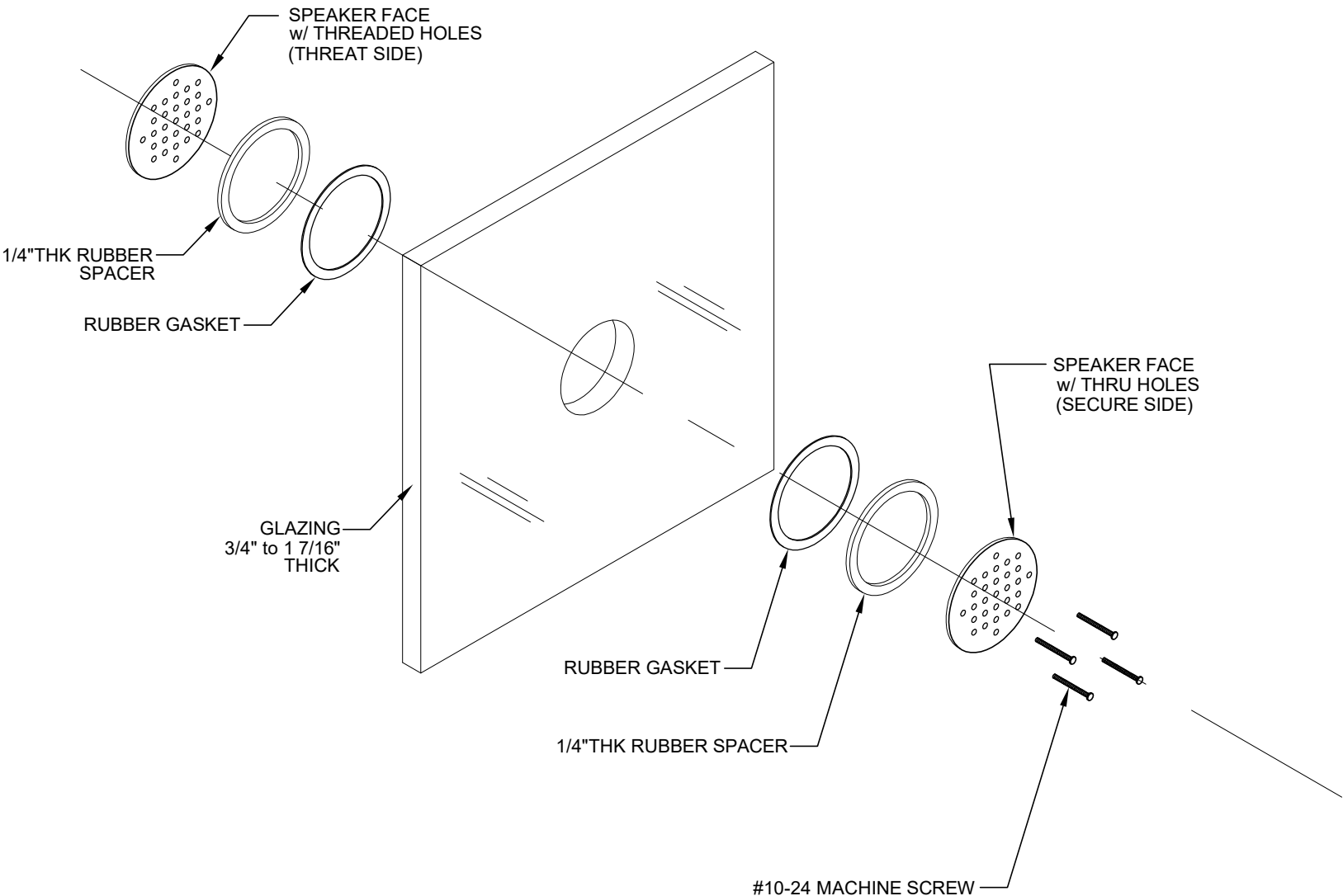
These drawings and all information herein are of a confidential nature and remain the property of TOTAL SECURITY SOLUTIONS. No part of this drawing may be reproduced for any purpose, except by written permission of TOTAL SECURITY SOLUTIONS is strictly prohibited.

Sheet Title:
INSTALL DETAIL

Sheet Number:
IN-1

INSTALL INSTRUCTIONS:

1. ASSEMBLE IN ORDER OUT FROM ACRYLIC WALL SECTION OVER HOLE FOR VOICE COMMUNICATION AS SEEN IN ASSEMBLY BELOW.
(WITH Ø 5" HOLE)



Total Security Solutions
935 Garden Lane
Fowlerville, Michigan 48836
517.223.7807 Fax: 517.223.0805



These drawings and all information herein are of a confidential nature and remain the property of TOTAL SECURITY SOLUTIONS. No part of this drawing may be reproduced for any purpose, except by written permission of TOTAL SECURITY SOLUTIONS is strictly prohibited.

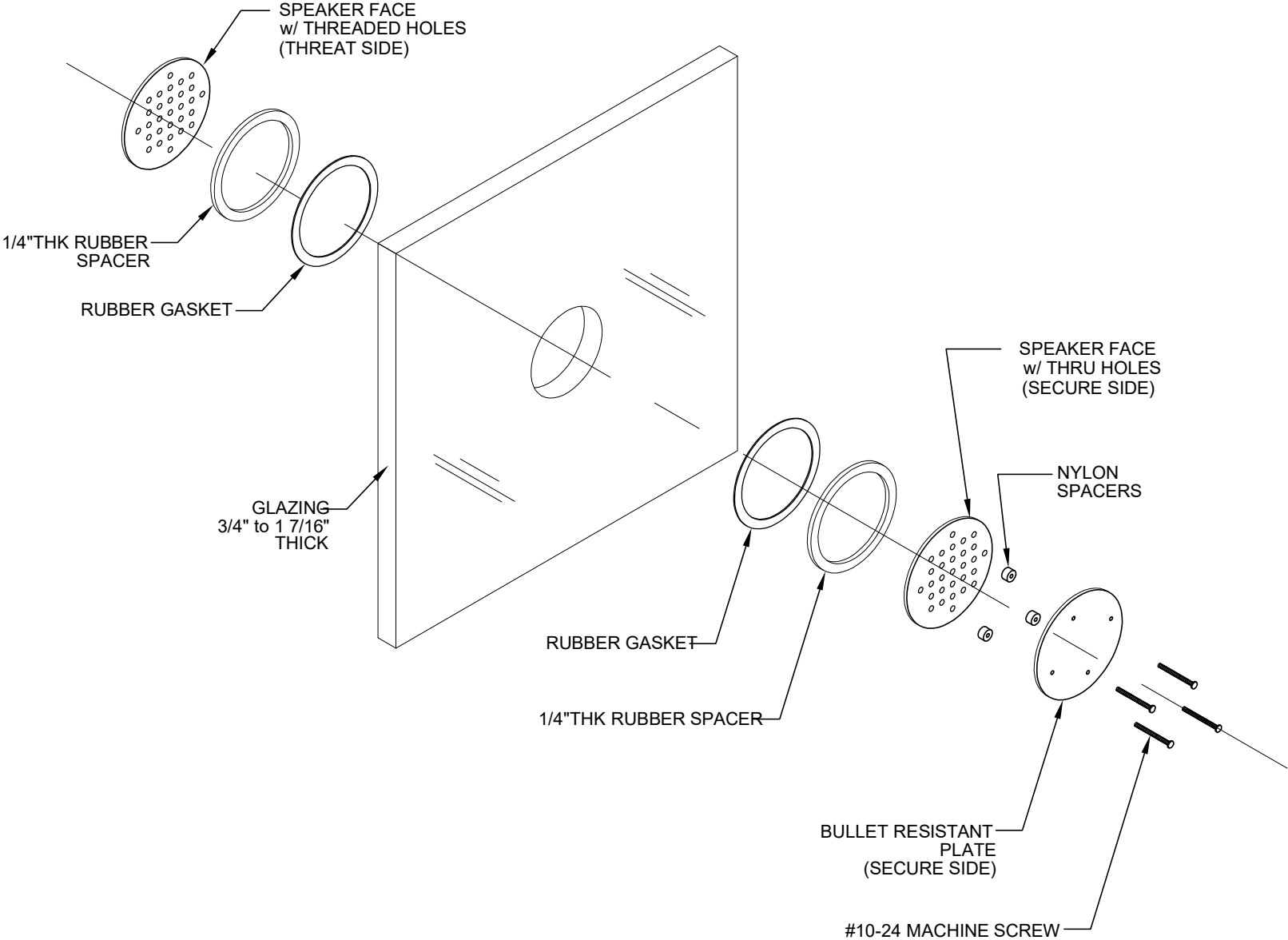
Sheet Title:
INSTALL DETAIL

Sheet Number:
IN-1

MK-2
STAINLESS STEEL SPEAKER PORT

INSTALL INSTRUCTIONS:

1. ASSEMBLE IN ORDER OUT FROM ACRYLIC WALL SECTION OVER HOLE FOR VOICE COMMUNICATION AS SEEN IN ASSEMBLY BELOW.
(WITH Ø 5" HOLE)



MK-2 WITH LVL IV PLATE
STAINLESS STEEL SPEAKER PORT

Total Security Solutions
935 Garden Lane
Fowlerville, Michigan 48836
517.223.7807 Fax: 517.223.0805



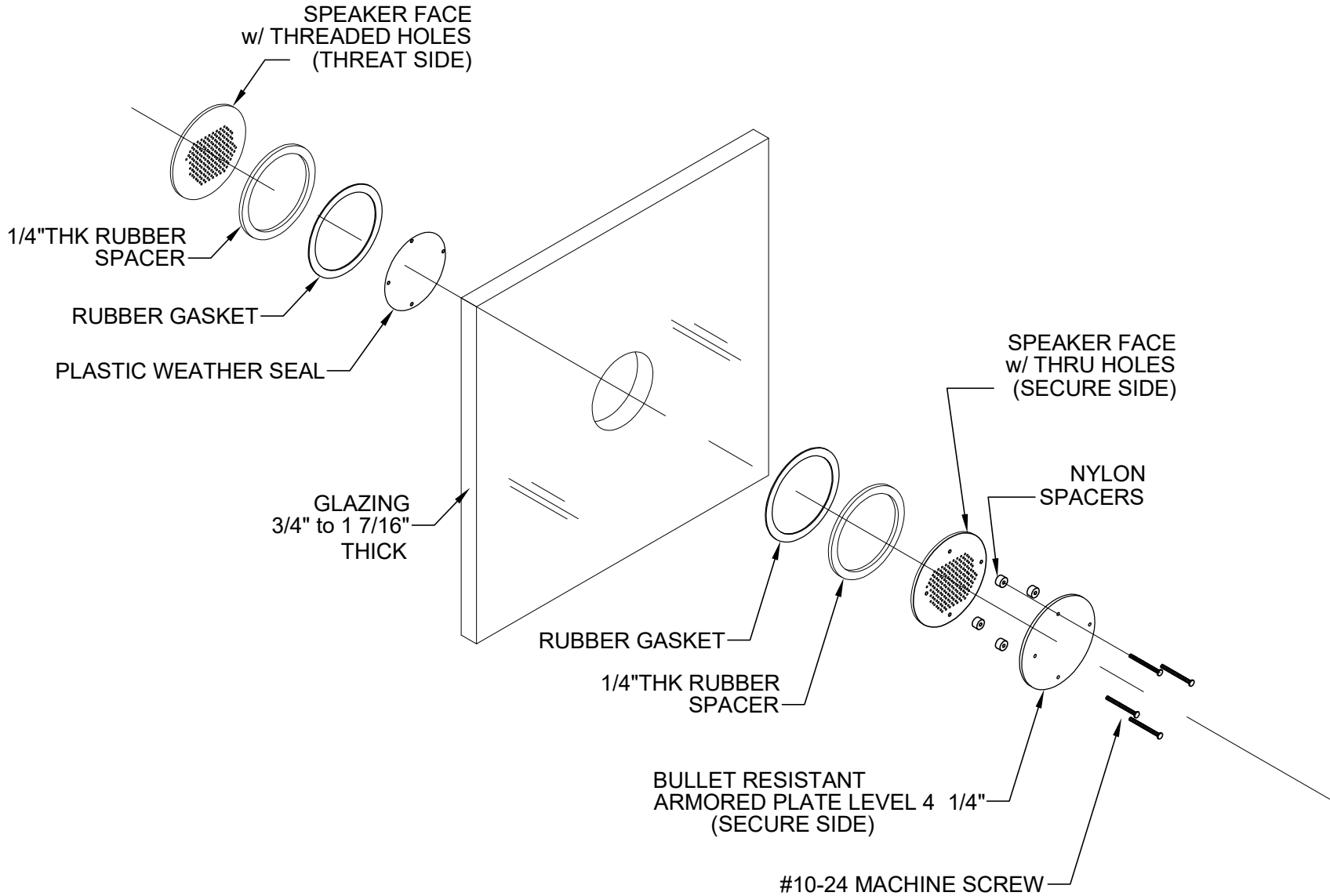
These drawings and all information herein are of a confidential nature and remain the property of TOTAL SECURITY SOLUTIONS. No part of this drawing may be reproduced for any purpose, except by written permission of TOTAL SECURITY SOLUTIONS is strictly prohibited.

Sheet Title:
INSTALL DETAIL

Sheet Number:
IN-1

INSTALL INSTRUCTIONS:

1. ASSEMBLE IN ORDER OUT FROM ACRYLIC WALL SECTION OVER HOLE FOR VOICE COMMUNICATION AS SEEN IN ASSEMBLY BELOW.
(WITH Ø 5" HOLE)



MK-3

STAINLESS STEEL SPEAKER PORT

Total Security Solutions

935 Garden Lane
Fowlerville, Michigan 48836
517.223.7807 Fax: 517.223.0805

**TOTAL
SECURITY
SOLUTIONS**

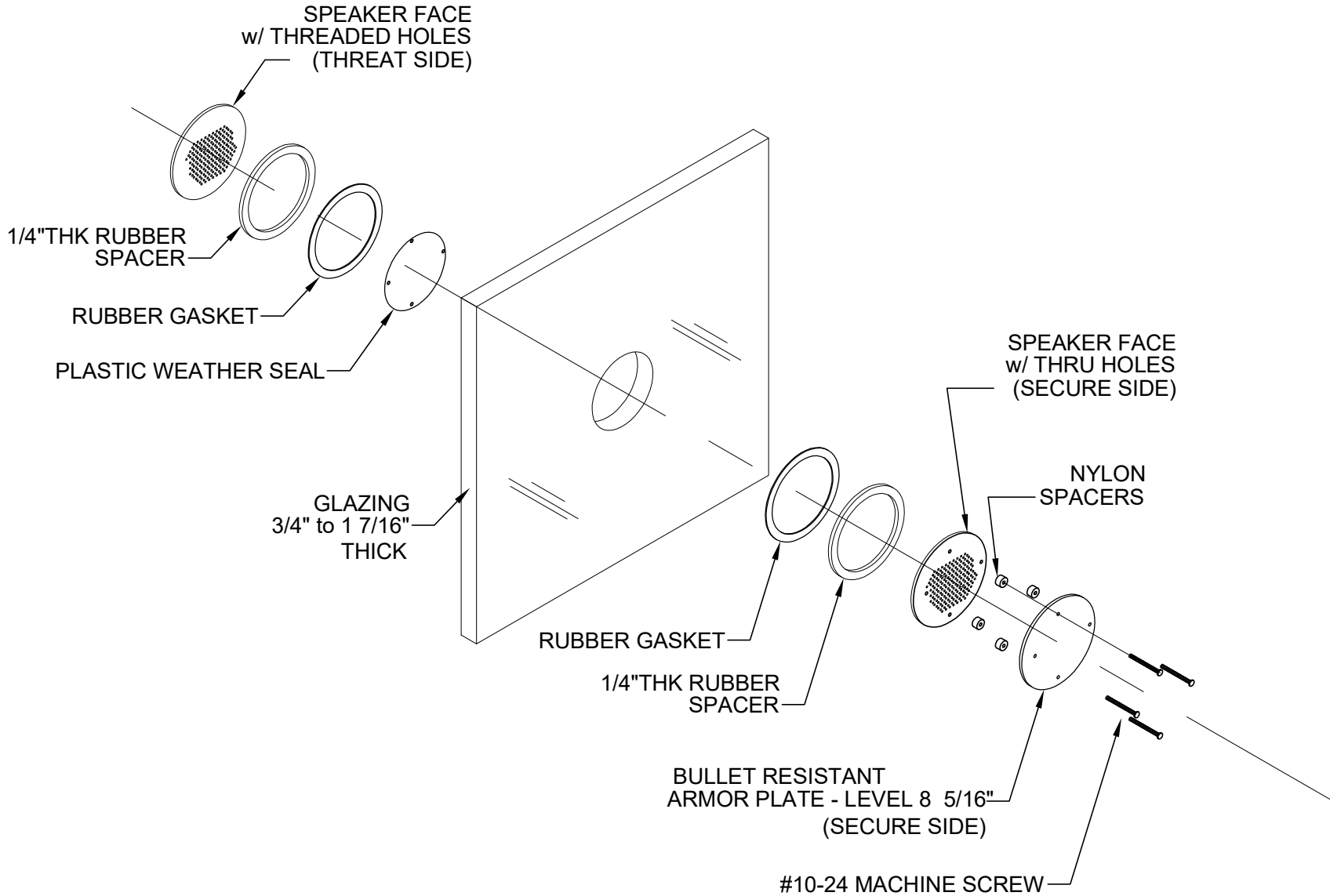
These drawings and all information herein are of a confidential nature and remain the property of TOTAL SECURITY SOLUTIONS. No part of this drawing may be reproduced for any purpose, except by written permission of TOTAL SECURITY SOLUTIONS is strictly prohibited.

Sheet Title:
INSTALL DETAIL

Sheet Number:
IN-1

INSTALL INSTRUCTIONS:

1. ASSEMBLE IN ORDER OUT FROM ACRYLIC WALL SECTION OVER HOLE FOR VOICE COMMUNICATION AS SEEN IN ASSEMBLY BELOW.
(WITH Ø 5" HOLE)



MK-HD

STAINLESS STEEL SPEAKER PORT

Total Security Solutions

935 Garden Lane
Fowlerville, Michigan 48836
517.223.7807 Fax: 517.223.0805

**TOTAL
SECURITY
SOLUTIONS**

These drawings and all information herein are of a confidential nature and remain the property of TOTAL SECURITY SOLUTIONS. No part of this drawing may be reproduced for any purpose, except by written permission of TOTAL SECURITY SOLUTIONS is strictly prohibited.

Sheet Title:
INSTALL DETAIL

Sheet Number:
IN-1