


WATERJETTING UNIT

TX-450SB

FAST & AFFORDABLE CONVERTIBILITY



STANDARD FEATURES

- Pressure/flow convertibility from well of pump. Does not require unbolting and retorquing.
- No valve change required.
- Inline fluid end design.
- Pressure range from 7,000 PSI to 10,000 PSI.
- Flow rates from 27 GPM to 105.6 GPM.
- Maximum frame load of 30,000 Lbs. / 13,608 Kg. for multi-speed, and 25,000 Lbs. / 11,340 Kg for single speed.
- Field proven design.
- Power to 450 HP
- Easy field maintenance.
- Stainless steel fluid end construction.
- High volumetric efficiency for maximum horsepower utilization.
- Rigorously subjected to full load testing
- Manufactured on state-of-the-art machinery
- Pump attached planetary gear reducer.

SPECIFICATIONS

Weight	4,658 lbs / 2,115 Kg
Maximum RPM	510 RPM
Stroke Length	4.5 in / 114 mm

APPLICATIONS

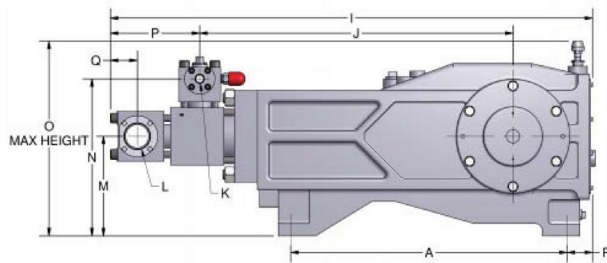
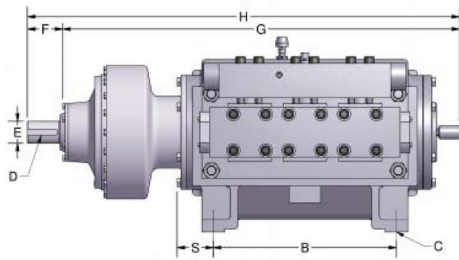
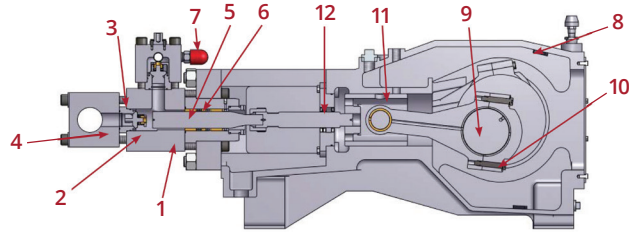
- Water Blasting
- Concrete Demolition
- Hydrostatic Testing
- Water Disposal
- Industrial Process

TX-450SB	PLUNGER DIAMETER		MAX PRESSURE		FLOW					
					200 RPM		400 RPM		500 RPM	
	in.	mm.	PSI	bar	GPM	LPM	GPM	LPM	GPM	LPM
Note: All flows are based on 100% volumetric efficiency. Pressures shown are based on single-speed performance. See unit specification sheets for pressure ratings on multi-speed units.	1.75"	44	10,000	690	27.1	106.4	56.2	212.8	70.3	266.0
	1.875"	48	8,800	607	32.3	122.2	64.6	244.3	80.7	305.4
	2"	51	7,800	538	36.7	139.0	73.4	278.0	91.8	347.5
	2.125"	54	6,800	469	36.7	139.0	73.4	278.0	103.5	391.7
	2.25"	57	6,100	420	46.4	175.6	93.0	352.0	113.7	430.3

TX-450SB

FAST & AFFORDABLE CONVERTIBILITY

SPECIFICATIONS



FLUID END

- 1. Stuffing Boxes:** Three boxes machined from hardened stainless steel for extended life.
- 2. Suction Manifold:** Hard, anodized aluminum. Also available in stainless for salt water applications.
- 3. Valve Assembly:** Hardened stainless steel, autofrettaged for extended life. Valves are spring-loaded for positive closing with a common seat used for both suction and discharge valves.
- 4. Discharge Manifold:** Manufactured from precipitation hardened stainless steel.
- 5. Plungers:** Made of stainless steel with colmonoy coating.
- 6. Plunger Packing:** Carbon filled Teflon™ and polyethylene base, spring-loaded, self-adjusting and easily replaceable from the rear of the stuffing box. Force-fed water provides lubrication and cooling.
- 7. Pressure Relief:** Pressure safety head assembly (two rupture discs), mounted to the discharge manifold.

POWER END

- 8. Power Frame:** Manufactured from a single piece casting of high strength gray cast iron.
- 9. Crankshaft:** Single extended steel with tapered roller bearings to minimize side thrust load.
- 10. Connecting Rods:** Ductile iron with automotive type split insert bearings.
- 11. Crossheads:** Large, piston type constructed of gray iron.
- 12. Diaphragm Seals:** Installed with o-rings or gaskets and neoprene oil seals.
- Reduction Gear:** Constructed of top quality AGMA class 12 steel. Hardened and ground gears for strength and durability. Ratios available - 3.35:1, 4.20:1, 4.636:1, 5.21:1.
- Forced Oil Lubrication System:** Unique pump feature that allows oil to be forced through a rifled drilled crankshaft lubricating each journal, connecting rod bearings and wrist pin bearings.

	A	B	C	D	E	F	G	H	I	J	K	L	M	N	O	P	Q	R	S
in.	36¼	24	1 5/16	¾	2 7/8	4 5/8	52	56 5/8	63 1/8	41 1/8	1" NPT	3" NPT	13	20½	25 7/16	11¾	3½	3 5/16	4¾
mm.	921	610	34	19	73	118	1321	1438	1603	1045			330	521	646	299	89	84	121