



HOW TO BUY TANDOSTONE:

1. CHOOSE PROFILE & COLOR

- Stacked Stone
- Creek Ledgestone

2. CHOOSE CORNER OPTION:



































































- Matching Stone Corner
- Vinyl Outside Corner Post

3. CHOOSE ACCESSORIES:

- Architectural Sill & Sill Corners
- 1 1/8" J-Channel

4. STARTER STRIP (Required):

- Universal Starter Strip

STACKED STONE	Corner Options		Accessories		Universal Starter Strip		
Colors	Matching Stone	Vinyl OSCP - 1 1/8"	Architectural Sill	1 1/8" J-Channel	(Required)		
 Chestnut Hills		 White	 Sable	 Chestnut Hills/Sedona Bluff			
 Glacier Bay		 Seaside Gray	 White	 Pewter	 Raven	 Seaside Gray	
 Lewiston Crest		 White	 Pewter	 Raven	 Lewiston Crest		
 Santa Fe		 White	 Sable	 Santa Fe			
 Sedona Bluff		 White	 Sable	 Chestnut Hills/Sedona Bluff			
CREEK LEDGESTONE	Corner Options		Accessories		Universal Starter Strip		
Colors	Matching Stone	Vinyl OSCP	Architectural Sill	1 1/8" J-Channel	(Required)		
 Appalachian Ash		 White	 Pewter	 Raven	 Lewiston Crest		
 Arizona Sandstone		 White	 Sable	 Tan			
 Bucks County Gray		 Dark Brown	 White	 Sable	 Dark Brown		
 Nordic Mist		 Seaside Gray	 White	 Pewter	 Seaside Gray		
 Rocky Mountain Clay		 White	 Sable	 Rocky Mountain Clay			

TANDOSTONE PRODUCT SPECIFICATIONS:

Creek Ledgestone - Panel

Finished Exposure: 40" w X 18.13" h
Squares per box: ½
Panels per box: 10
Boxes per pallet: 16
Squares per pallet: 8



Creek Ledgestone - Corner

Finished Exposure: 7.25" w X 7.38" d X 18.13" h
Pieces per box: 5
Linear ft. per box: 7.5

* Universal Starter Clips are included in each box



Stacked Stone - Panel

Finished Exposure: 39.68" w X 18.25" h
Squares per box: ½
Panels per box: 10
Boxes per pallet: 16
Squares per pallet: 8



Stacked Stone - Corner

Finished Exposure: 6.5" w X 6.38" d X 18.25" h
Pieces per box: 6
Linear ft. per box: 9.2

* Universal Starter Clips are included in each box




Universal Starter Strip (Required for Panels)

Dimensions	Pieces/Box	Linear ft./box
10 ft.	25	250



1 1/8" J-Channel

Length	Pieces/Box	Linear ft./box
12 ft. 6 in.	30	375



1 1/8" Outside Corner Post

Length	Pieces/Box	Linear ft./box
10 ft.	8	80



Architectural Sill

Finished Exposed Width: 30.13" (76.52 cm)
Finished Exposed Height: 2.63" (6.67 cm)
Depth: 2.5" (6.35 cm)
Architectural Sills per box: 4



Pewter



Raven



Sable



NOTE:
Architectural Sill
Corners can be
used as a corner
or to terminate
the end of a run.

Architectural Sill Corner

Finished Exposed Width: 5.0" (12.7 cm)
Finished Exposed Height: 2.63" (6.67 cm)
Depth: 2.5" (6.35 cm)
Arch. Sill Corners per box: 4



Sedona Bluff