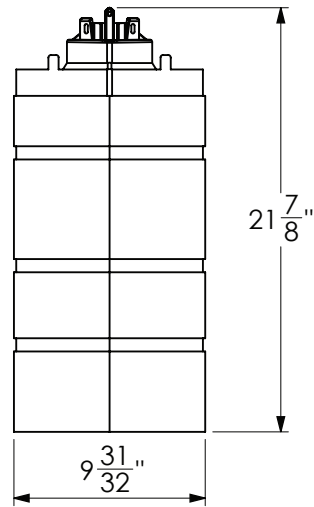
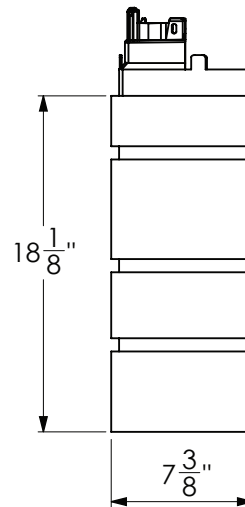


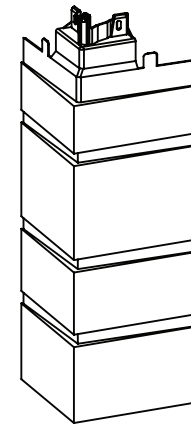
# TANDOSTONE CREEK LEDGESTONE CORNER



FRONT ELEVATION



SIDE ELEVATION



PERSPECTIVE

Scale: 1:10

Revision Date: 02/12/2019

Derby Building Products  
160, rue des Grands-Lacs  
Saint-Augustin-de-Desmaures  
Quebec CANADA G3A 2K1  
(844) 698-2636 | [www.tandobp.com](http://www.tandobp.com)

Available Colors:

- Appalachian Ash
- Arizona Sandstone
- Bucks County Gray
- Nordic Mist
- Rocky Mountain Clay

NOTES:

1. INSTALLATION TO BE COMPLETED IN ACCORDANCE WITH MANUFACTURER'S SPECIFICATIONS.
2. DO NOT SCALE PRINTED DRAWING.
3. THIS DRAWING IS INTENDED FOR USE BY ARCHITECTS, ENGINEERS, CONTRACTORS, CONSULTANTS AND DESIGN PROFESSIONALS FOR PLANNING PURPOSES ONLY.
4. THESE DRAWINGS ARE PUBLISHED AS AN INFORMATION GUIDE ONLY. THEY DO NOT CONTAIN FULL DETAILS REQUIRED FOR CONSTRUCTION AND MUST BE READ IN CONJUNCTION WITH INSTALLATION INSTRUCTIONS ON [WWW.TANDOBPCOM](http://WWW.TANDOBPCOM).